

**Florida  
AIDS Drug Assistance  
Program**

**QUARTERLY  
SUMMARY**

**3rd Quarter**

**October-December 2018**

2018/2019 Ryan White Grant Year

*Improving Health. . . Promoting Wellness*



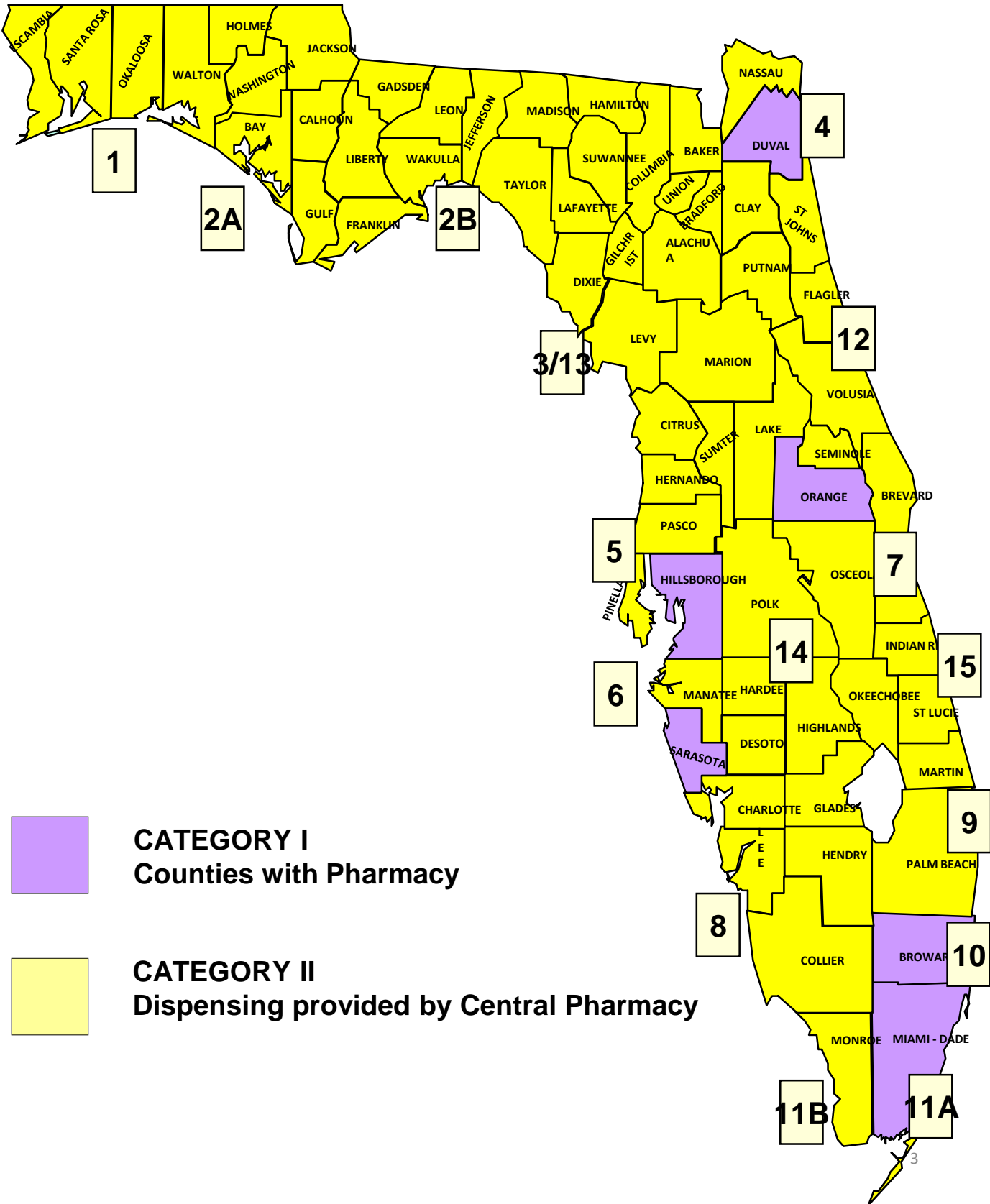
# Commentary

The Florida Department of Health, HIV/AIDS Patient Care, Florida AIDS Drug Assistance Program collects and reports data using Provide Enterprise and the Health Resources & Services Administration (HRSA) ADAP Data Report (ADR). The reports from Quarter 3 October 1<sup>st</sup> to December 31<sup>st</sup>, 2018 reflect information from our total program enrollment, Direct-Dispense program, and Insurance program.

## Report Contents

TABLE 1. COUNTY HEALTH DEPARTMENTS BY PHARMACY CATEGORY .....	
TABLE 2. ADAP PROGRAM ENROLLMENT BY COUNTY.....	
TABLE 3. ADAP DIRECT DISPENSE PROGRAM ENROLLMENT.....	
TABLE 4. ADAP INSURED PROGRAM ENROLLMENT BY COUNTY.....	
TABLE 5. NEW ADAP ENROLLMENTS & RE-ENROLLMENTS .....	
TABLE 6. ADAP CLIENTS SERVED.....	
TABLE 7. ADAP DEMOGRAPHICS: GENDER TOTAL ENROLLMENT.....	
TABLE 8. ADAP DEMOGRAPHICS: RACE/ETHNICITY TOTAL ENROLLMENT.....	
TABLE 9. ADAP DEMOGRAPHICS: AGE TOTAL ENROLLMENT.....	
TABLE 10. ADAP DEMOGRAPHICS: GENDER DIRECT DISPENSE ENROLLMENT.....	
TABLE 11. ADAP DEMOGRAPHICS: RACE/ETHNICITY DIRECT DISPENSE ENROLLMENT.....	
TABLE 12. ADAP DEMOGRAPHICS: AGE DIRECT DISPENSE ENROLLMENT .....	
TABLE 13. ADAP DEMOGRAPHICS: GENDER INSURED CLIENTS ENROLLMENT.....	
TABLE 14. ADAP DEMOGRAPHICS: RACE/ETHNICITY INSURED ENROLLMENT.....	
TABLE 15. ADAP DEMOGRAPHICS: AGE INSURED ENROLLMENT.....	
TABLE 16. ADAP CLIENT FEDERAL POVERTY LEVEL TOTAL ENROLLMENT.....	
TABLE 17. ADAP CLIENT FEDERAL POVERTY LEVEL DIRECT DISPENSE ENROLLMENT.....	
TABLE 18. ADAP CLIENT FEDERAL POVERTY LEVEL INSURANCE ENROLLMENT.....	
TABLE 19. ADAP INSURANCE ASSISTANCE.....	
TABLE 20. ADAP STATEWIDE PICK-UP PERCENTAGE.....	
TABLE 21. ADAP CLIENT VIRAL LOAD PROFILE TOTAL CLIENTS ENROLLED.....	
TABLE 22. ADAP CLIENT VIRAL LOAD PROFILE DIRECT DISPENSE.....	
TABLE 23. ADAP CLIENT VIRAL LOAD PROFILE INSURANCE.....	
TABLE 24. ADAP TOP 10 ARVs EXPENDITURES.....	
TABLE 25. ADAP TOP 10 NON-ARV EXPENDITURES.....	
TABLE 26. ADAP TOP 10 ARV EMERGENCY DISPENSE EXPENDITURES.....	
TABLE 27. ADAP TOP 10 NON-ARV EMERGENCY DISPENSE EXPENDITURES.....	
TABLE 28. ADAP HEPATITIS PRESCRIPTION DISPENSE.....	
RESOURCE & CONTACT INFORMATION .....	

# COUNTY HEALTH DEPARTMENTS BY PHARMACY CATEGORY



# ADAP PROGRAM ENROLLMENT BY COUNTY Total: 26,120

Alachua	318	Levy	17
Baker	5	Madison	7
Bay	153	Manatee	282
Bradford	7	Marion	203
Brevard	359	Martin	90
Broward	5,585	Miami-Dade	7,243
Citrus	79	Monroe	162
Clay	101	Nassau	32
Collier	236	Okaloosa	125
Columbia	44	Okeechobee	17
DeSoto	93	Orange	1,883
Dixie	4	Osceola	270
Duval	1,145	Palm Beach	1,644
Escambia	287	Pasco	171
Flagler	55	Pinellas	936
Franklin	1	Polk	525
Gadsden	13	Putnam	52
Hamilton	8	Santa Rosa	21
Hardee	1	Sarasota	251
Hendry	41	Seminole	299
Hernando	59	St. Johns	95
Highlands	54	St. Lucie	237
Hillsborough	1,736	Sumter	31
Holmes	1	Suwannee	11
Indian River	61	Taylor	2
Jackson	25	Union	1
Lake	127	Volusia	206
Lee	450	Wakulla	13
Leon	244	Washington	2



\* Enrolled means any client certified as eligible to receive medications through FL ADAP at any time during the reporting period, regardless of whether they used ADAP services

# ADAP PROGRAM ENROLLMENT DIRECT DISPENSE (UNINSURED) BY COUNTY Total: 18,099

Alachua	204	Levy	13
Baker	5	Madison	7
Bay	91	Manatee	180
Bradford	6	Marion	123
Brevard	234	Martin	58
Broward	3,368	Miami-Dade	5,149
Citrus	34	Monroe	70
Clay	92	Nassau	15
Collier	172	Okaloosa	96
Columbia	29	Okeechobee	14
DeSoto	50	Orange	1,428
Dixie	4	Osceola	255
Duval	936	Palm Beach	1,122
Escambia	177	Pasco	97
Flagler	42	Pinellas	638
Franklin	1	Polk	458
Gadsden	13	Putnam	37
Hamilton	7	Santa Rosa	18
Hardee	1	Sarasota	214
Hendry	35	Seminole	221
Hernando	32	St. Johns	52
Highlands	35	St. Lucie	163
Hillsborough	1,233	Sumter	18
Holmes	0	Suwannee	6
Indian River	44	Taylor	2
Jackson	21	Union	1
Lake	85	Volusia	123
Lee	328	Wakulla	5
Leon	235	Washington	2



\* Enrolled means any client certified as eligible to receive medications through FL ADAP at any time during the reporting period, regardless of whether they used ADAP services

# ADAP PROGRAM ENROLLMENT INSURED BY COUNTY Total: 7,939

Alachua	114	Levy	4
Baker	0	Madison	0
Bay	62	Manatee	101
Bradford	1	Marion	78
Brevard	124	Martin	32
Broward	2,202	Miami-Dade	2,068
Citrus	45	Monroe	92
Clay	9	Nassau	17
Collier	64	Okaloosa	29
Columbia	15	Okeechobee	3
DeSoto	43	Orange	449
Dixie	0	Osceola	11
Duval	208	Palm Beach	521
Escambia	110	Pasco	74
Flagler	11	Pinellas	297
Franklin	0	Polk	67
Gadsden	0	Putnam	15
Hamilton	1	Santa Rosa	3
Hardee	0	Sarasota	36
Hendry	6	Seminole	78
Hernando	27	St. Johns	42
Highlands	19	St. Lucie	74
Hillsborough	488	Sumter	13
Holmes	1	Suwannee	5
Indian River	17	Taylor	0
Jackson	2	Union	0
Lake	42	Volusia	81
Lee	121	Wakulla	8
Leon	9	Washington	0



\* Enrolled means any client certified as eligible to receive medications through FL ADAP at any time during the reporting period, regardless of whether they used ADAP services

# NEW ADAP ENROLLMENTS AND RE-ENROLLMENTS Total: 13,232

Alachua	137	Levy	3
Baker	4	Madison	3
Bay	52	Manatee	97
Bradford	3	Marion	87
Brevard	195	Martin	29
Broward	2,402	Miami-Dade	3,268
Citrus	36	Monroe	76
Clay	45	Nassau	17
Collier	103	Okaloosa	46
Columbia	18	Orange	757
Desoto	47	Osceola	99
Duval	440	Palm Beach	850
Escambia	179	Pasco	87
Flagler	18	Pinellas	423
Gadsden	1	Polk	237
Hamilton	4	Putnam	15
Hendry	18	Santa Rosa	10
Hernando	25	Sarasota	133
Highlands	28	Seminole	143
Hillsborough	701	St. Johns	46
Holmes	1	St. Lucie	91
Indian River	29	Sumter	15
Jackson	7	Suwannee	5
Lake	50	Union	1
Lee	194	Volusia	75
Leon	87	Wakulla	3

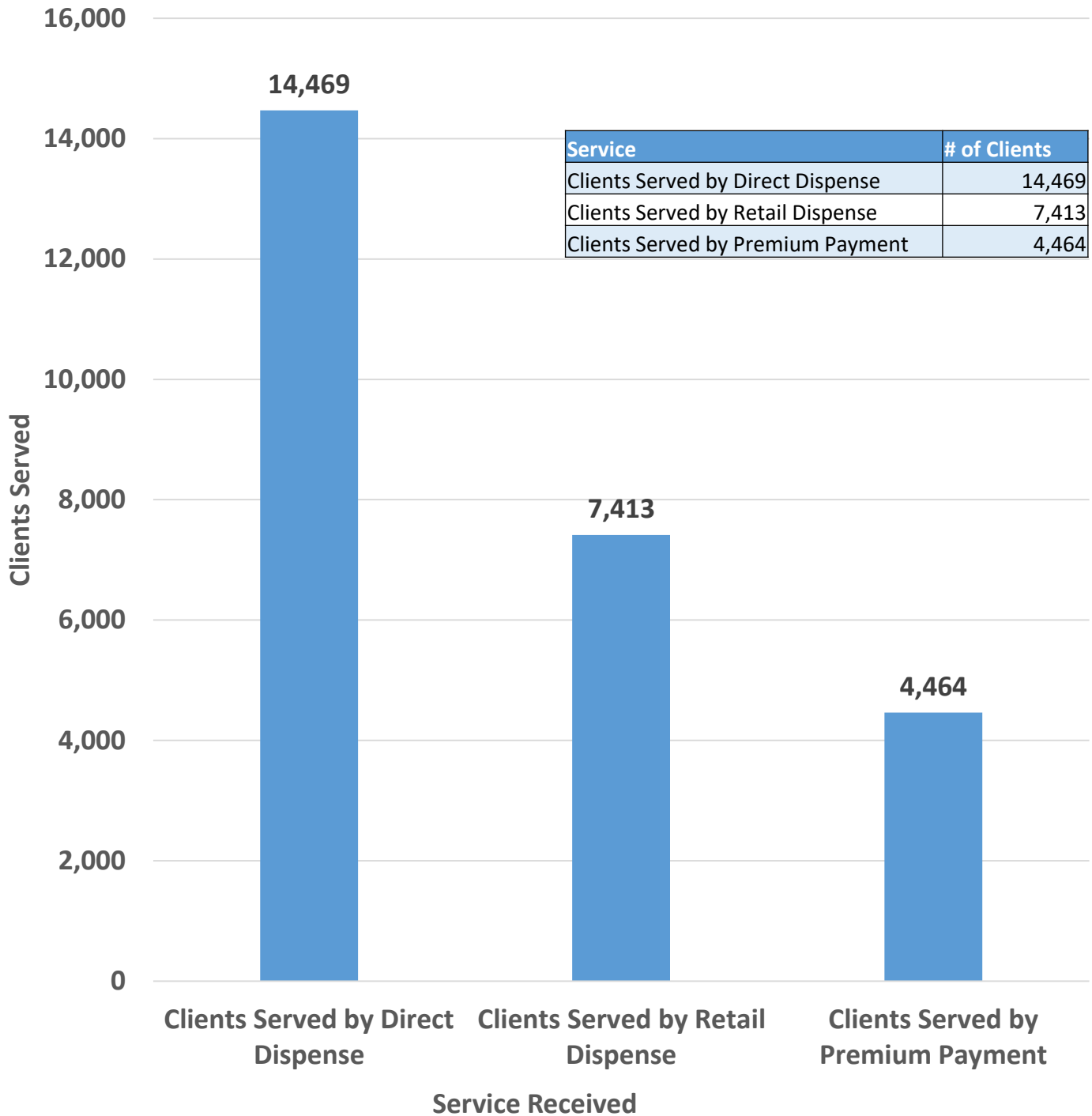


\* Enrolled means any client certified as eligible to receive medications through FL ADAP at any time during the reporting period, regardless of whether they used ADAP services

# ADAP Clients Served

## 3rd Quarter (October-December 2018)

Total Clients Served: 20,866



\*Clients are counted as being served by a Medication Dispense if the time period covered by the medication overlaps the report period by at least one day.

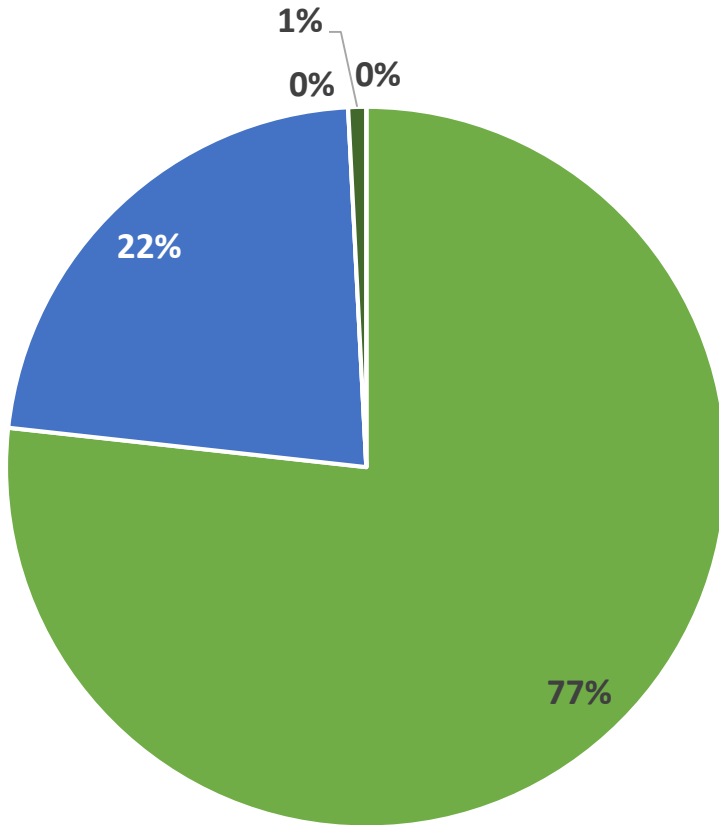
\*Clients are counted as being served by Premium Assistance if they have at least one Premium Payment record in status Paid where the coverage period of the payment overlaps the report period by at least one day.



# ADAP Demographics: GENDER

3rd Quarter (October-December 2018)

Total Clients Enrolled: 22,464



Gender	# of Clients
Male	17,223
Female	5,038
Transgender FTM	8
Transgender MTF	181
Transgender Unknown	14

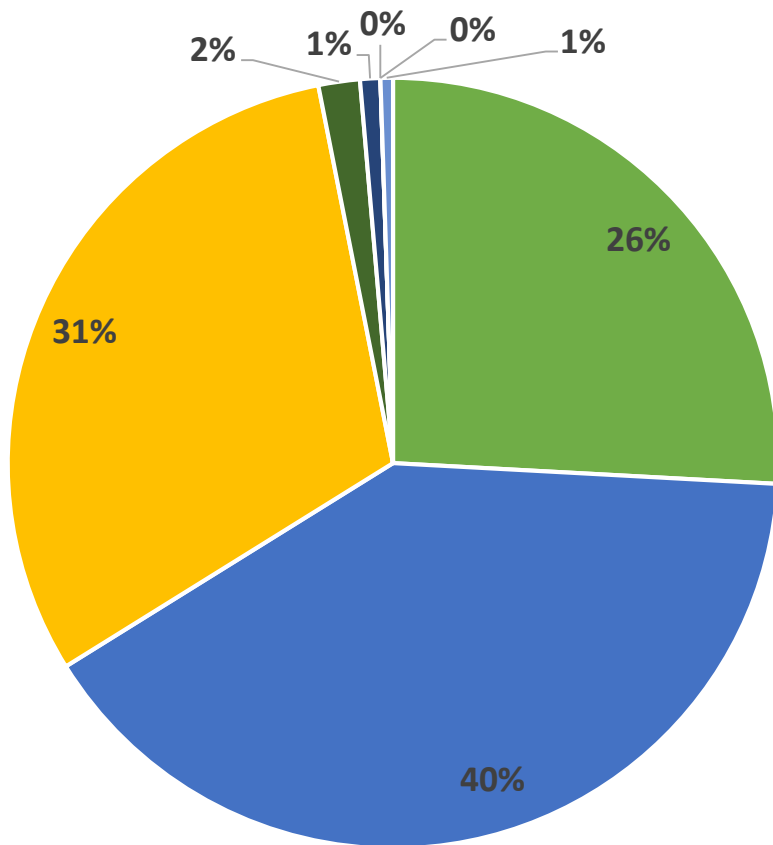
- Male
- Female
- Transgender FTM
- Transgender MTF
- Transgender Unknown



\*Client demographics are based on data provided by Groupware Technologies, Inc. of clients enrolled in ADAP at any point during the specified time period.

# ADAP Demographics: RACE/ETHNICITY

3rd Quarter (October-December 2018)  
Total Clients Enrolled: 22,464



- Non-Hispanic White
- Non-Hispanic Black
- Hispanic White
- Hispanic Black
- Asian
- Native American/Alaskan Native
- Native Hawaiian/Pacific Islander
- Other

Ethnicity	# of Clients
Non-Hispanic White	5,788
Non-Hispanic Black	9,018
Hispanic White	6,880
Hispanic Black	389
Asian	190
Native American/Alaskan Native	50
Native Hawaiian/Pacific Islander	32
Other	117

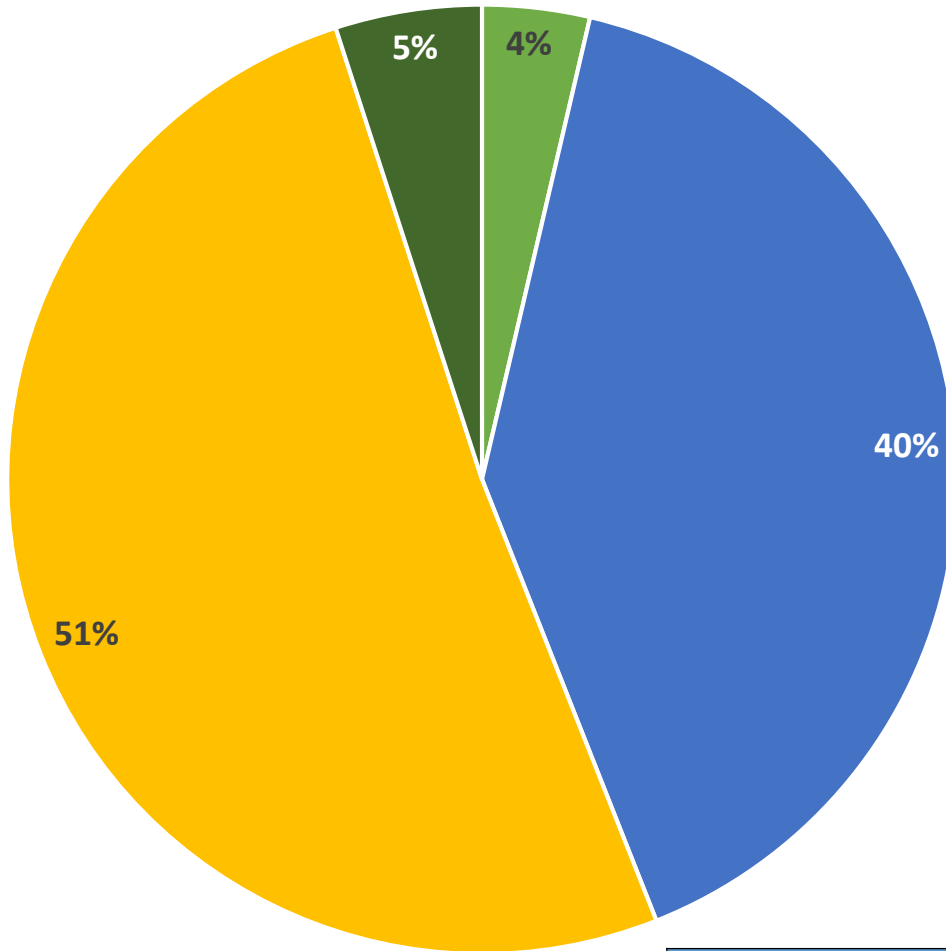


\*Client demographics are based on data provided by Groupware Technologies, Inc. of clients enrolled in ADAP at any point during the specified time period.

# ADAP Demographics: AGE

## 3rd Quarter (October-December 2018)

### Total Clients Enrolled: 22,464



Age	# of Clients
≤ 24	824
25-44	9,083
45-64	11,480
≥ 65	1,077

■ ≤ 24 ■ 25-44 ■ 45-64 ■ ≥ 65

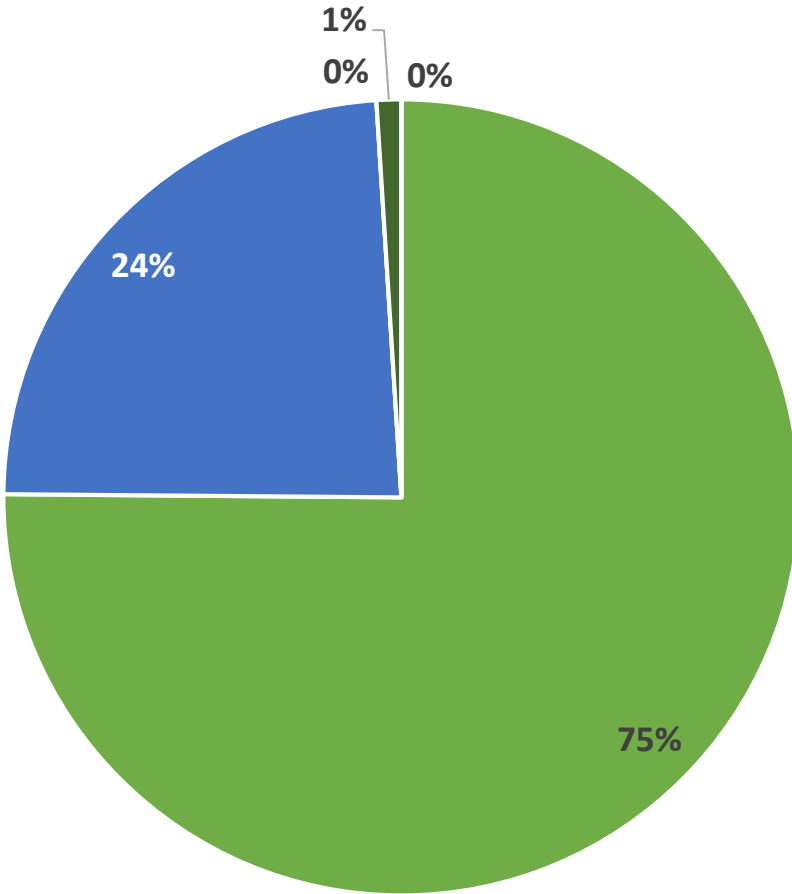


\*Client demographics are based on data provided by Groupware Technologies, Inc. of clients enrolled in ADAP at any point during the specified time period.

# ADAP Demographics: GENDER

## 3rd Quarter (October-December 30 2018)

### Direct-Dispense (Uninsured) Clients Enrolled: 15,467



Gender	# of Clients
Male	11,606
Female	3,687
Transgender FTM	8
Transgender MTF	155
Transgender Unknown	11

- Male
- Female
- Transgender FTM
- Transgender MTF
- Transgender Unknown

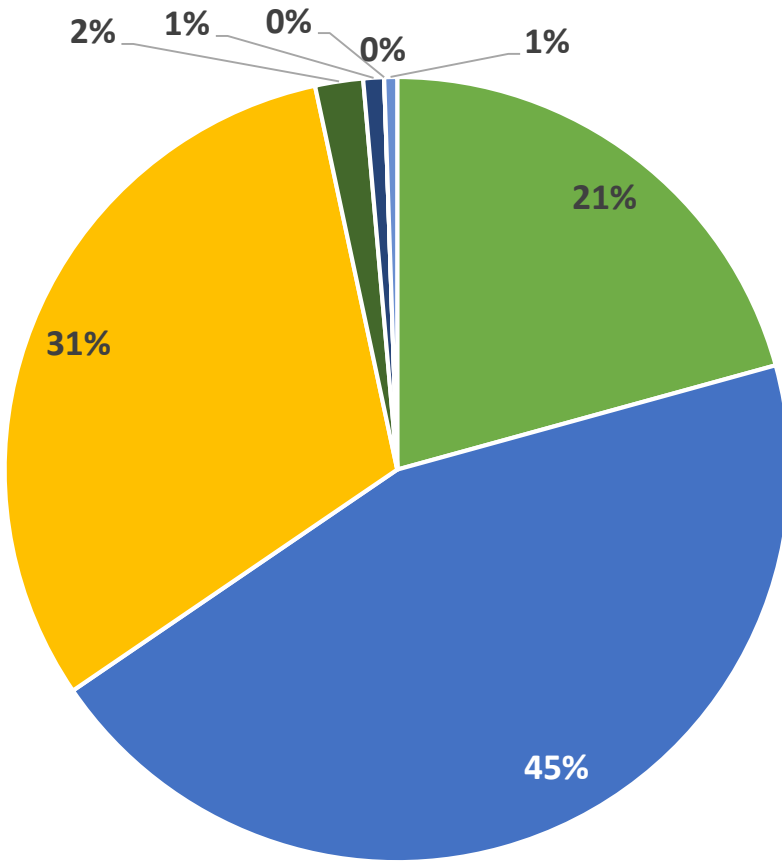


\*Client demographics are based on data provided by Groupware Technologies, Inc. of clients enrolled in ADAP at any point during the specified time period.

# ADAP Demographics: RACE/ETHNICITY

## 3rd Quarter (October-December 2018)

### Direct-Dispense(Uninsured) Clients Enrolled: 15,467



- Non-Hispanic White
- Non-Hispanic Black
- Hispanic White
- Hispanic Black
- Asian
- Native American/Alaskan Native
- Native Hawaiian/Pacific Islander
- Other

Ethnicity	# of Clients
Non-Hispanic White	3,193
Non-Hispanic Black	6,898
Hispanic White	4,802
Hispanic Black	304
Asian	132
Native American/Alaskan Native	35
Native Hawaiian/Pacific Islander	21
Other	82

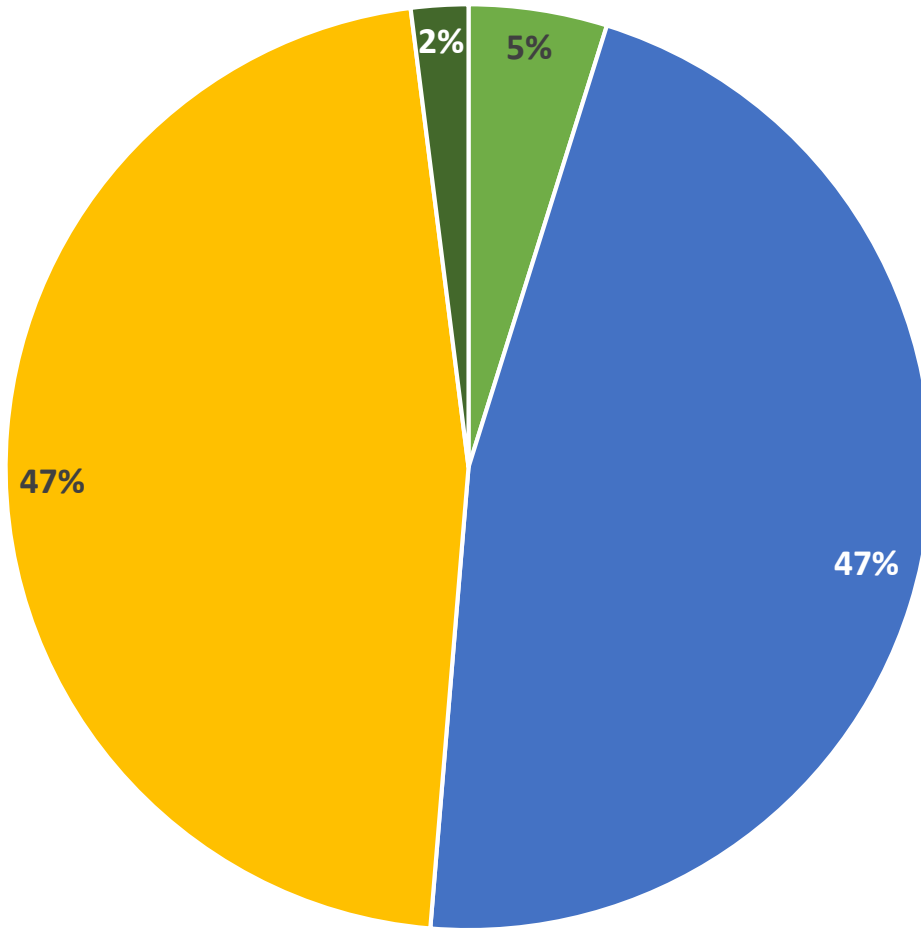


\*Client demographics are based on data provided by Groupware Technologies, Inc. of clients enrolled in ADAP at any point during the specified time period.

# ADAP Demographics: AGE

2nd Quarter (July-September 30, 2018)

Direct-Dispense (Uninsured) Clients Enrolled: 15,305



Age	# of Clients
≤ 24	748
25-44	7,193
45-64	7,224
≥ 65	302

■ ≤ 24 ■ 25-44 ■ 45-64 ■ ≥ 65

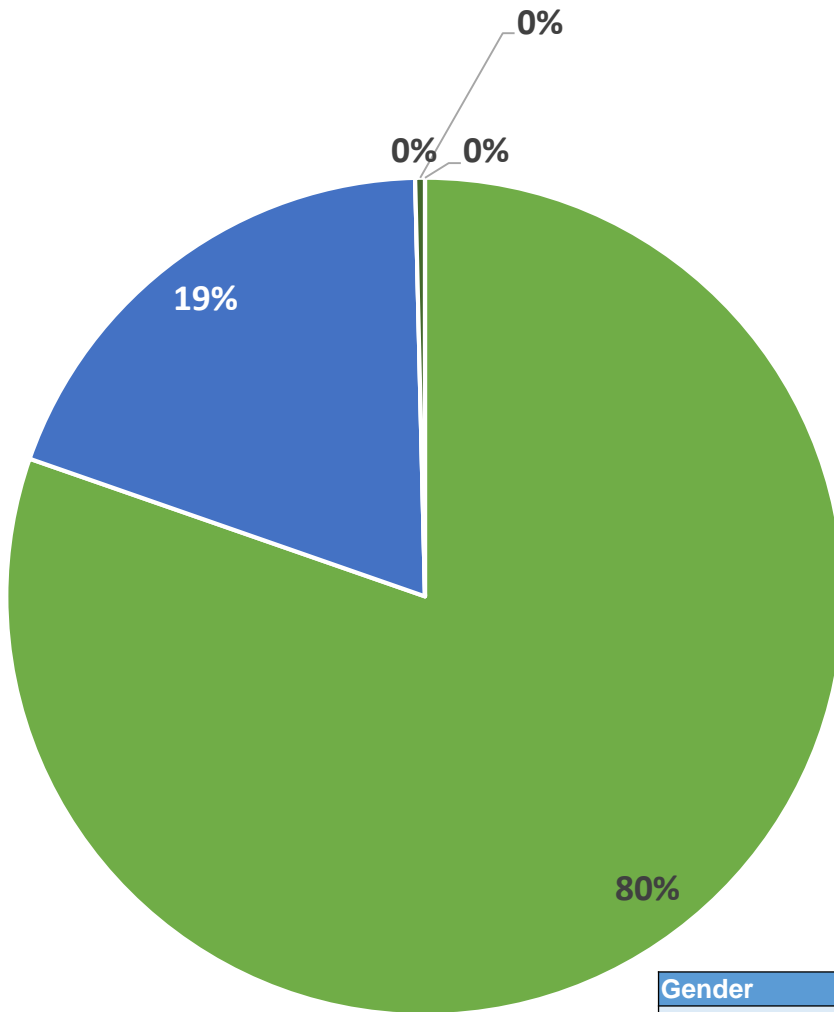


\*Client demographics are based on data provided by Groupware Technologies, Inc. of clients enrolled in ADAP at any point during the specified time period.

# ADAP Demographics: GENDER

3rd Quarter (October-December 2018)

Insured Clients Enrolled: 6,934



Gender	# of Clients
Male	5,567
Female	1,337
Transgender FTM	0
Transgender MTF	26
Transgender Unknown	3

- Male
- Female
- Transgender FTM
- Transgender MTF
- Transgender Unknown

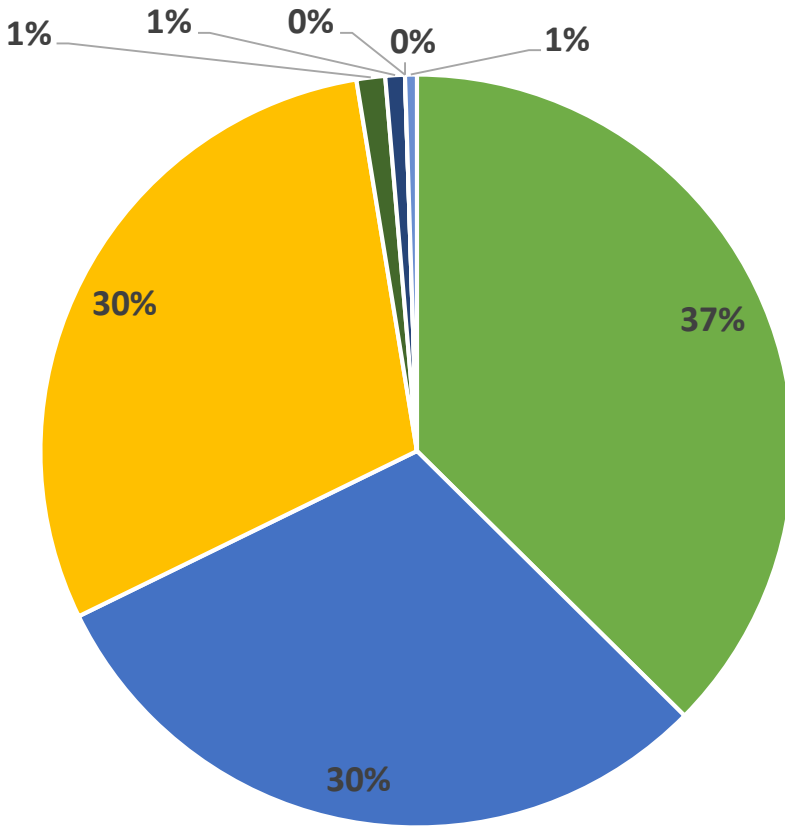


\*Client demographics are based on data provided by Groupware Technologies, Inc. of clients enrolled in ADAP at any point during the specified time period.

# ADAP RACE/ETHNICITY

## 3rd Quarter (October-December 2018)

### Insured Clients Enrolled: 6,934



- Non-Hispanic White
- Non-Hispanic Black
- Hispanic White
- Hispanic Black
- Asian
- Native American/Alaskan Native
- Native Hawaiian/Pacific Islander
- Other

Ethnicity	# of Clients
Non-Hispanic White	2,585
Non-Hispanic Black	2,097
Hispanic White	2,049
Hispanic Black	85
Asian	58
Native American/Alaskan Native	15
Native Hawaiian/Pacific Islander	10
Other	35



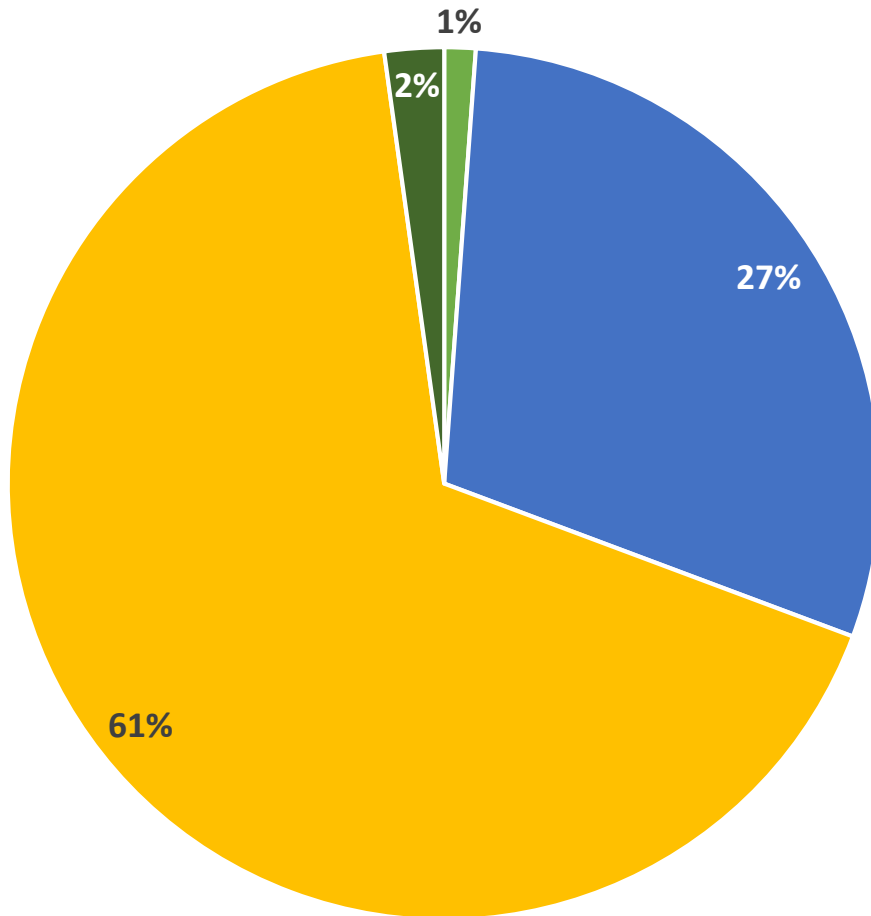
\*Client demographics are based on data provided by Groupware Technologies, Inc. of clients enrolled in ADAP at any point during the specified time period.



# ADAP Demographics: AGE

## 3rd Quarter (October-December 2018)

### Insured Clients Enrolled: 6,934



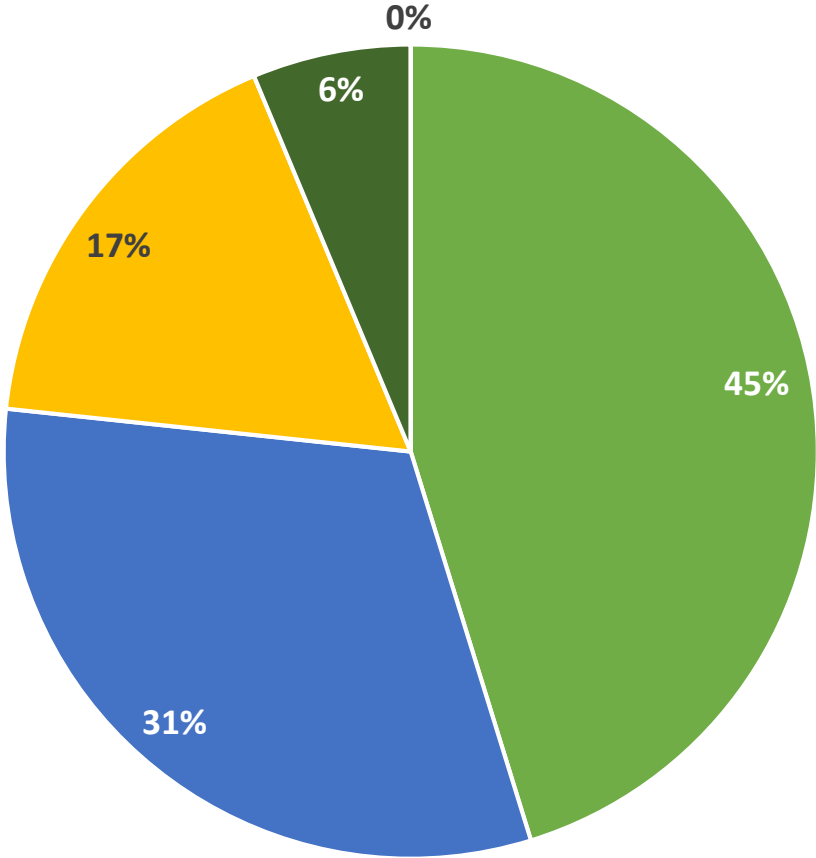
Age	# of Clients
≤ 24	73
25-44	1,860
45-64	4,225
≥ 65	775

■ ≤ 24   ■ 25-44   ■ 45-64   ■ ≥ 65



\*Client demographics are based on data provided by Groupware Technologies, Inc. of clients enrolled in ADAP at any point during the specified time period.

# ADAP Client Federal Poverty Level (FPL) Total Enrollment: 22,464



FPL Level	# of Clients
≤ 100	10,154
101-200	7,062
201-300	3,822
301-400	1,413
≥ 401	12

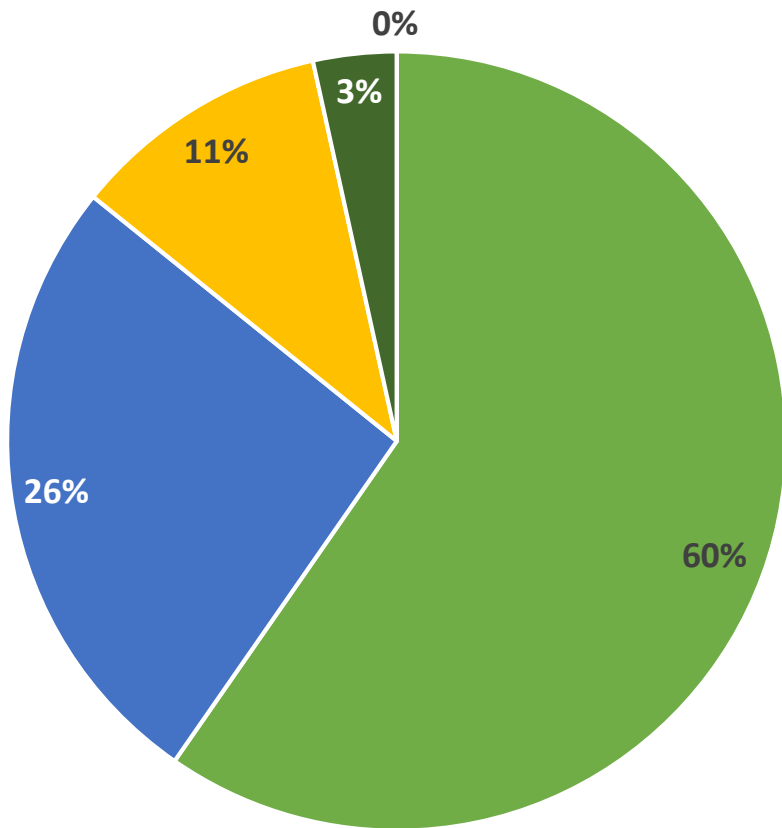
■ ≤ 100   ■ 101-200   ■ 201-300   ■ 301-400   ■ ≥ 401



\*Client Federal Poverty Level (FPL) are based on data provided by Groupware Technologies, Inc. of clients enrolled in ADAP at any point during the specified time period.

# ADAP Client Federal Poverty Level (FPL)

## Direct Dispense (Uninsured) Enrollment: 15,467



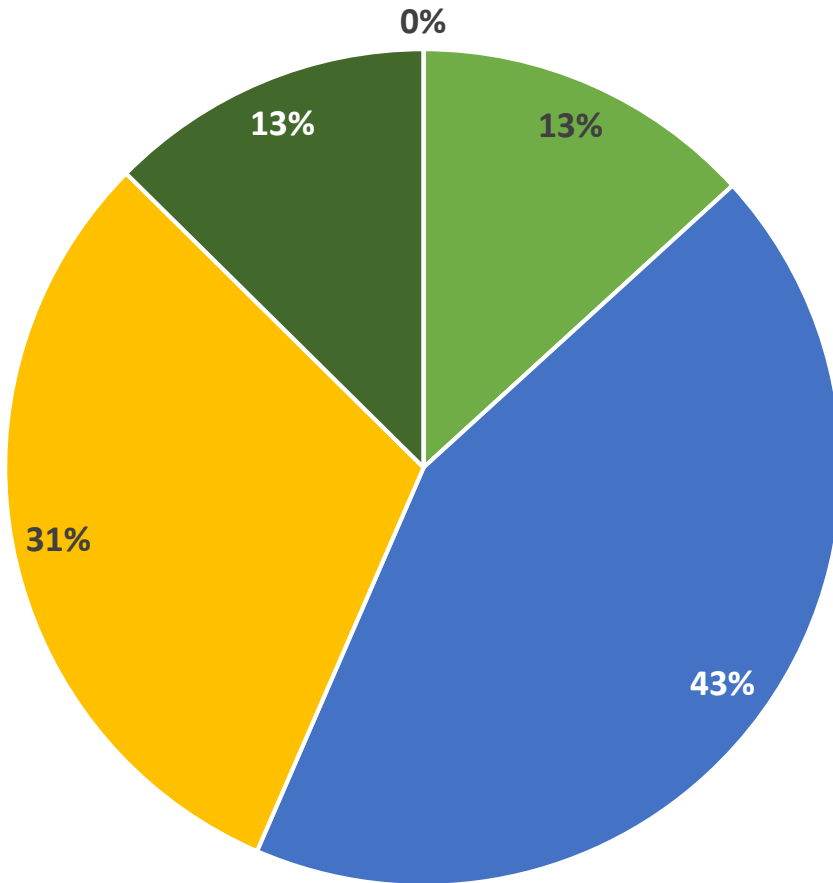
FPL Level	# of Clients
≤ 100	9,225
101-200	4,039
201-300	1,663
301-400	535
≥ 401	5

■ ≤ 100 ■ 101-200 ■ 201-300 ■ 301-400 ■ ≥ 401



\*Client Federal Poverty Level (FPL) are based on data provided by Groupware Technologies, Inc. of clients enrolled in ADAP at any point during the specified time period.

# ADAP Client Federal Poverty Level (FPL) Insurance Enrollment: 6,932



FPL Level	# of Clients
≤ 100	916
101-200	2,998
201-300	2,139
301-400	872
≥ 401	7

■ ≤ 100   ■ 101-200   ■ 201-300   ■ 301-400   ■ ≥ 401

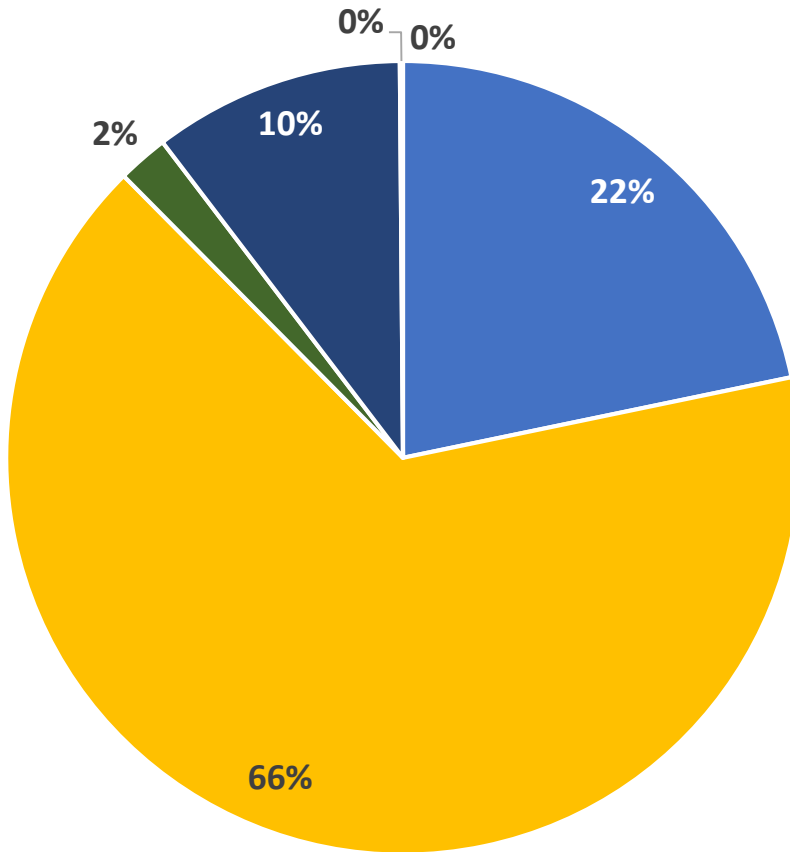


\*Client Federal Poverty Level (FPL) are based on data provided by Groupware Technologies, Inc. of clients enrolled in ADAP at any point during the specified time period.

# ADAP Insurance Assistance

## 3rd Quarter (October-December 2018)

Total Clients Enrolled: 6,995



Insurance Type	# of Clients
Medicaid	1
Medicare	1,515
Private ACA	4,587
Private COBRA	144
Private Employer	713
Private Individual	9

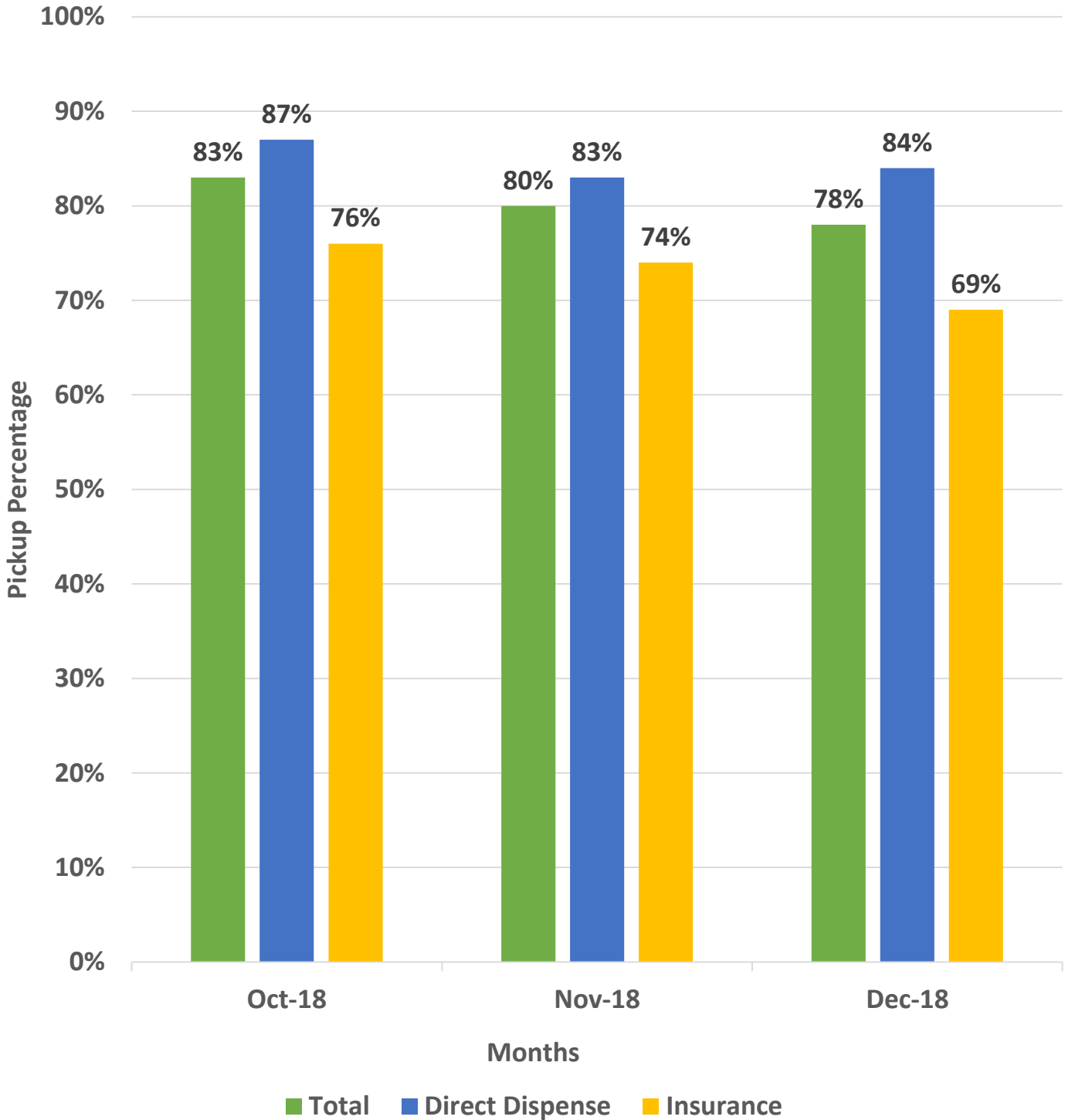
- Medicaid
- Medicare
- Private ACA
- Private COBRA
- Private Employer
- Private Individual



\*Client insurance enrollment levels are based on data provided by Groupware Technologies, Inc. and reflects enrollment during the specified time period.

# ADAP STATEWIDE PICK-UP PERCENTAGE

3rd Quarter (October-December 2018)



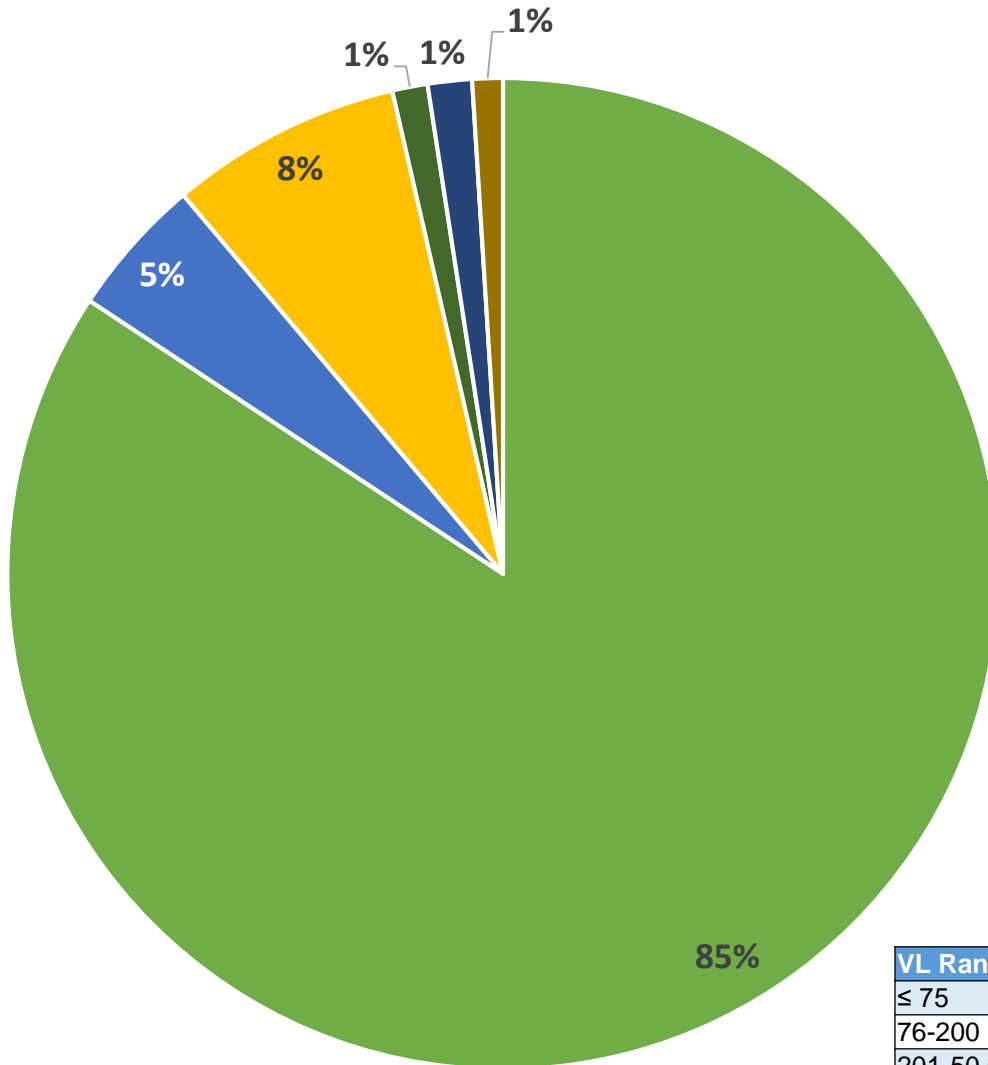
\*Pick-up Information is based on a monthly calculation.

\*Florida ADAP does not receive complete data from insured retail clients.

# ADAP CLIENT VIRAL LOAD PROFILE

3rd Quarter (October-December 2018)

Total Clients Enrolled: 22,464



VL Range	# of Clients
≤ 75	19,024
76-200	1,027
201-50,000	1,709
50,001-100,000	260
100,001-500,000	325
> 500,000	112

- ≤ 75
- 76-200
- 201-50,000
- 50,001-100,000
- 100,001-500,000
- > 500,000

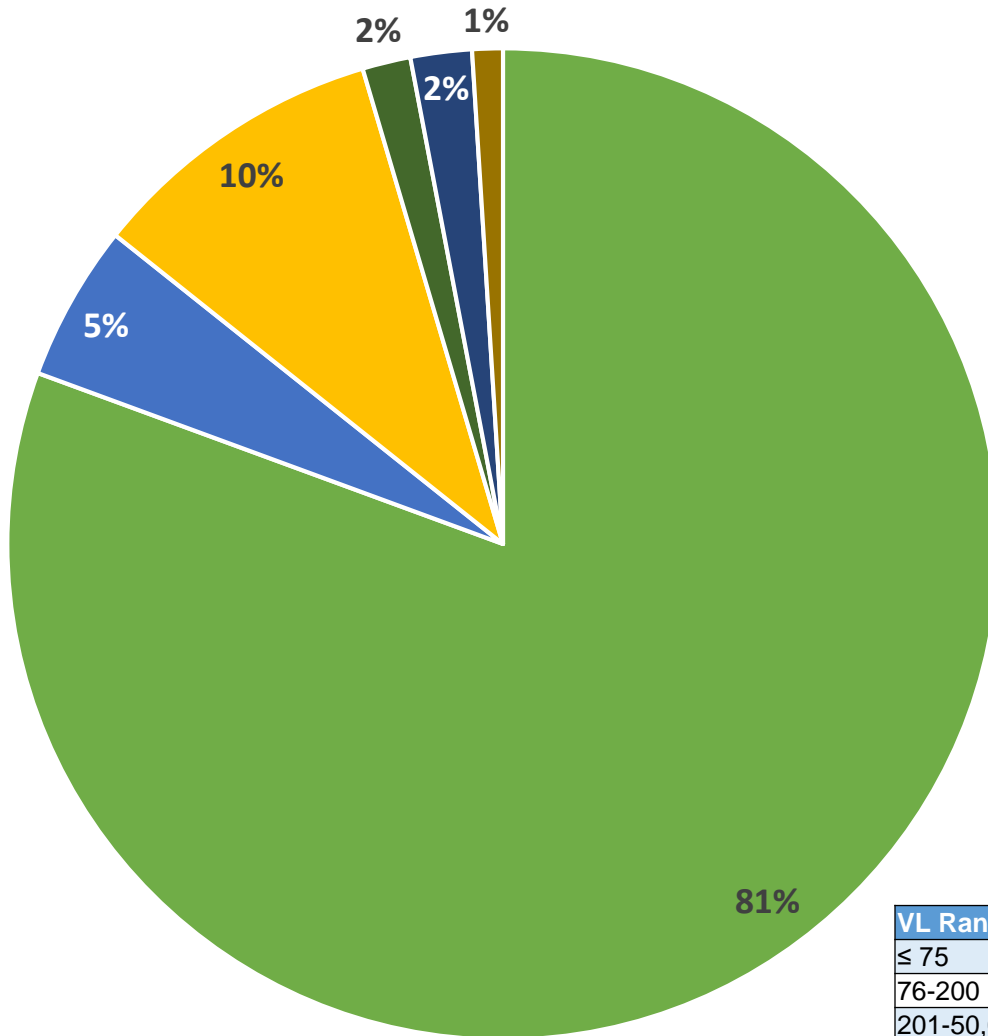


\*The percentage represents the clients most recent laboratory tests obtained during enrollment and/or recertification

# ADAP CLIENT VIRAL LOAD PROFILE Direct Dispense (Uninsured)

## 3rd Quarter (October-December 2018)

Total Clients Enrolled: 15,467



VL Range	# of Clients
≤ 75	12,500
76-200	791
201-50,000	1,508
50,001-100,000	244
100,001-500,000	310
> 500,000	108

- ≤ 75
- 76-200
- 201-50,000
- 50,001-100,000
- 100,001-500,000
- > 500,000



\*The percentage represents the clients most recent laboratory tests obtained during enrollment and/or recertification

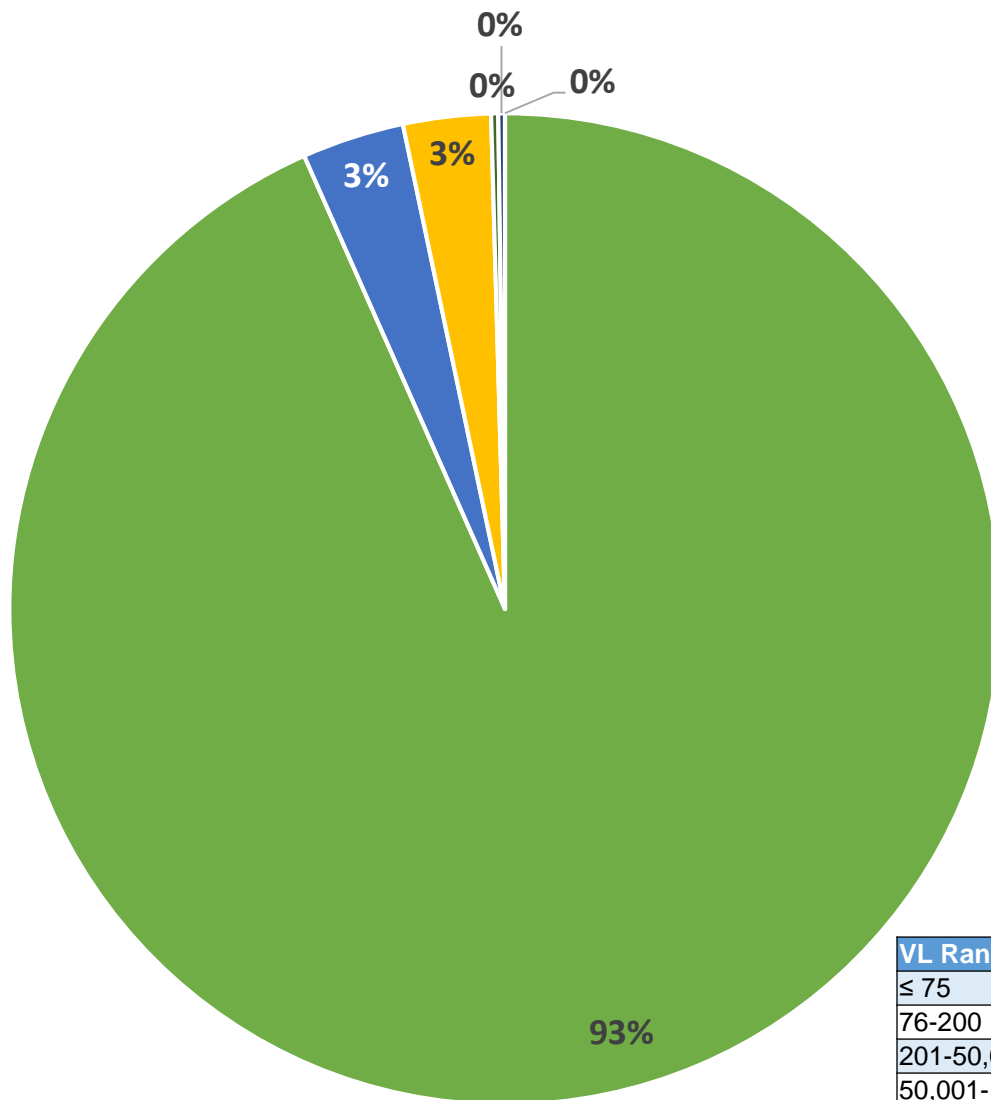


# ADAP CLIENT VIRAL LOAD PROFILE

## Insurance

3rd Quarter (October-December 2018)

Total Clients Enrolled: 6,934



VL Range	# of Clients
≤ 75	6,468
76-200	231
201-50,000	198
50,001-100,000	16
100,001-500,000	15
> 500,000	4

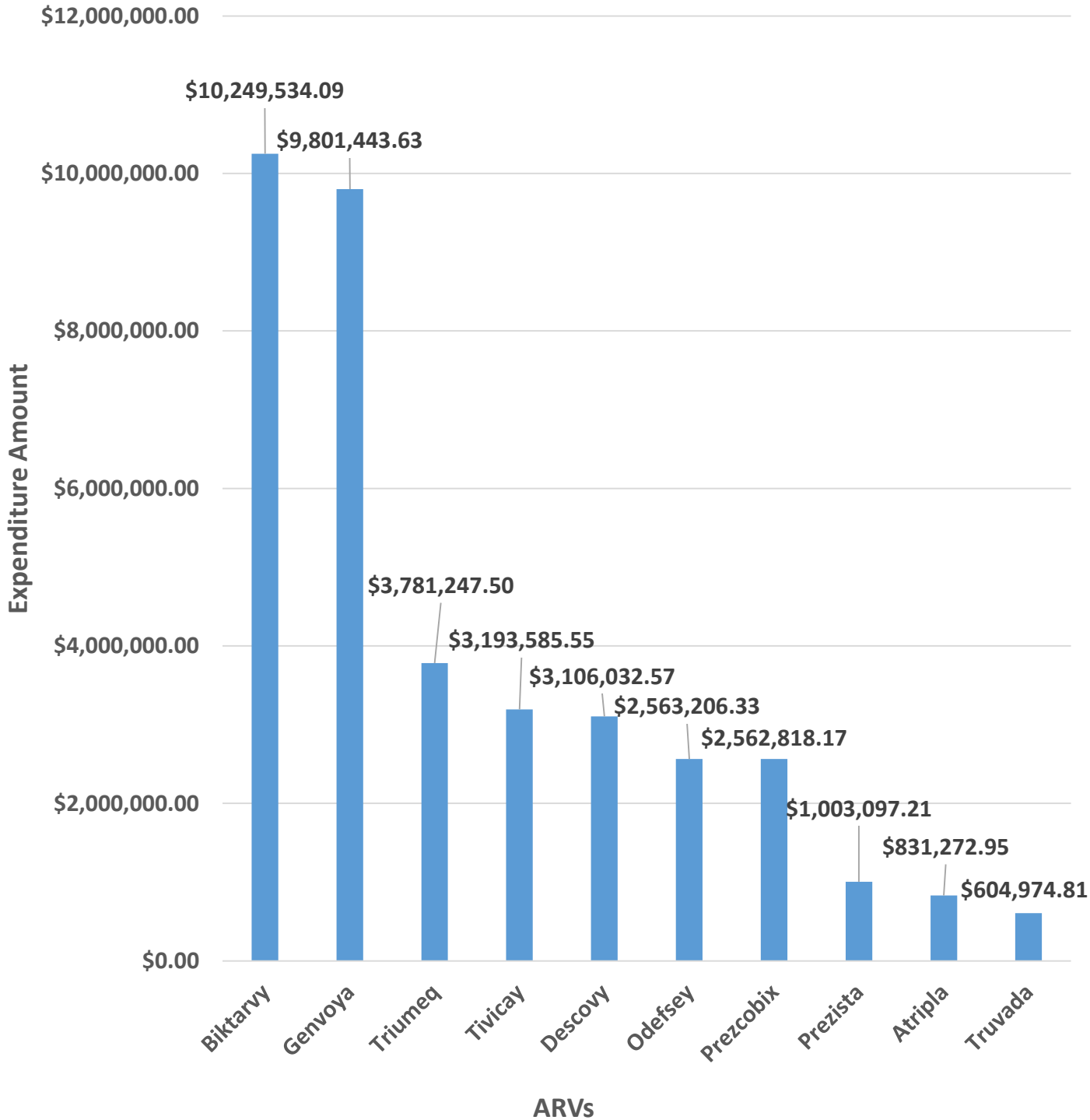
- ≤ 75
- 76-200
- 201-50,000
- 50,001-100,000
- 100,001-500,000
- > 500,000



\*The percentage represents the clients most recent laboratory tests obtained during enrollment and/or recertification

# ADAP Top 10 Antiretroviral (ARV) Expenditures

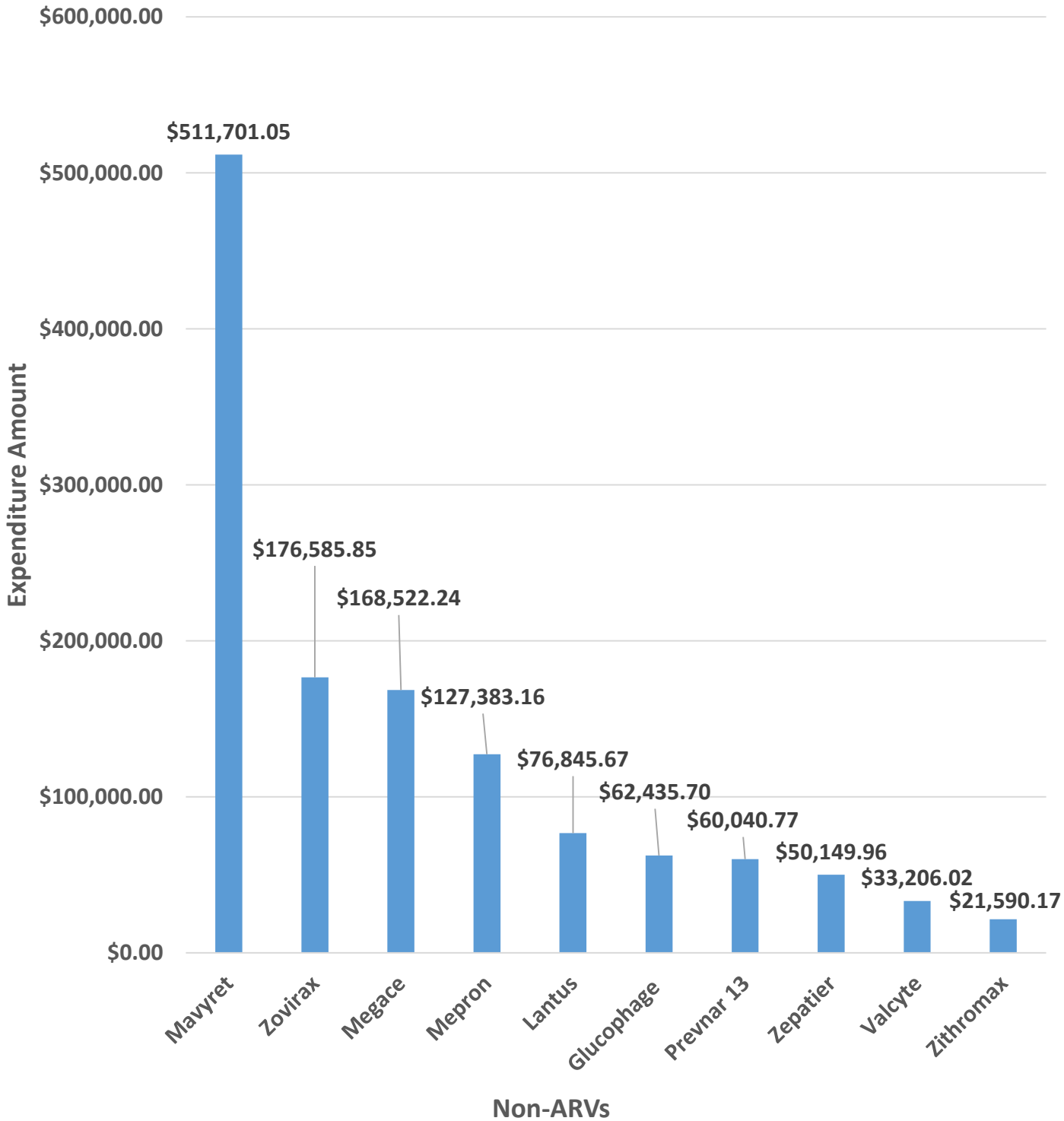
## 3rd Quarter (October-December 2018)



\*Expenditure amounts are based on data received by Central Pharmacy, local County Health Departments, and CVS Pharmacy

# ADAP Top 10 Non-ARV Expenditures

## 3rd Quarter (October-December 2018)

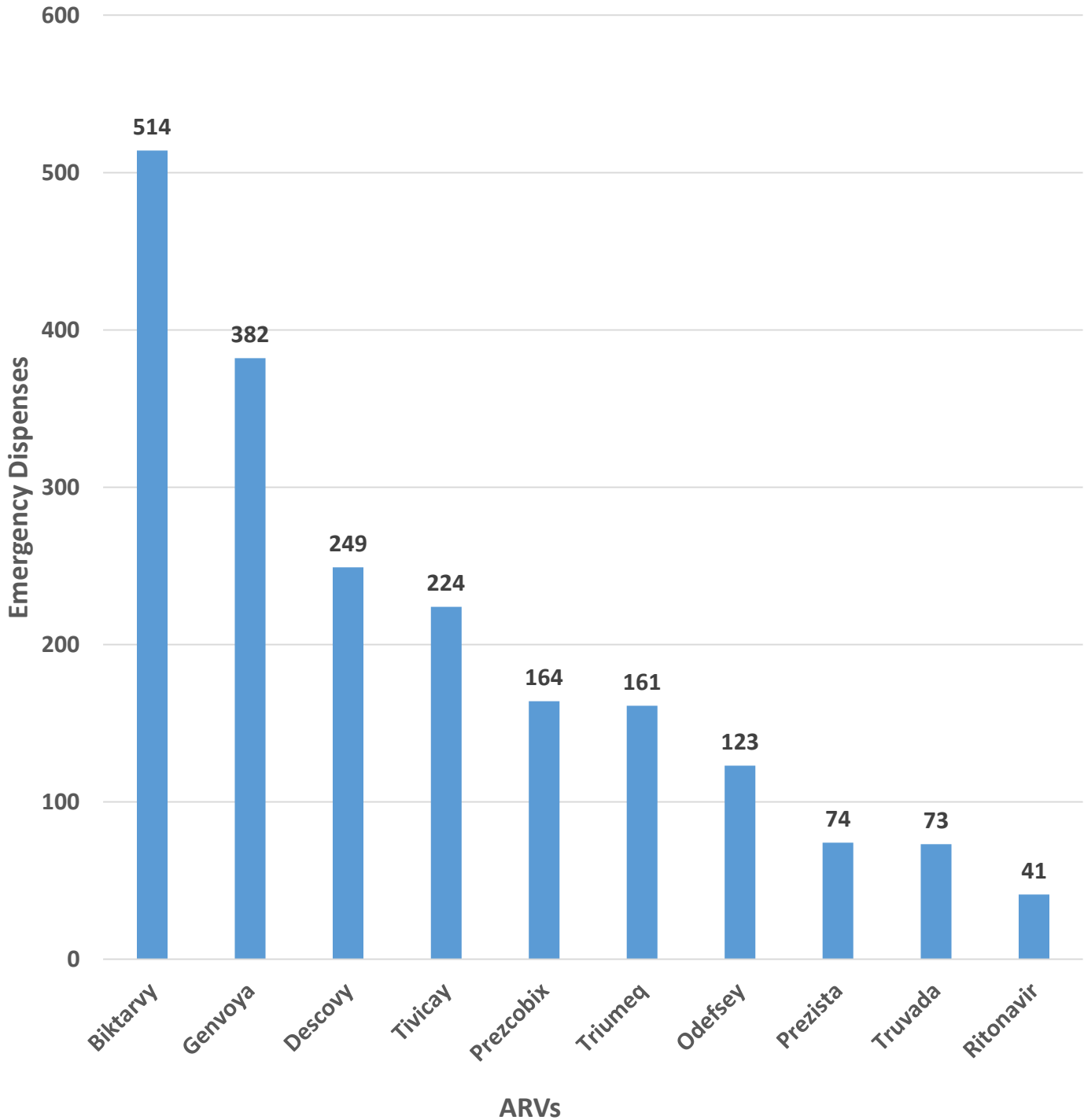


\*Expenditure amounts are based on data received by Central Pharmacy, local County Health Departments, and CVS Pharmacy

# ADAP Top 10 ARV Emergency Dispenses

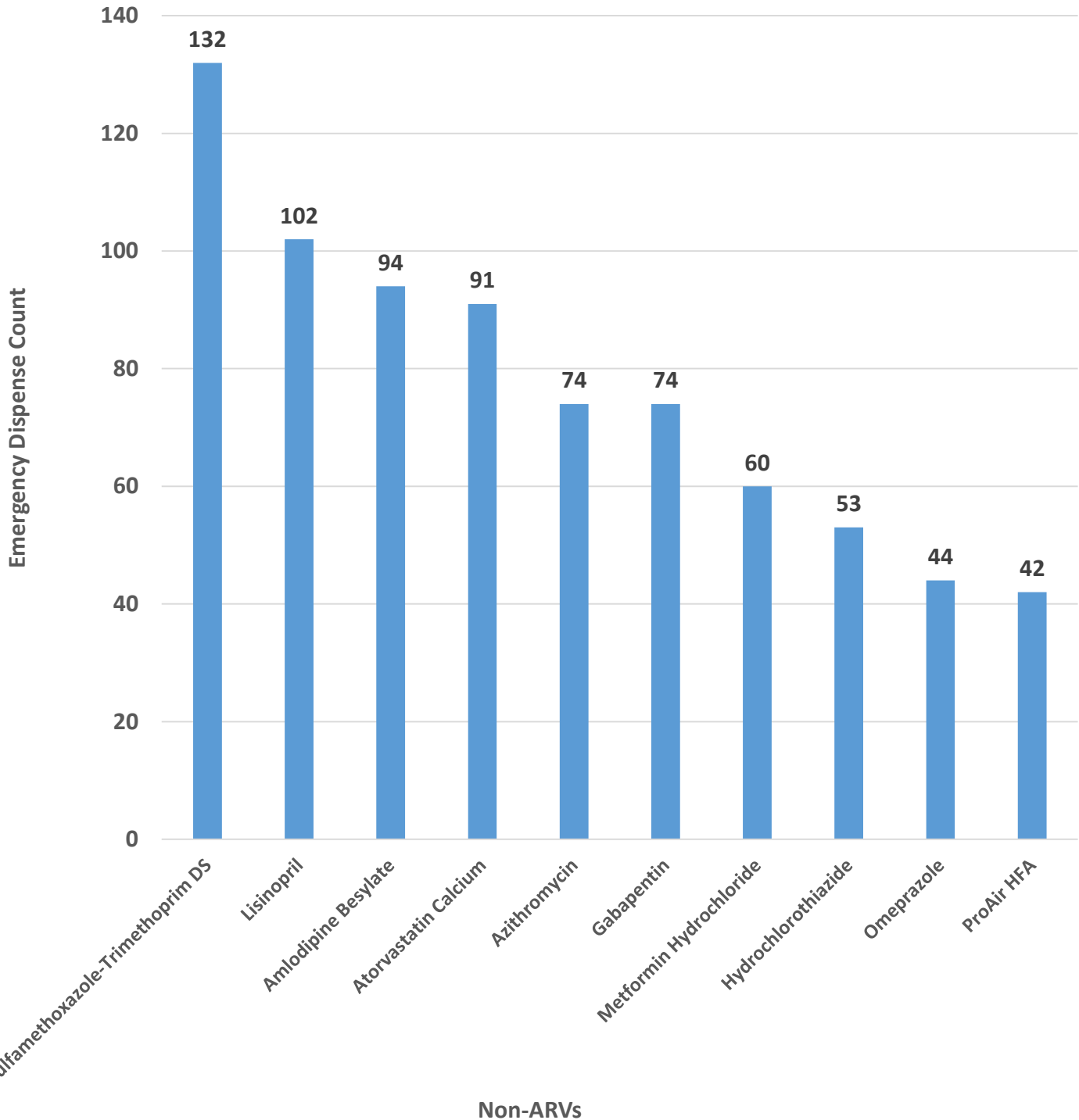
3rd Quarter (October-December 2018)

Total ARV Dispenses: 2,281



\*Expenditure amounts are based on data received by CVS Pharmacy

# ADAP Top 10 Non-ARV Emergency Dispenses 3rd Quarter (October-December 2018) Total Non-ARV Dispenses:

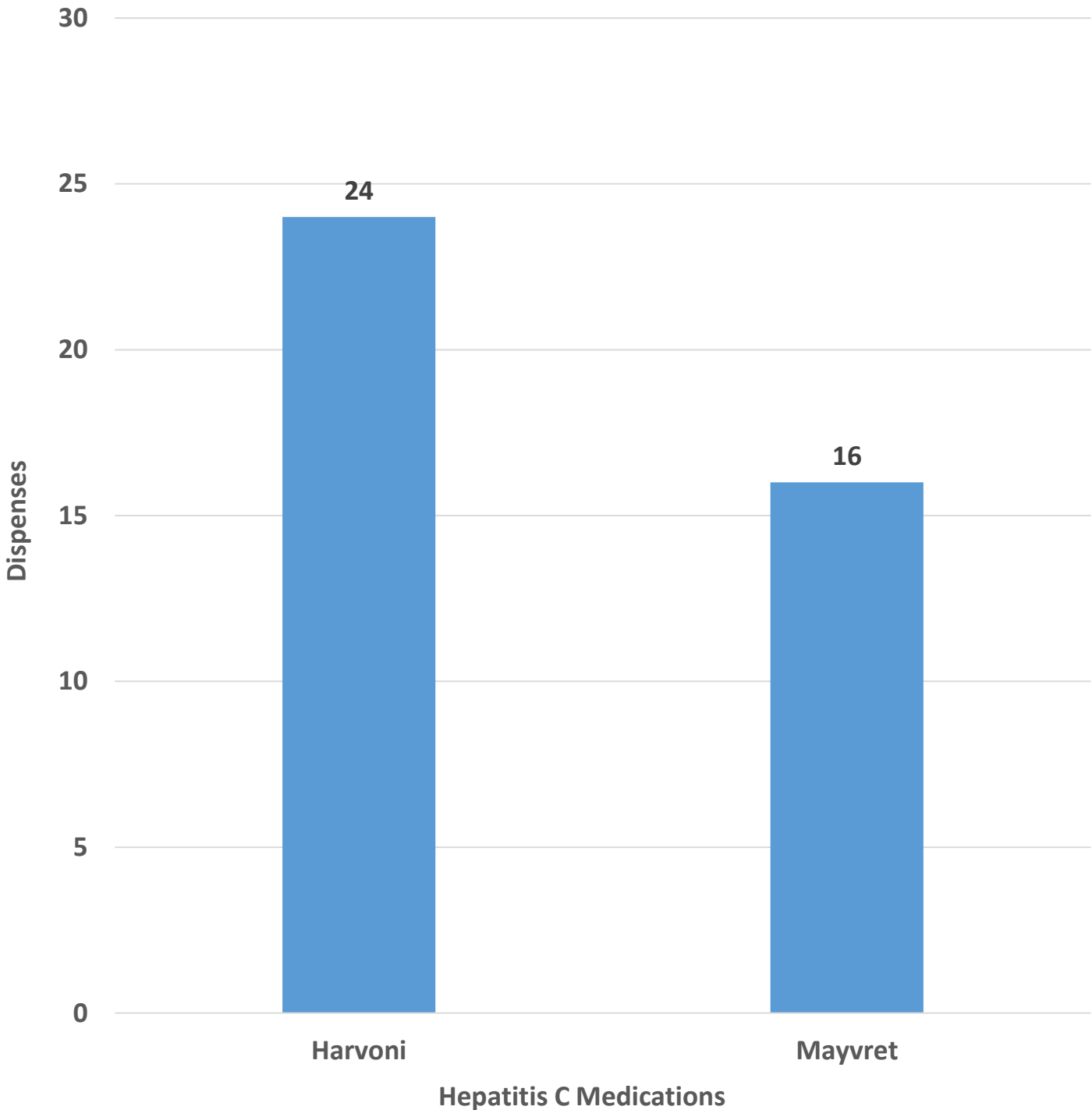


\*Expenditure amounts are based on data received by CVS Pharmacy

# HEPATITIS C Prescription Dispense

3rd Quarter (October-December 2018)

Clients: 40



\*Expenditure amounts are based on data received by Central Pharmacy, local County Health Departments, and CVS Pharmacy

## RESOURCE & CONTACT INFORMATION

*Please reach out to the contacts below should you need additional Florida ADAP Data.*

### **Florida ADAP Program Director**

Main Number

Jimmy LLaque                    [Jimmy.LLaque@flhealth.gov](mailto:Jimmy.LLaque@flhealth.gov)                    (850) 245-4477

AIDS Drug Assistance Program/Patient Care Resources                    (850) 245-4335

AIDS Education & Prevention

(850) 245-4336

HIV/AIDS Epidemiology/HIV Prevalence

(850) 245-4448

### **Florida ADAP Operations Manager**

Steven Badura                    [Steven.Badura@flhealth.gov](mailto:Steven.Badura@flhealth.gov)                    (850) 901-6688

### **Florida ADAP Insurance Benefits Manager**

Paul Mekeel                    [Paul.Mekeel@flhealth.gov](mailto:Paul.Mekeel@flhealth.gov)                    (850) 901-6700

### **Florida ADAP Field Operations Team Lead**

Tammy Cuyler                    [Tammy.Cuyler@flhealth.gov](mailto:Tammy.Cuyler@flhealth.gov)                    (850) 901-6691

### **Florida ADAP Research & Data Analyst**

Peter Lewis                    [Peter.Lewis@flhealth.gov](mailto:Peter.Lewis@flhealth.gov)                    (850) 901-6687

### **Florida ADAP Business & Data Integrity Coordinator**

LaCandria Churchill                    [Lacandria.Churchill@flhealth.gov](mailto:Lacandria.Churchill@flhealth.gov)                    (850) 245-4096