



# Head and Neck Cancer in Florida, 2006

## Bureau of Epidemiology



Cancers of the lip; tongue; salivary glands; tonsils; floor of the mouth; gums and other areas of the mouth; larynx; hypopharynx; oropharynx; nasopharynx; nose, nasal cavity, and middle ear; and other oral cavity and pharynx are grouped under head and neck cancer. Among the 12 sites, the larynx is the most commonly reported cancer site. Tobacco and alcohol use are the most important risk factors for head and neck cancer.

This report presents incidence data on head and neck cancer obtained from the Florida Cancer Data System (FCDS), and mortality data from Florida Department of Health, Office of Vital Statistics. The Florida data are compared with that from the Surveillance, Epidemiology, and End Results (SEER) Program of the National Cancer Institute (NCI). The U.S. mortality data reported by SEER are provided by the National Center for Health Statistics (NCHS).

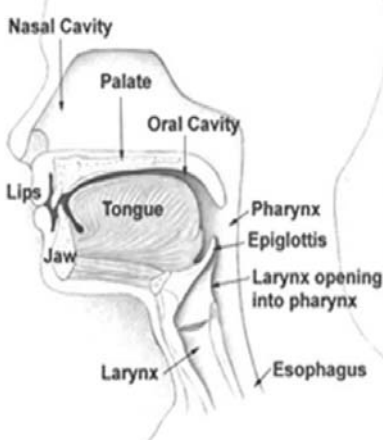
### Incidence

- In 2006, 3,881 new head and neck cancer cases were diagnosed in Florida.
- Among the 12 sites listed in Figure 1, the site with the highest number of new cancer cases was larynx (977 cases).
- The head and neck cancer age-adjusted incidence rate was 17.1 per 100,000 population.

### Mortality

- In 2006, 980 Floridians died of head and neck cancer.
- Among the 12 sites, the number of deaths related to cancer of the larynx (355) was higher than any other site.

Figure 1. Number of New Cancer Cases from Head and Neck Cancer, by Site, Florida, 2006



Cancer Cases by Site	
Larynx	977
Tongue	812
Tonsil	450
Gum and Other Mouth	352
Salivary Glands	261
Hypopharynx	196
Floor of the Mouth	158
Nose, Nasal Cavity and Middle Ear	155
Oropharynx	147
Nasopharynx	134
Other Buccal Cavity and Pharynx	125
Lip	114

- Incidence rates increased with age and were higher among whites compared to their counterparts.
- Males had higher incidence rates than females in both race groups.

Table 1. Age-Adjusted and Age-Specific\* (per 100,000) Incidence and Mortality Rates, Florida, 2006

	Incidence	Mortality
<b>Total</b>	<b>17.1</b>	<b>4.1</b>
0-14 *	0.2	^
15-39 *	1.9	0.1
40-64 *	31.5	6.4
65+ *	58.7	18.5
Female	8.9	2.1
Male	26.5	6.6
Black	13.7	4.4
White	17.5	4.1
Black Female	7.0	2.3
White Female	9.1	2.1
Black Male	22.4	7.1
White Male	27.1	6.5

^ Data Suppressed

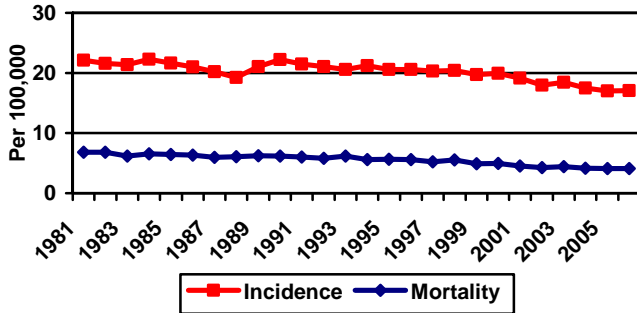
- The age-adjusted mortality rate was 4.1 per 100,000 population.
- Mortality rates increased with increasing age.

- Males had higher mortality rates than females in both race groups.

- The percentage having an early-stage diagnosis was 15% lower in 2006 (36.8%) compared to 1981 (44.5%).

## Time Trends of Incidence and Mortality

**Figure 2. Age-Adjusted Incidence and Mortality Rates of Head and Neck Cancer, Florida, 1981-2006**



- The 2006 incidence rate (17.1 per 100,000) decreased by 23% compared to the rate in 1981 (22.1 per 100,000).
- The 2006 mortality rate (4.1 per 100,000) decreased 40% compared to the rate in 1981 (6.8 per 100,000).

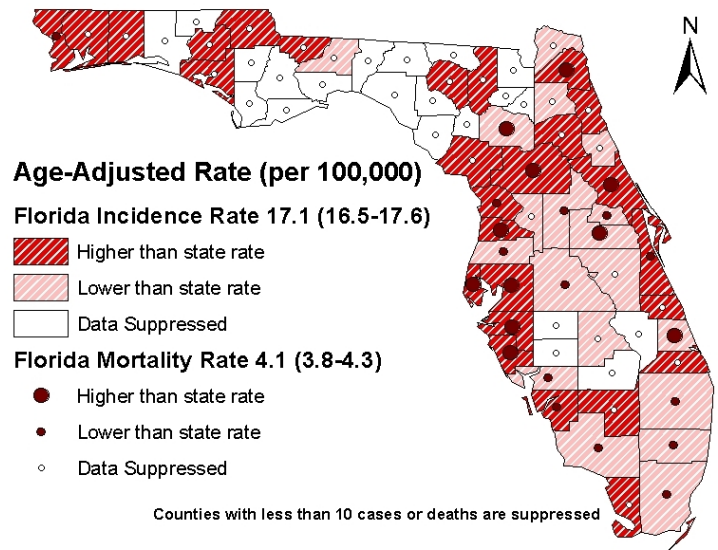
## Stage at Diagnosis

- Early-stage cancer is defined in this report as cancer that is localized to one part or organ of the body. Advanced-stage cancer is defined as cancer that has spread to other organs or throughout the body beyond the organ of cancer origin.
- Those diagnosed with head and neck cancer at an early stage have a better survival rate than those diagnosed at an advanced stage.
- Of all cancer cases, 50% were diagnosed at an advanced stage, 36.8% were diagnosed at an early stage, and 13.2% were of unknown stage.
- The percentage having an advanced-stage diagnosis was higher among males and blacks compared to their counterparts.

**Table 2. Percentage of Head and Neck Cancer by Stage at Diagnosis, Florida, 2006**

	Early	Advanced	Unknown
<b>All</b>	<b>36.8</b>	<b>50.0</b>	<b>13.2</b>
Male	34.9	51.8	13.2
Female	41.8	45.2	13.0
White	37.3	49.6	13.1
Black	32.5	54.5	13.0
White Male	35.2	51.7	13.1
Black Male	32.2	48.3	19.6
White Female	43.0	44.0	13.0
Black Female	33.7	57.6	8.7

**Figure 3. Age-Adjusted Incidence and Mortality Rates of Head and Neck Cancer by County, Florida, 2006**



For additional information on this report, please contact Florida Department of Health, Bureau of Epidemiology at 850.245.4401 or visit our website at: <http://www.floridachronicdisease.org/>.

For additional information on cancers in Florida, please visit our Florida Cancer Data System website at: <http://www.fcds.med.miami.edu/>.