



Volunteer Health Care Provider Program Annual Report

Fiscal Year 2017–2018

December 2018

Rick Scott
Governor

Celeste Philip, MD, MPH
Surgeon General and Secretary

Table of Contents

	Page
Introduction	1
Community and Faith-Based Clinics and Organizations.....	2
Licensed Health Care Professionals and Non-Licensed Volunteers	3
Value of Goods and Services	4

Appendix

Table of Volunteer Health Care Provider Program Clinics and Contributions	A-1
Financial Liability Report.....	B-1



Introduction

The Volunteer Health Care Provider Program (VHCPP) Annual Report is provided in accordance with section 766.1115(8), Florida Statutes, to summarize contributions made by VHCPP. During fiscal year (FY) 2017–2018, a total of 239 community and faith-based clinics and organizations reported that 14,438 licensed health care professionals and 15,484 non-licensed individuals volunteered in the program. These facilities provided 434,476 health care services to eligible individuals. The value of health-related goods and services provided to Florida’s citizens through the program totaled more than \$331 million. Since VHCPP’s inception in 1992, the Department of Health (Department) has documented more than \$3.8 billion in donated goods and services. Appendix A summarizes reported volunteer and patient visit counts and the value of contributions by clinic for each county.

As required by section 766.1115 (7), Florida Statutes, this report also includes a list of claims filed under VHCPP compiled by the Florida Department of Financial Services, Division of Risk Management (see Appendix B). No claims have been reported since March 2012.

Background

Created by the Access to Health Care Act in 1992, VHCPP improves access to health care for uninsured and underserved low-income residents by providing sovereign immunity to licensed health care professionals in exchange for providing free medical and dental services to these underserved populations. To establish this arrangement, licensed health care professionals sign contracts with the Department of Health.¹ These professionals primarily provide volunteer services in community and faith-based medical clinics and organizations that serve uninsured and underserved individuals. The program trains non-licensed individuals who volunteer to conduct eligibility determination and refer individuals to providers for primary or specialty care.

To be eligible for medical and dental services through VHCPP, an individual must:

- Not have health insurance that covers the treatment being sought and have a gross family income less than 200% of the federal poverty level; or
- Be Medicaid-eligible under Florida law and meet VHCPP’s income eligibility criteria. Medicaid clients are eligible to receive services through a free clinic when there is no Medicaid provider available in the area.

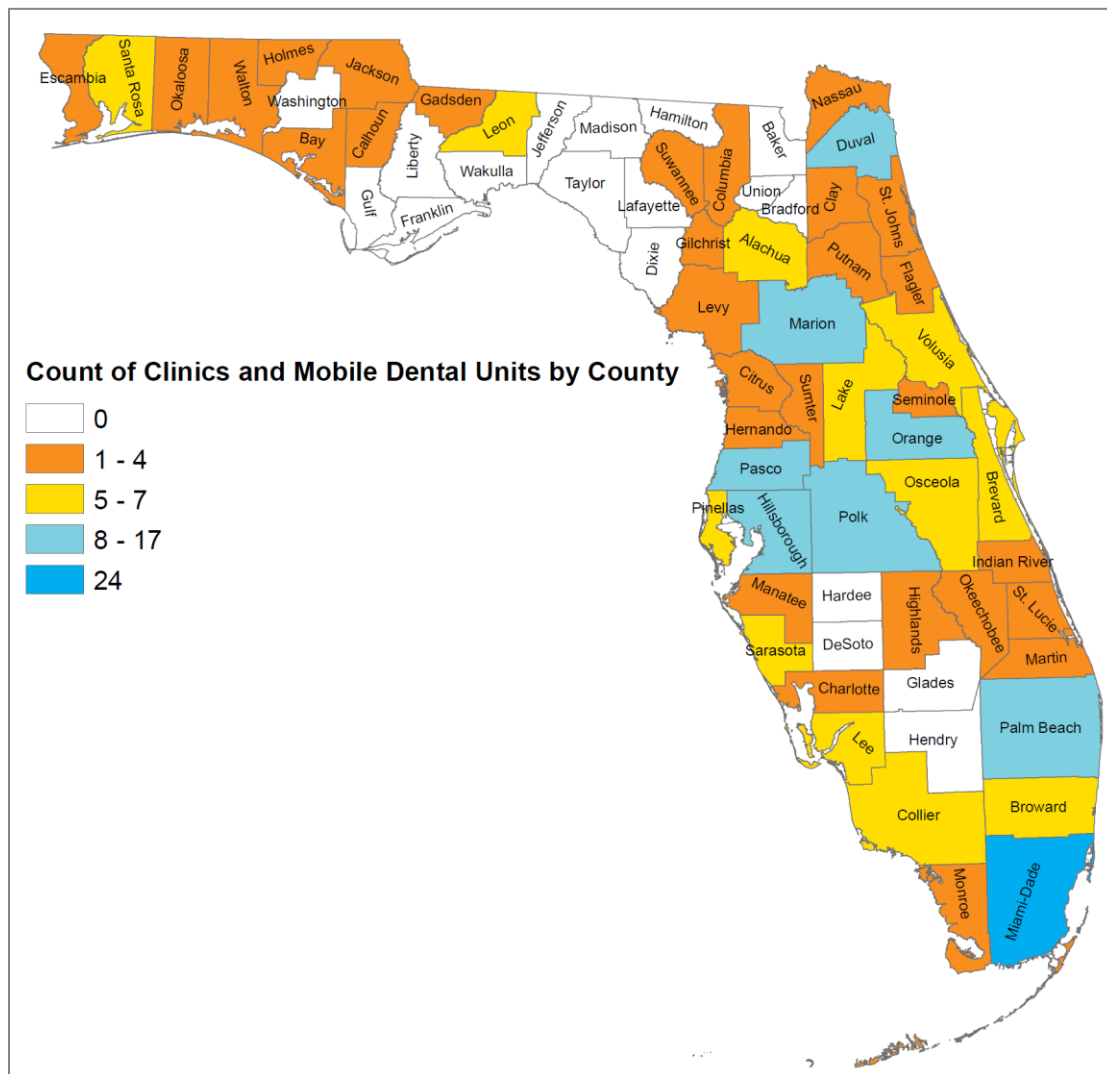
The program is administered by a supervisor at Central Office in Tallahassee and nine regional coordinators. The regional coordinators prepare and manage the contracts with health care professionals, ensure compliance with sovereign immunity requirements, conduct quality assurance at the clinics and organizations where clients receive services, and train non-licensed professionals on eligibility determination and referral procedures. On behalf of the Department, county health department health officers sign the contracts with licensed health care professionals participating in the program. In FY 2017–2018, expenditures to administer the program totaled \$461,665.

¹ In addition to contracting with individuals, in limited instances the Department contracts directly with medical clinics and organization that participate in the program.

Community and Faith-Based Clinics and Organizations

Licensed health care professionals who participate in the program provide services at clinics and medical organizations that serve underinsured and underserved individuals. During FY 2017–2018, health care professionals provided services in 239 community and faith-based clinics and organizations in 49 counties. As shown in Exhibit 1, of these 49 counties, 29 counties had between one and four clinics and organizations that participated in the program, 12 had between five and seven, and eight had nine or more. Eighteen counties do not have any clinics participating in VHCPP.² Dental care is an important service provided through this program; of the 239 clinics and organizations participating in the program, 38 were dental mobile units that provided dental services in 28 of the 49 counties.³

Exhibit 1: Community and Faith-Based Clinics and Organizations by County



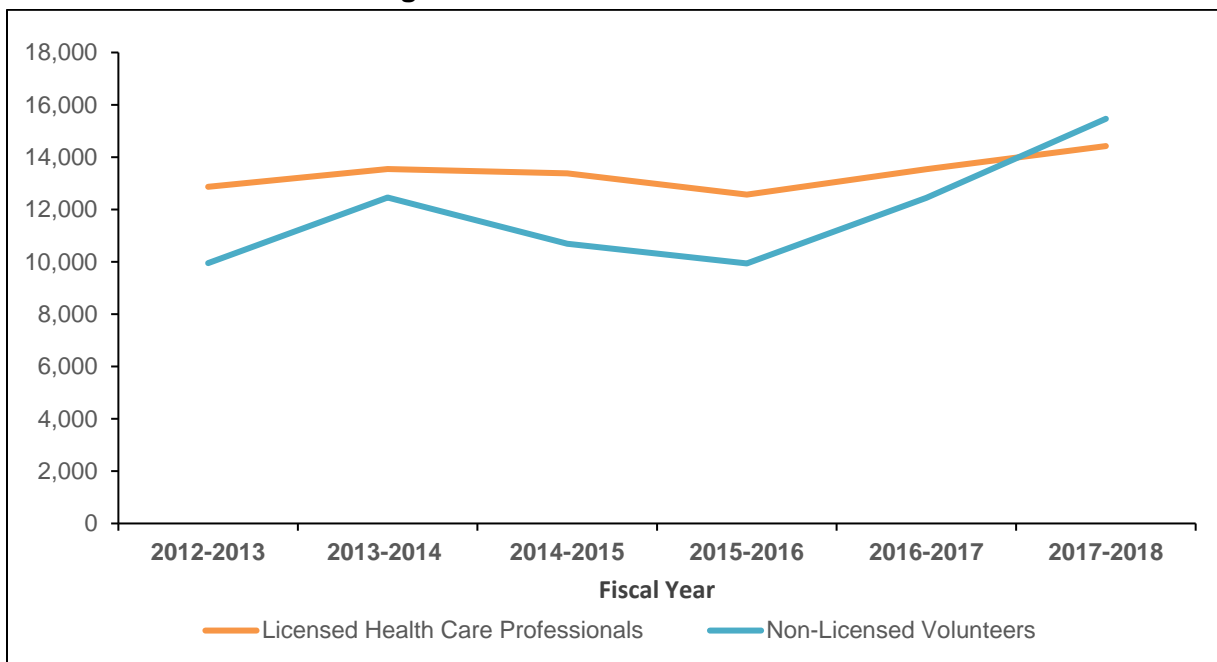
² Of the counties that have more than nine facilities participating in the program, Miami-Dade County had 24; the remaining counties in this category had between 9 and 17 facilities participating.

³ The maximum number of dental mobile units in any county was four.

Licensed Health Care Professionals and Non-Licensed Volunteers

The Department contracts with licensed health care professionals to volunteer with VHCPP. During FY 2017–2018, there were 14,438 licensed health care professionals who provided 434,476 health care services to eligible individuals through VHCPP. As shown in Exhibit 2, the number of licensed health care professionals providing volunteer services has increased slightly (6.6%) from 13,543 since FY 2013–2014. In addition, 15,484 non-licensed individuals volunteered to screen clients for eligibility determination and refer patients for primary and specialty care during FY 2017–2018. While the number of non-licensed volunteers has fluctuated over the past five fiscal years, it increased 24.3% (from 12,459) since FY 2013–2014.

Exhibit 2: Licensed Health Care Professionals and Non-Licensed Volunteers from Fiscal Year 2012–2013 through Fiscal Year 2017–2018

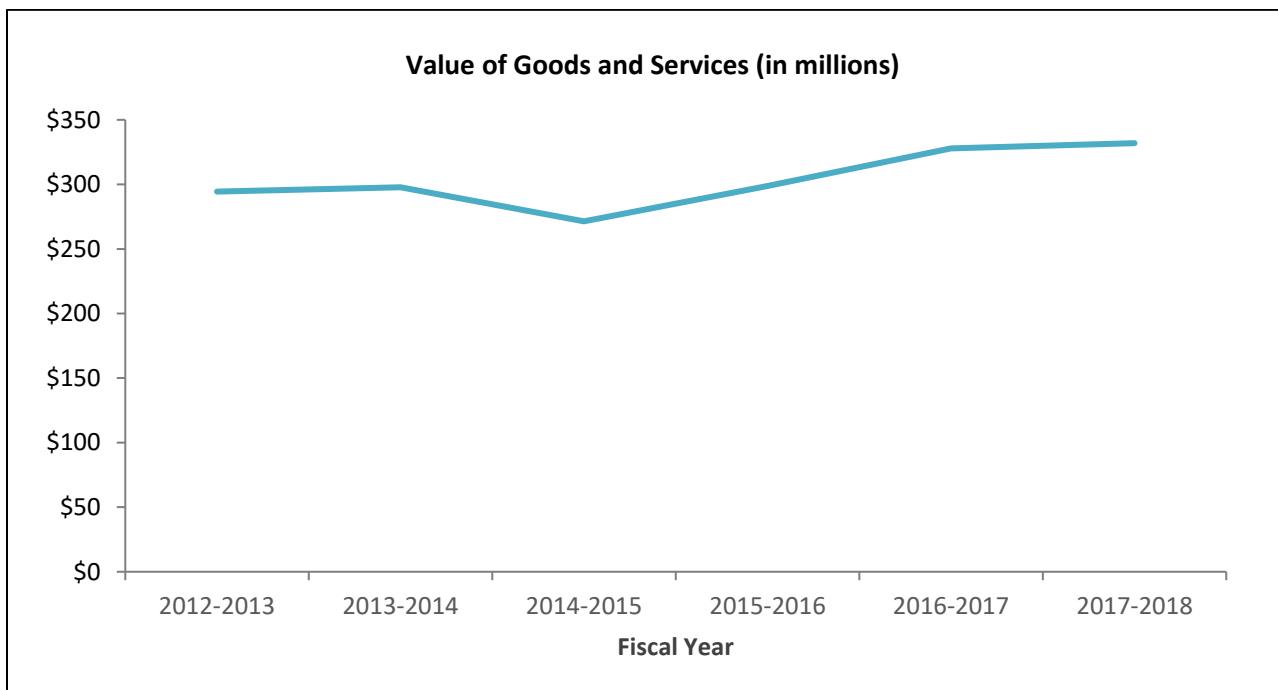


Source: Annual reporting requirements for clinics and organizations that participated in the program.

Value of Goods and Services

The value of health care services is self-reported by the clinics and organizations that participate in VHCPP. During FY 2017–2018, all clinics and organizations that participated in the program reported fiscal information. They reported a total of 770,628 donated hours at a value of approximately \$143 million. In addition, 159 clinics and organizations reported receiving donations of money, supplies and equipment, valued at approximately \$188 million. The combined value of services and donations totaled \$331.9 million. Exhibit 3 shows an increase of 11.5% compared to FY 2013–2014, when the value totaled \$297.7 million. Since VHCPP’s inception in 1992, the Department has documented more than \$3.8 billion in donated goods and services.

Exhibit 3: Total Value of Goods and Services for Fiscal Year 2012–2013 through Fiscal Year 2017–2018



Source: Annual reporting requirements for clinics and organizations that participated in the program.



Appendix A

Volunteer Health Care Provider Program Clinics and Contributions July 1, 2017–June 30, 2018

The following tables summarize reported volunteer and patient visit counts and the value of contributions by county and by clinic.

Statewide

Program/Setting	Total Number of Volunteers	Patient Visits	Number of Licensed Volunteers	Value of Contributions
Total	29,922	434,476	14,438	\$331,938,353

Alachua County

Program/Setting	Total Number of Volunteers	Patient Visits	Number of Licensed Volunteers	Value of Contributions
Helping Hands Clinic	149	2,271	80	\$1,191,052
North Central Florida Baptist Association (MDU)	32	50	7	\$17,005
RAHMA Mercy Clinic	63	141	21	\$69,802
Spanish Clinic	8	45	3	\$12,193
We Care Network	1,127	1,751	1,127	\$2,560,928
Westside Samaritans Clinic	76	134	21	\$45,592
Total	1,455	4,392	1,259	\$3,896,572

Bay County

Program/Setting	Total Number of Volunteers	Patient Visits	Number of Licensed Volunteers	Value of Contributions
Avicenna Free Clinic	40	1,690	20	\$531,589
Bay Cares	140	1,142	136	\$20,023,392
Saint Andrew Community Medical Center	147	16,883	72	\$10,856,170
Total	327	19,715	228	\$31,411,151

Value of Contributions includes donations and the value of volunteers' services.

MDU = Mobile Dental Unit, Florida Baptist Convention

GKAS = Give Kids A Smile



**Volunteer Health Care Provider Program Clinics and Contributions
July 1, 2017–June 30, 2018 (continued)**

Brevard County

Program/Setting	Total Number of Volunteers	Patient Visits	Number of Licensed Volunteers	Value of Contributions
Brevard Health Alliance	272	808	270	\$9,521,220
Delacruz Free Clinic	5	51	2	\$38,384
Mimms (MDU) – No event this year	0	0	0	\$0
Space Coast Volunteers in Medicine, Dental	59	231	33	\$126,761
Space Coast Volunteers in Medicine, Medical	89	3,873	65	\$2,966,798
Volunteer Adult Dental Clinic, BCHD	9	273	7	\$95,043
Total	434	5,236	377	\$12,748,206

Broward County

Program/Setting	Total Number of Volunteers	Patient Visits	Number of Licensed Volunteers	Value of Contributions
Broward Outreach Centers – Hollywood	2	2,814	2	\$27,265
Broward Outreach Centers – Pompano	4	1,009	4	\$42,750
Broward Partnership for the Homeless, Inc.	19	51	9	\$54,876
Light One's Path Foundation	0	0	0	\$0
Light of the World	203	3,221	59	\$1,321,947
Living Water Care Center, A Ministry of Immanuel Baptist Church	6	518	1	\$153,151
Total	234	7,613	75	\$1,599,989

Value of Contributions includes donations and the value of volunteers' services.

MDU = Mobile Dental Unit, Florida Baptist Convention

GKAS = Give Kids A Smile



**Volunteer Health Care Provider Program Clinics and Contributions
July 1, 2017–June 30, 2018 (continued)**

Calhoun County

Program/Setting	Total Number of Volunteers	Patient Visits	Number of Licensed Volunteers	Value of Contributions
Apalachee Baptist Association (MDU)	36	42	9	\$20,899
Total	36	42	9	\$20,899

Charlotte County

Program/Setting	Total Number of Volunteers	Patient Visits	Number of Licensed Volunteers	Value of Contributions
Englewood Community Care Clinic, Inc.	74	1,123	50	\$439,200
Saint Vincent De Paul Community Health Care, Inc. dba Virginia B. Andes Volunteer Community Clinic	172	15,761	63	\$8,460,613
Total	246	16,884	113	\$8,899,813

Citrus County

Program/Setting	Total Number of Volunteers	Patient Visits	Number of Licensed Volunteers	Value of Contributions
Citrus County Family Resource Center Connections Clinic	10	255	5	\$31,522
Nature Coast Baptist Association (MDU) – No event this year	0	0	0	\$0
Nature Coast Ministries Dental Clinic	9	429	6	\$73,799
We Care of Citrus County	12	33	12	\$8,250
Total	31	717	23	\$113,571

Value of Contributions includes donations and the value of volunteers' services.

MDU = Mobile Dental Unit, Florida Baptist Convention

GKAS = Give Kids A Smile



**Volunteer Health Care Provider Program Clinics and Contributions
July 1, 2017–June 30, 2018 (continued)**

Clay County

Program/Setting	Total Number of Volunteers	Patient Visits	Number of Licensed Volunteers	Value of Contributions
Clay County Dental Care	19	435	8	\$58,867
The Way Free Medical Clinic	73	3,027	39	\$2,280,028
Total	92	3,462	47	\$2,338,895

Collier County

Program/Setting	Total Number of Volunteers	Patient Visits	Number of Licensed Volunteers	Value of Contributions
Dental Outreach of Collier Inc.	0	0	0	\$0
Give Kids a Smile of Collier County	24	30	15	\$16,345
Neighborhood Health Clinic Inc.	782	10,741	330	\$14,022,329
Panira Healthcare Clinic Inc.	13	206	11	\$30,811
Physician Lead Access Network of Collier County	154	2,925	154	\$6,086,431
Total	973	13,902	510	\$20,155,916

Columbia County

Program/Setting	Total Number of Volunteers	Patient Visits	Number of Licensed Volunteers	Value of Contributions
North Florida Baptist Network (MDU)	0	0	0	\$0
Total	0	0	0	\$0

Value of Contributions includes donations and the value of volunteers' services.

MDU = Mobile Dental Unit, Florida Baptist Convention

GKAS = Give Kids A Smile



**Volunteer Health Care Provider Program Clinics and Contributions
July 1, 2017–June 30, 2018 (continued)**

Duval County

Program/Setting	Total Number of Volunteers	Patient Visits	Number of Licensed Volunteers	Value of Contributions
Arlington Eye Clinic, Inc.	16	28	5	\$60,779
City Rescue Mission Dental Clinic	33	418	31	\$135,324
City Rescue Mission Medical Clinic	8	1,160	6	\$89,024
Community Health Outreach / Healing Hands Medical & Dental Ministry	91	1,556	20	\$473,373
I.M. Sulzbacher Clinic	10	378	10	\$85,750
Jacksonville Myanmar Association	37	274	13	\$8,855
Jones Road Baptist Church (MDU)	14	29	3	\$12,735
Lake Shore Baptist Church (MDU)	142	153	14	\$115,210
Legacy of Care Health Center, Inc.	92	95	42	\$56,998
Mission House Clinic	54	1,439	46	\$142,336
Muslim American Social Services	138	3,205	50	\$1,435,807
Park City/Oak Hill Baptist Church (MDU)	26	142	15	\$21,874
Philippine Nurses Association of Northeast Florida	33	19	28	\$41,120
Saint Vincent's Mobile Health Outreach Ministry (MDU)	13	487	13	\$78,100
Trinity Rescue Mission	5	183	5	\$14,994
Vision Is Priceless Council, Inc.	60	1,459	60	\$198,195
We Care Jacksonville, Inc.	496	4,007	490	\$13,769,444
Total	1,268	15,032	851	\$16,739,918

Escambia County

Program/Setting	Total Number of Volunteers	Patient Visits	Number of Licensed Volunteers	Value of Contributions
Escambia, We Care	104	2,514	104	\$1,899,751
Health and Hope Clinic	241	7,176	89	\$1,829,021
Pensacola Bay Baptist Association (MDU) – No event this year	0	0	0	\$0
Saint Joseph Medical Screening Clinic	103	4,108	77	\$1,225,868
Total	448	13,798	270	\$4,954,640

Value of Contributions includes donations and the value of volunteers' services.

MDU = Mobile Dental Unit, Florida Baptist Convention

GKAS = Give Kids A Smile



**Volunteer Health Care Provider Program Clinics and Contributions
July 1, 2017–June 30, 2018 (continued)**

Flagler County

Program/Setting	Total Number of Volunteers	Patient Visits	Number of Licensed Volunteers	Value of Contributions
Flagler County Free Clinic, Inc.	77	1,907	33	\$1,718,902
Total	77	1,907	33	\$1,718,902

Gadsden County

Program/Setting	Total Number of Volunteers	Patient Visits	Number of Licensed Volunteers	Value of Contributions
Gadsden Baptist Association (MDU) – No event this year	0	0	0	\$0
Total	0	0	0	\$0

Gilchrist County

Program/Setting	Total Number of Volunteers	Patient Visits	Number of Licensed Volunteers	Value of Contributions
Harmony Baptist Association, Bethel Baptist Church (MDU) – No event this year	0	0	0	\$0
Total	0	0	0	\$0

Hernando County

Program/Setting	Total Number of Volunteers	Patient Visits	Number of Licensed Volunteers	Value of Contributions
Crescent Community Clinic	113	6,563	35	\$3,804,596
Project Access of Hernando County Inc. (Closed)	0	0	0	\$0
Total	113	6,563	35	\$3,804,596

Value of Contributions includes donations and the value of volunteers' services.

MDU = Mobile Dental Unit, Florida Baptist Convention

GKAS = Give Kids A Smile



**Volunteer Health Care Provider Program Clinics and Contributions
July 1, 2017–June 30, 2018 (continued)**

Highlands County

Program/Setting	Total Number of Volunteers	Patient Visits	Number of Licensed Volunteers	Value of Contributions
Samaritan's Touch Care Center Inc. Sebring Clinic	120	4,678	113	\$2,482,795
Total	120	4,678	113	\$2,482,795

Hillsborough County

Program/Setting	Total Number of Volunteers	Patient Visits	Number of Licensed Volunteers	Value of Contributions
Brandon Outreach Clinic	305	1,773	230	\$2,184,003
Bridge Healthcare Clinic	517	1,091	70	\$779,271
Calvary Community Clinic	18	900	12	\$296,720
Catholic Charities Free Clinics	32	1,783	30	\$101,078
Center for Family Health	6	475	6	\$77,029
Gulf Coast Dental Outreach Clinic	18	436	15	\$307,934
HCDA / GKAS (Closed)	0	0	0	\$0
Judeo Christian Health Clinic	499	30,108	431	\$15,047,918
Mission Tampa Inc. / Mission Smiles	419	674	79	\$266,233
Red Crescent Clinic	28	4,011	26	\$1,048,114
Saint Luke's Coptic Medical Center Inc., Saint George Coptic Orthodox Church, Tampa	35	940	23	\$292,087
Tampa Bay Street Medicine Clinic	363	279	40	\$62,535
Underground Free Clinic	28	204	18	\$1,000,002
Total	2,268	42,674	980	\$21,462,924

Value of Contributions includes donations and the value of volunteers' services.

MDU = Mobile Dental Unit, Florida Baptist Convention

GKAS = Give Kids A Smile



**Volunteer Health Care Provider Program Clinics and Contributions
July 1, 2017–June 30, 2018 (continued)**

Holmes County

Program/Setting	Total Number of Volunteers	Patient Visits	Number of Licensed Volunteers	Value of Contributions
Holmes County Community Health Center	19	193	13	\$71,326
Total	19	193	13	\$71,326

Indian River County

Program/Setting	Total Number of Volunteers	Patient Visits	Number of Licensed Volunteers	Value of Contributions
Cornerstone Baptist Church (MDU)	11	47	6	\$6,960
Indian River County We Care	140	314	140	\$1,152,793
Total	151	361	146	\$1,159,753

Jackson County

Program/Setting	Total Number of Volunteers	Patient Visits	Number of Licensed Volunteers	Value of Contributions
Alford Community Health Clinic	0	0	0	\$0
Chipola Family Ministries Dental Event/FBC – No event this year	0	0	0	\$0
Faith Health Clinic	13	588	8	\$109,255
Total	13	588	8	\$109,255

Value of Contributions includes donations and the value of volunteers' services.

MDU = Mobile Dental Unit, Florida Baptist Convention

GKAS = Give Kids A Smile



**Volunteer Health Care Provider Program Clinics and Contributions
July 1, 2017–June 30, 2018 (continued)**

Lake County

Program/Setting	Total Number of Volunteers	Patient Visits	Number of Licensed Volunteers	Value of Contributions
Catholic Charities of Central Florida, Saint Luke's Free Medical and Dental Clinic	62	1,040	43	\$199,827
Community Medical Care Center of Leesburg Inc.	63	5,496	42	\$2,563,107
Florida Hospital Waterman Inc., Community Primary Health Clinic	23	2,020	15	\$5,838,394
Lake County Baptist Association (MDU)	40	55	14	\$35,194
South Lake Hospital Inc., South Lake Health Clinic	10	1,097	8	\$402,253
We Care of Lake County Inc.	99	538	67	\$3,783,160
Total	297	10,246	189	\$12,821,935

Lee County

Program/Setting	Total Number of Volunteers	Patient Visits	Number of Licensed Volunteers	Value of Contributions
Christian Medical Ministries	67	886	13	\$100,806
Epilepsy Services of SW Florida, Fort Myers	3	380	3	\$95,000
Florida Lions Club Eye Clinic	2,358	1,894	23	\$823,440
Fort Myers (MDU)	11	75	4	\$19,254
Project Dentists Care	57	805	55	\$102,000
Senior Friendship Center Inc.	6	377	6	\$54,632
We Care of Lee County	497	1,897	493	\$12,210,297
Total	2,999	6,314	597	\$13,405,429

Value of Contributions includes donations and the value of volunteers' services.

MDU = Mobile Dental Unit, Florida Baptist Convention

GKAS = Give Kids A Smile



**Volunteer Health Care Provider Program Clinics and Contributions
July 1, 2017–June 30, 2018 (continued)**

Leon County

Program/Setting	Total Number of Volunteers	Patient Visits	Number of Licensed Volunteers	Value of Contributions
Capital Medical Society Foundation Inc., We Care Network	343	4,084	340	\$8,472,023
CECSC Kearney Center at Tallahassee Leon Shelter, Dental Clinic	14	429	8	\$194,753
CECSC Kearney Center at Tallahassee Leon Shelter, Medical Clinic	2	24	1	\$5,760
Leon County Veterans (MDU)	448	310	60	\$171,721
Neighborhood Health Service	2	187	2	\$25,000
Total	809	5,034	411	\$8,869,257

Levy County

Program/Setting	Total Number of Volunteers	Patient Visits	Number of Licensed Volunteers	Value of Contributions
Harmony Baptist Association, First Baptist Church, Cedar Key (MDU) – No event this year	0	0	0	\$0
Harmony Baptist Association, First Baptist Church, Chiefland (MDU)	48	73	28	\$52,306
Total	48	73	28	\$52,306

Manatee County

Program/Setting	Total Number of Volunteers	Patient Visits	Number of Licensed Volunteers	Value of Contributions
Community Coalition on Homelessness Corporation	184	9,634	83	\$4,071,476
Epilepsy Services of SW, FL Inc.	3	79	3	\$5,000
We Care Manatee Inc.	94	1,422	88	\$1,525,195
Total	281	11,135	174	\$5,601,671

Value of Contributions includes donations and the value of volunteers' services.

MDU = Mobile Dental Unit, Florida Baptist Convention

GKAS = Give Kids A Smile



**Volunteer Health Care Provider Program Clinics and Contributions
July 1, 2017–June 30, 2018 (continued)**

Marion County

Program/Setting	Total Number of Volunteers	Patient Visits	Number of Licensed Volunteers	Value of Contributions
Chronic Kidney Disease & Pulmonary Specialty Clinic	13	203	12	\$92,356
Deliverance Outreach Ministries Inc.	23	745	11	\$51,363
First Baptist Church of Belleview (MDU) – No event this year	0	0	0	\$0
FreeD.O.M Clinic Inc., USA	1,838	4,647	849	\$1,840,450
Hope Clinic Inc.	20	477	10	\$93,937
Our Lady of Guadalupana	13	227	10	\$20,257
Project Dentists Care of Marion County	10	4	2	\$6,926
Three Angels Clinic	12	314	6	\$99,451
We Care of Marion County Inc.	19	654	19	\$3,079,111
Total	1,948	7,271	919	\$5,283,851

Martin County

Program/Setting	Total Number of Volunteers	Patient Visits	Number of Licensed Volunteers	Value of Contributions
Christian Community Care Center Inc.	21	623	7	\$81,144
Light of the World Charities, Dental Clinic	6	1,754	5	\$791,294
Light of the World Charities, Stateside Surgery (Closed)	0	0	0	\$0
Volunteers in Medicine, Martin County	228	12,263	188	\$8,973,317
Total	255	14,640	200	\$9,845,755

Value of Contributions includes donations and the value of volunteers' services.

MDU = Mobile Dental Unit, Florida Baptist Convention

GKAS = Give Kids A Smile



**Volunteer Health Care Provider Program Clinics and Contributions
July 1, 2017–June 30, 2018 (continued)**

Miami-Dade County

Program/Setting	Total Number of Volunteers	Patient Visits	Number of Licensed Volunteers	Value of Contributions
Baptist Health So. FL	0	10,304	0	\$7,230,000
Brownsville Medical Center	60	383	28	\$723,497
Caring for Miami	592	2,589	465	\$264,442
Center for Haitian Studies GYN Clinic	31	1,940	20	\$308,075
Dade County Dental Research Clinic/Community Smiles	292	12,266	274	\$8,650,460
Doral Pro-Health	261	811	59	\$85,379
Good News Care Center	314	10,766	306	\$5,493,709
Good Samaritan Health Clinic	23	1,171	10	\$418,115
Iglesia Doral	0	0	0	\$0
League Against Cancer	704	4,122	144	\$8,485,087
Lotus House Wellness Center	160	94	81	\$29,777
Miami Baptist Association (MDU)	29	116	25	\$64,211
Miami Rescue Mission Clinic	187	4,255	35	\$836,216
Ministerio Evangelistico Juana Agulla	12	126	12	\$41,400
New Life Baptist Church of Carol City	12	10	2	\$5,320
North Miami Beach Medical Mobil Center	88	2,278	44	\$1,790,110
Open Door Health Center	454	10,431	416	\$2,610,222
Robert Morgan Dental Clinic	95	577	94	\$48,194
South Miami Children's Clinic	16	77	16	\$19,250
Saint John Bosco Clinic	206	4,404	114	\$2,230,210
Universal Heritage Institute Clinic	404	6,010	356	\$891,390
University of Miami/Saint John Bosco Tuesday Night Clinic	1,142	552	188	\$268,558
University of Miami-Physical Therapy Clinic	186	341	88	\$71,788
Urban Mercy Clinic	28	721	16	\$494,034
Total	5,296	74,344	2,793	\$41,059,444

Value of Contributions includes donations and the value of volunteers' services.

MDU = Mobile Dental Unit, Florida Baptist Convention

GKAS = Give Kids A Smile



**Volunteer Health Care Provider Program Clinics and Contributions
July 1, 2017–June 30, 2018 (continued)**

Monroe County

Program/Setting	Total Number of Volunteers	Patient Visits	Number of Licensed Volunteers	Value of Contributions
Florida Keys (MDU)	12	88	7	\$45,942
Good Health Clinic	156	2,480	146	\$5,360,220
Total	168	2,568	153	\$5,406,162

Nassau County

Program/Setting	Total Number of Volunteers	Patient Visits	Number of Licensed Volunteers	Value of Contributions
Barnabas Center Inc., Medical and Dental	41	1,359	23	\$2,913,019
Nassau Cares	0	0	0	\$0
Northeast Florida Baptist Association (MDU)	134	72	11	\$17,629
Total	175	1,431	34	\$2,930,648

Okaloosa County

Program/Setting	Total Number of Volunteers	Patient Visits	Number of Licensed Volunteers	Value of Contributions
Crossroads Center Inc.	68	1,098	29	\$2,594,712
Hope Medical Clinic	117	2,249	105	\$1,262,805
Okaloosa Baptist Association, Baker (MDU)	0	0	0	\$0
Total	185	3,347	134	\$3,857,517

Okeechobee County

Program/Setting	Total Number of Volunteers	Patient Visits	Number of Licensed Volunteers	Value of Contributions
Open Hands Clinic	24	626	14	\$216,712
Total	24	626	14	\$216,712

Value of Contributions includes donations and the value of volunteers' services.

MDU = Mobile Dental Unit, Florida Baptist Convention

GKAS = Give Kids A Smile



**Volunteer Health Care Provider Program Clinics and Contributions
July 1, 2017–June 30, 2018 (continued)**

Orange County

Program/Setting	Total Number of Volunteers	Patient Visits	Number of Licensed Volunteers	Value of Contributions
Adventist University of Health Sciences dba Hope Clinic	33	104	17	\$38,300
Community Care Clinic Florida Hospital	13	426	13	\$207,742
Community Medicine Clinic at Florida Hospital	50	5,087	48	\$1,041,660
Dental Care Access Foundation	30	242	25	\$165,526
Epilepsy Foundation of Central Florida	1	42	1	\$5,250
Florida Baptist Convention (MDU) – No event this year	0	0	0	\$0
Florida Hospital Community Impact Dental Program Via Mobile Dental Unit	0	0	0	\$0
Florida Hospital Apopka Community Lung Clinic	12	1,916	12	\$3,599,360
Grace Medical Home	905	8,410	264	\$8,493,286
Islamic Society of Central Florida	4	135	1	\$19,747
Saint Luke's Coptic Medical Center	25	327	18	\$46,681
Shepherd's Hope, Inc.	2,235	8,298	449	\$8,881,054
Special Care of Central Florida	130	1,610	130	\$1,981,591
Total	3,438	26,597	978	\$24,480,197

Value of Contributions includes donations and the value of volunteers' services.

MDU = Mobile Dental Unit, Florida Baptist Convention

GKAS = Give Kids A Smile



**Volunteer Health Care Provider Program Clinics and Contributions
July 1, 2017–June 30, 2018 (continued)**

Osceola County

Program/Setting	Total Number of Volunteers	Patient Visits	Number of Licensed Volunteers	Value of Contributions
Catholic Charities Saint Thomas Aquinas	64	956	39	\$99,614
Free Clinic of Central Florida	10	32	7	\$6,236
Osceola Christian Ministry Center Dental Clinic	0	0	0	\$0
Osceola Christian Ministry Center Medical Clinic	10	159	4	\$44,217
Osceola Christian Ministry Center Pregnancy Center	5	105	3	\$20,435
Osceola County Council on Aging	2	18	1	\$1,467
Primary Care Medical Services of Poinciana	59	1,479	59	\$580,431
Total	150	2,749	113	\$752,400

Palm Beach County

Program/Setting	Total Number of Volunteers	Patient Visits	Number of Licensed Volunteers	Value of Contributions
Caridad Health Center – Medical & Dental	719	19,280	221	\$6,628,264
Community Health Center – Medical & Vision	195	4,922	30	\$2,287,891
Jamaicans of the Palm Beach	57	241	12	\$16,938
Mission Clinic of Palm Springs	71	765	11	\$185,329
Mission Medical Clinic – Medical & Dental	33	9,529	29	\$1,677,921
MyClinic – Medical & Dental	71	4,656	39	\$726,402
Palm Lakes Baptist Association (MDU)	0	0	0	\$0
Project Access	235	1,160	230	\$1,429,080
Save-A-Molar – Dental Program	105	39	3	\$40,834
Saint Mary Coptic Orthodox Clinic	8	5	6	\$2,012
Saint Mary Dental Clinic- Pahokee	3	510	2	\$80,675
T. Leroy Jefferson Medical Society (Closed)	0	0	0	\$0
We Care Clinic, Inc.	33	251	16	\$78,474
Total	1,530	41,358	599	\$13,153,820

Value of Contributions includes donations and the value of volunteers' services.

MDU = Mobile Dental Unit, Florida Baptist Convention

GKAS = Give Kids A Smile



**Volunteer Health Care Provider Program Clinics and Contributions
July 1, 2017–June 30, 2018 (continued)**

Pasco County

Program/Setting	Total Number of Volunteers	Patient Visits	Number of Licensed Volunteers	Value of Contributions
CARES Senior Health Clinic	35	1,608	16	\$304,807
First Baptist Church of Lacochee (MDU)	13	42	2	\$20,273
Good Samaritan Health Clinic of Pasco County	138	3,113	85	\$675,406
New Hope Missionary Baptist Church (MDU)	36	45	8	\$28,779
One Community Now Inc., Veterans Stand Down	22	54	8	\$17,376
Pasco Baptist Association, Cornerstone Baptist Church, New Port Richey (MDU)	7	18	2	\$5,218
Pioneer Medical Clinic	65	1,231	62	\$129,702
Saint Andre Free Clinic	16	374	10	\$84,368
Sertoma Speech & Hearing Foundation of Florida, Inc.	6	79	1	\$70,030
Saint Luke's Coptic Medical Center Inc., SaintVerena Coptic Orthodox Church, New Port Richey	27	550	20	\$91,999
West Pasco Dental Association GKAS (Closed)	0	0	0	\$0
Total	365	7,114	214	\$1,427,958

Value of Contributions includes donations and the value of volunteers' services.

MDU = Mobile Dental Unit, Florida Baptist Convention

GKAS = Give Kids A Smile



**Volunteer Health Care Provider Program Clinics and Contributions
July 1, 2017–June 30, 2018 (continued)**

Pinellas County

Program/Setting	Total Number of Volunteers	Patient Visits	Number of Licensed Volunteers	Value of Contributions
Clearwater Free Clinic Inc.	205	7,890	131	\$6,209,403
Community Dental Clinic	31	1,029	19	\$528,424
Homeless Emergency Project, Free Dental Clinic	37	547	34	\$180,374
La Clinica Guadalupeana	34	1,296	15	\$763,168
Next STEPP Center (MDU)	0	0	0	\$0
Saint Luke's Coptic Medical Center Inc., Saint Mary and Saint Mina Coptic Orthodox Church, Clearwater	7	480	4	\$33,704
Willa Carson Community Health Resource Center	14	436	10	\$257,949
Total	328	11,678	213	\$7,973,022

Polk County

Program/Setting	Total Number of Volunteers	Patient Visits	Number of Licensed Volunteers	Value of Contributions
Angels Care Center of Eloise Inc.	870	612	271	\$474,731
First Baptist Church Winter Haven Florida dba The Haley Center FBC	262	2,197	154	\$2,208,721
Lake Wales Care Center Inc.	34	1,411	13	\$1,487,755
Lakeland Volunteers in Medicine Inc.	267	8,823	33	\$8,988,014
Lighthouse Ministries Inc.	0	0	0	\$0
Mid-Town Dental Clinic / Free Dental Day	38	132	11	\$82,197
Parkview Outreach Community Center Inc.	127	1,646	115	\$2,319,666
Polk Co. Health Care Dental Clinic at Traviss Center	8	455	4	\$240,336
Project Dentists Care (GKAS)	36	60	11	\$35,304
Project Dentists Care Polk County Dental Clinics (Closed)	0	0	0	\$0
Talbot House Ministries of Lakeland Inc. AKA Good Samaritan Clinic	101	4,424	65	\$1,390,020
We Care of Central Florida Inc.	108	2,011	107	\$2,121,509
Total	1,851	21,771	784	\$19,348,253

Value of Contributions includes donations and the value of volunteers' services.

MDU = Mobile Dental Unit, Florida Baptist Convention

GKAS = Give Kids A Smile



**Volunteer Health Care Provider Program Clinics and Contributions
July 1, 2017–June 30, 2018 (continued)**

Putnam County

Program/Setting	Total Number of Volunteers	Patient Visits	Number of Licensed Volunteers	Value of Contributions
FreeD.O.M. Clinic USA (Closed)	0	0	0	\$0
Putnam County Medical Mission	37	814	19	\$174,191
Saint Johns River Baptist Association (MDU)	24	71	14	\$35,855
Total	61	885	33	\$210,046

Saint Johns County

Program/Setting	Total Number of Volunteers	Patient Visits	Number of Licensed Volunteers	Value of Contributions
Good Samaritan Health Centers Inc./ Wildflower Medical and Dental Clinic	145	3,311	68	\$1,712,953
Saint Francis House Clinic (Closed)	0	0	0	\$0
Total	145	3,311	68	\$1,712,953

Saint Lucie County

Program/Setting	Total Number of Volunteers	Patient Visits	Number of Licensed Volunteers	Value of Contributions
Saint Lucie County Health Access Network Inc. (HANDS)	207	6,810	120	\$12,712,966
The Good Samaritan Free Health Clinic	15	215	11	\$43,591
Total	222	7,025	131	\$12,756,557

Value of Contributions includes donations and the value of volunteers' services.

MDU = Mobile Dental Unit, Florida Baptist Convention

GKAS = Give Kids A Smile



**Volunteer Health Care Provider Program Clinics and Contributions
July 1, 2017–June 30, 2018 (continued)**

Santa Rosa County

Program/Setting	Total Number of Volunteers	Patient Visits	Number of Licensed Volunteers	Value of Contributions
Good Samaritan Clinic	85	2,855	48	\$3,226,040
Jay First Baptist Church (MDU)	38	59	14	\$32,681
Navarre First Baptist (MDU)	44	83	9	\$50,896
Olivet Baptist Church (MDU)	12	63	4	\$23,908
Santa Rosa, We Care	52	483	52	\$451,842
Total	231	3,543	127	\$3,785,367

Sarasota County

Program/Setting	Total Number of Volunteers	Patient Visits	Number of Licensed Volunteers	Value of Contributions
Epilepsy Foundation of SW FL	3	164	3	\$14,000
Genesis Health Services Inc.	14	3,410	8	\$369,817
Good Samaritan Pharmacy & Health Services Inc.	62	1,765	27	\$318,672
Sarasota County Health Department Dental Project	0	0	0	\$0
Universal Crescent Clinic Inc.	61	490	23	\$99,964
Total	140	5,829	61	\$802,453

Seminole County

Program/Setting	Total Number of Volunteers	Patient Visits	Number of Licensed Volunteers	Value of Contributions
American Muslim Social Services Inc.	29	350	14	\$134,008
Shepard's Hope Inc. (Longwood)	0	0	0	\$0
Saint Luke's Coptic Medical Center at Archangel Michael Coptic Orthodox Church (Closed)	0	0	0	\$0
Total	29	350	14	\$134,008

Value of Contributions includes donations and the value of volunteers' services.

MDU = Mobile Dental Unit, Florida Baptist Convention

GKAS = Give Kids A Smile



**Volunteer Health Care Provider Program Clinics and Contributions
July 1, 2017–June 30, 2018 (continued)**

Sumter County

Program/Setting	Total Number of Volunteers	Patient Visits	Number of Licensed Volunteers	Value of Contributions
Bushnell Family and Cosmetic Dentistry (GKAS) – No event this year	0	0	0	\$0
Catholic Charities of Central Florida, Lazarus Free Medical Clinic	50	1,771	41	\$285,041
Total	50	1,771	41	\$285,041

Suwannee County

Program/Setting	Total Number of Volunteers	Patient Visits	Number of Licensed Volunteers	Value of Contributions
First Baptist Church of Branford (MDU)	0	0	0	\$0
First Baptist Church of Live Oak (MDU)	194	222	58	\$72,489
Shepherd's Hands of the Suwannee Valley Inc.	91	89	28	\$42,609
Total	285	311	86	\$115,098

Volusia County

Program/Setting	Total Number of Volunteers	Patient Visits	Number of Licensed Volunteers	Value of Contributions
Bella Vista Baptist Church (MDU)	0	0	0	\$0
First Baptist Church of New Smyrna Beach (MDU) – No event this year	0	0	0	\$0
Good Samaritan Clinic of West Volusia, Medical & Dental	69	1,010	50	\$336,018
Halifax Urban Ministries, Star Center	0	0	0	\$0
Islamic Center of Deltona Shifa Clinic	5	2	2	\$1,548
Jesus Clinic	102	2,943	64	\$925,391
Saint Luke's Coptic Medical Center Inc. (Closed)	4	30	3	\$2,981
Volusia Volunteers in Medicine Clinic	16	387	16	\$147,417
Total	196	4,372	135	\$1,413,355

Value of Contributions includes donations and the value of volunteers' services.

MDU = Mobile Dental Unit, Florida Baptist Convention

GKAS = Give Kids A Smile

**Volunteer Health Care Provider Program Clinics and Contributions
July 1, 2017–June 30, 2018 (continued)****Walton County**

Program/Setting	Total Number of Volunteers	Patient Visits	Number of Licensed Volunteers	Value of Contributions
First Baptist Church Mossy Head (MDU)	0	0	0	\$0
Hope Medical Clinic Freeport	111	1,014	105	\$538,740
Walton County We Care	0	12	0	\$9,277
Total	111	1,026	105	\$548,017

Value of Contributions includes donations and the value of volunteers' services.

MDU = Mobile Dental Unit, Florida Baptist Convention

GKAS = Give Kids A Smile

Appendix B

Financial Liability Report



CHIEF FINANCIAL OFFICER
JIMMY PATRONIS
STATE OF FLORIDA

February 7, 2018

Christopher P. Gainous, Sr.
Supervisor, Volunteer Health Services
Department of Health
Health Resources and Access Section
4052 Bald Cypress Way, BIN #BC15
Tallahassee, Florida 32399-1706

RE: Volunteer Healthcare Provider Program

Dear Mr. Gainous:

Pursuant to s. 766.1115(7), F.S., this is to report that (10) ten claims have been filed against the Volunteer Healthcare Provider Program with the Division of Risk Management. Information on these claims is shown below:

1. George Leonard, our file G12-01-521, reported 12/11/01, current status "Closed", \$100,000, paid for settlement, \$53,657.75, paid for defense costs, Hernando County Health Department.
2. Shari Ann Mills, our file G02-00-060, reported 02/15/00, current status "Closed", \$25,000, paid for settlement, \$83,416.40, paid for defense costs, Martin County Health Department.
3. Ana Maria Pinto, our file G08-01-048, reported 08/17/01, current status "Closed", \$75,000 paid for settlement, \$164,792.58, paid for defense costs, Dade County Health Department.
4. Rosa Mercado, our file G07-03-001, reported 06/23/03, current status "Closed", \$43,000, paid for settlement, \$82,283.32, paid for defense costs, Dade County Health Department.
5. Cleveland Payne, our file G04-05-046, reported 03/16/05, current status "Closed", \$7,500, paid for settlement, \$68,469.23, paid for defense costs, Orange County Health Department.

FLORIDA DEPARTMENT OF FINANCIAL SERVICES
Marc L. Stemle • Bureau Chief
Division of Risk Management • Bureau of State Liability and Property Claims
200 East Gaines Street • Tallahassee, Florida 32399-0338 • Tel. 850-413-4851
Email • Marc.Stemle@MyFloridaCFO.com
AFFIRMATIVE ACTION • EQUAL OPPORTUNITY EMPLOYER



Page Two
February 7, 2018

6. The following three claim files involve the same claimant/plaintiff:
- Karl Wester, our file G02-04-065, reported 08/12/03, current status "Closed", paid \$123,472.52, in defense costs (no money paid to settle the bodily injury claim) for Dr. Janet M. Miles and Dr. Phillip Lopez, Indian River County Health Department.
- Karl Wester, our file G08-03-066, reported 08/12/03, current status "Closed", \$75,000, paid for settlement for Department of Health, Indian River County Health Department, and Doctors Richard J. Morgan and Fred Ackroyd, and \$104,057.14, paid in defense costs, Indian River County Health Department.
- Karl Wester, our file G11-03-047, reported 11/05/03, current status "Closed", paid \$3,791.94, in defense costs, Indian River Health Department. This file is a duplicate to the file listed above.
7. William Marshall, our file G12-06-510, reported 12/05/06, current status "Closed", paid \$2,619.40, in defense costs, CMS-18, Miami South.
8. Rebecca Gray, our file G04-07-045, reported 04/23/07, current status "Closed", paid \$1,983.40, in defense costs, CMS-18, Miami South.
9. Audwan Gonzalez, our file G02-10-051, reported 02/22/10, current status "Closed", paid \$9,562.62, in defense costs, Brevard County Health Department.
10. Flor Leidens, our file G03-12-018, reported 03/06/12, current status "Closed", \$190,000, paid for settlement, \$15,240.28, paid for defense costs, Palm Beach County Health Department.

Please call me if you need additional information.

Sincerely,

Marc L. Stemle, Bureau Chief
Bureau of State Liability and Property Claims

MLS/jd

cc: Kelly Hagenbeck, Division of Risk Management
Chris Taul, Division of Risk Management
Jimmy Glisson, Division of Risk Management