



# Head and Neck Cancer in Florida, 2005

## Bureau of Epidemiology



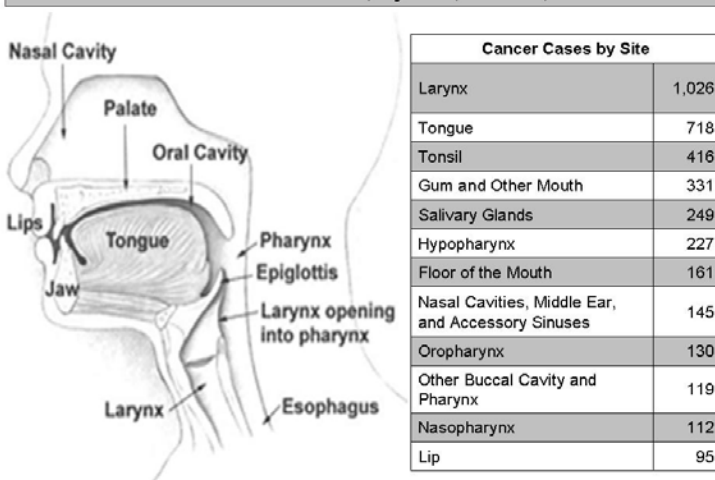
Cancers that arise in the lip; tongue; salivary glands; tonsils; floor of the mouth; gums and other areas of the mouth; larynx; hypopharynx; oropharynx; nasopharynx; nose; nasal cavity and middle ear; and other oral cavity and pharynx are grouped under head and neck cancer. Among the 12 sites, the larynx is the most commonly reported cancer site. Tobacco and alcohol use are the most important risk factors for head and neck cancer.

This report presents incidence data on head and neck cancer obtained from the Florida Cancer Data System (FCDS), and mortality data from Florida Department of Health Office of Vital Statistics. The Florida data are compared with that from the Surveillance, Epidemiology, and End Results (SEER) Program of the National Cancer Institute (NCI). The U.S. mortality data reported by SEER are provided by the National Center for Health Statistics (NCHS).

### Incidence

- In 2005, 3,729 new head and neck cancer cases were diagnosed.
- Among the 12 sites listed in Figure 1, larynx (1,026) had a higher number of new cancer cases than any other site.
- The age-adjusted incidence rate was 17.0 per 100,000 population.

Figure 1. Number of New Cancer Cases from Head and Neck Cancer, by Site, Florida, 2005



- Incidence rates increased with age and were higher among whites compared to their counterparts.
- Males had higher incidence rates than females in both race groups.

### Mortality

- In 2005, 926 Floridians died of head and neck cancer.
- Among the 12 sites, the number of deaths related to cancer of the larynx (319) was higher than any other site.

Table 1. Age-Adjusted and Age-Specific\* (per 100,000) Incidence and Mortality Rates, Florida, 2005

	Incidence	Mortality
<b>Total</b>	<b>17.0</b>	<b>4.1</b>
0-14 *	0.4	^
15-39 *	2.0	0.3
40-64 *	31.6	6.5
65+ *	56.9	17.3
Female	8.5	2.0
Male	27.0	6.6
Black	14.6	5.2
White	17.3	3.9
Black Female	8.4	1.5
White Female	8.5	2.0
Black Male	23.2	10.3
White Male	27.4	6.3

^ Data Suppressed

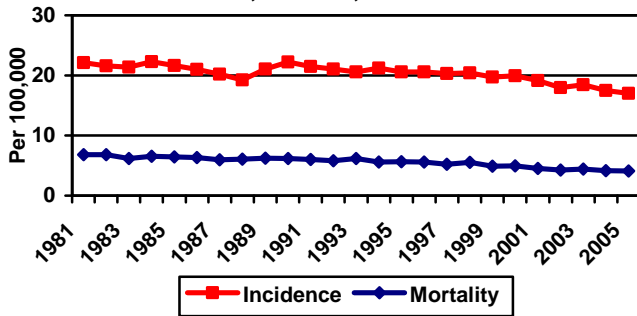
- The age-adjusted mortality rate was 4.1 per 100,000 population.
- Mortality rates increased with increasing age.

- Males had higher mortality rates than females in both race groups.
- Black males had higher mortality rates than white males.

- The percentage of early stage diagnosis decreased by 15% in 2005 (37.7%) compared to 1981 (44.5%).

## Time Trends of Incidence and Mortality

**Figure 2. Age-Adjusted Incidence and Mortality Rates of Head and Neck Cancer, Florida, 1981-2005**



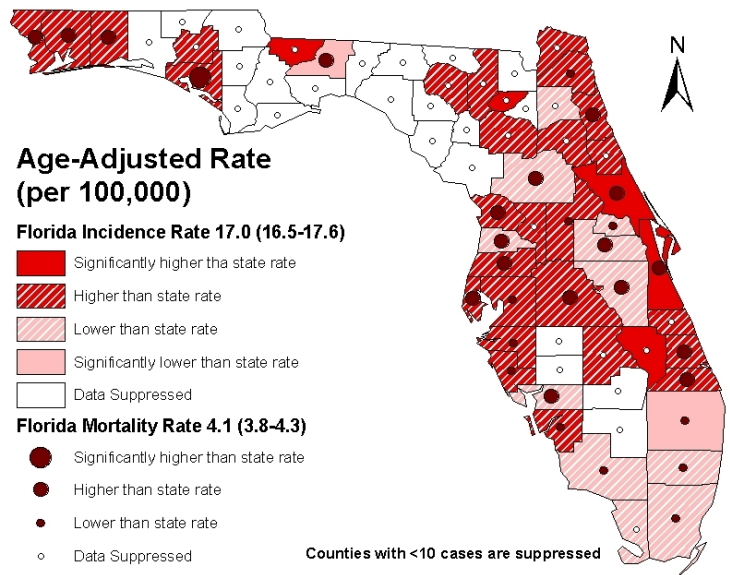
- The 2005 incidence rate (17.0 per 100,000) decreased by 23% compared to the rate in 1981 (22.1 per 100,000).
- The 2005 mortality rate (4.1 per 100,000) decreased 40% compared to the rate in 1981 (6.8 per 100,000).

## Stage at Diagnosis

- Those diagnosed with head and neck cancer at an early stage have a better survival rate than those diagnosed at an advanced stage.
- Of all cancer cases, 49.3% were diagnosed at advanced stage, 37.7% were diagnosed at early stage, and 13% were diagnosed at unknown stage.
- The percentage of advanced stage diagnosis was greater among males and blacks compared to their counterparts.

	Early	Advanced	Unknown
<b>All</b>	<b>37.7</b>	<b>49.3</b>	<b>13</b>
Male	36.9	50.2	12.9
Female	39.6	46.9	13.5
White	38.5	48.6	12.9
Black	29.2	57.9	12.9
White Male	37.7	49.7	12.6
Black Male	28.8	56.7	14.4
White Female	40.4	45.7	13.9
Black Female	30.1	60.2	9.7

**Figure 3. Age-Adjusted Incidence and Mortality Rates of Head and Neck Cancer by County, Florida, 2005**



For additional information on this report, please contact Florida Department of Health, Bureau of Epidemiology at 850.245.4401 or visit our website at: <http://www.floridachronicdisease.org/>.

For additional information on cancers in Florida, please visit our Florida Cancer Data System website at: <http://www.fcds.med.miami.edu/>.