

**Fetal and Infant Mortality Review
Annual Legislative Report
October 1, 2024**



**Ron DeSantis
Governor**

**Joseph A. Ladapo, MD, PhD
State Surgeon General**

Table of Contents

- Mission, Vision, Values2
- Executive Summary4
- Background5
- Implementation.....5
- FIMR Structure.....6
- Allocation Methodology.....7
- Contract Requirements.....7
- Training and Technical Assistance Plan.....7
- FIMR Framework8
- Data Gathering.....9
- Case Review10
- FIMR Regional Structure.....11
- Community Action.....12
- Changes in Community Systems13
- Fetal and Infant Mortality Data14
 - Fetal Data14
 - Infant Data18
- FIMR Regional Profiles22
- Improvement Strategies.....46
- Community Action Group Annual Action Plans47

Mission

To protect, promote, and improve the health of all people in Florida through integrated state, county and community efforts.

Vision

To be the Healthiest State in the Nation.

Values

Innovation: We search for creative solutions and manage resources wisely.

Collaboration: We use teamwork to achieve common goals and solve problems.

Accountability: We perform with integrity and respect.

Responsiveness: We achieve our mission by serving our customers and engaging our partners.

Excellence: We promote quality outcomes through learning and continuous performance improvement.





Fetal and Infant Mortality Review (FIMR) is a community-based, action-oriented process aimed at improving services, systems, and resources for women, infants, and families. FIMR convenes experts within communities who examine confidential, de-identified cases of fetal and infant deaths to help understand root causes and factors that impact child outcomes. These findings become preventative measures, implemented at the community level, to improve birth outcomes for babies in the state.

Executive Summary

The Florida Department of Health (Department) presents this report to the Governor, the President of the Senate, and the Speaker of the House of Representatives, as required by section 383.21625, Florida Statutes. FIMR is an evidence-based process that reviews fetal and infant deaths, formulates programs, and influences policy that will lead to improving pregnancy and birth outcomes. The goal is to assess, monitor, and improve service systems and resources for women, infants, and families. Each FIMR committee must:

- Review and analyze rates, trends, causes, and other data related to fetal and infant mortality and morbidity in a geographic area.
- Develop findings and recommendations for interventions and policy changes to reduce fetal and infant mortality and morbidity rates.
- Engage with local communities and stakeholders to implement recommended policies and procedures to reduce fetal and infant mortality and morbidity.
- Report the findings and recommendations developed by each FIMR committee to the Department annually.

The report includes findings and recommendations developed by each FIMR committee from fetal and infant deaths that occurred in calendar year 2023, reviewed by FIMR committees during Fiscal Year (FY) 2023-2024. The report includes:

- A background of the FIMR program and related Florida statutes.
- An explanation of statewide implementation of FIMR committees.
- A summary of the FIMR process, including its relevance to improving fetal and infant outcomes.
- Identified factors experienced by families that may increase their risk of poor outcomes.
- A summary of statewide and regional data.

Background

The Florida Department of Health (Department), Division of Community Health Promotion, Bureau of Family Health Services, Maternal and Child Health Section (MCH) is responsible for coordination and oversight of the FIMR process. The MCH Section contracts with 32 non-profit Healthy Start Coalitions (Coalitions), and partners with DOH-Desoto County to implement the FIMR process at the local level. Priorities of Florida's Healthy Start program are to improve health outcomes during and after pregnancy and promote the safe and healthy development of babies and toddlers.

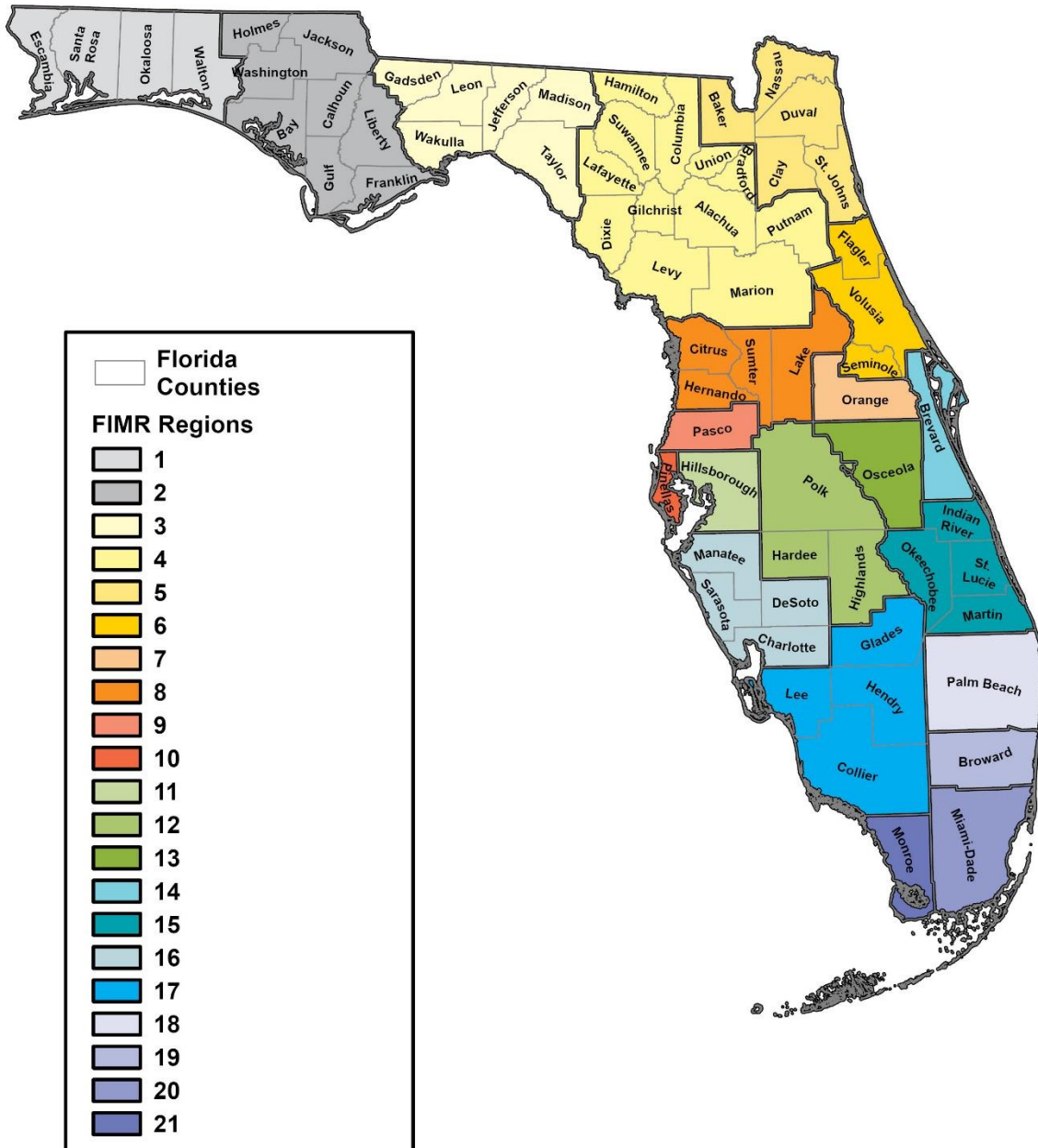
Implementation

Following the enactment of section 383.21625, Florida Statutes, the MCH Section convened a group of internal and external partners, including Coalitions and the Florida Association of Healthy Start Coalitions, to develop a statewide FIMR structure in Florida that would include all Coalitions. Prior to this law, there were 14 FIMR committees serving 28 counties.

The statewide FIMR expansion is divided into 21 regions as indicated in Figure 1. Some regions consist of a single Coalition while others include multiple Coalitions. Regional implementation allows FIMR committees to identify local opportunities for improvement and to leverage local resources. Multiple factors were considered when determining the regions. These include urban or rural areas, total number of Coalitions, available funding, public access to perinatal health care, and average number of fetal and infant deaths that have occurred within the region. Of the 21 FIMR regions, 15 are composed of a single Coalition. The remaining six regions include multiple Coalitions that collaborated to implement the FIMR process. Additionally, statewide FIMR expansion will continue to increase the number of fetal and infant cases able to be reviewed compared to prior years. Each FIMR will review a varying number of cases each year based on the number of fetal and infant deaths over the previous five-year span.

FIMR Structure

Figure 1. Map of FIMR Regions, by County, Florida



Allocation Methodology

The goal of the Department was to identify a data-driven allocation methodology for dissemination of funds via contracts with Coalitions. The Department receives general revenue funds to support implementation of FIMR committees statewide in the amount of \$1,602,000. The Department utilizes a data-driven allocation methodology for dissemination of funds. This methodology contemplates the average number of combined fetal and infant deaths that occurred within each region over a five-year span for proportionate regional funding.

Contract Requirements

In FY 2023-2024, the Department amended contracts with Coalitions for activities related to FIMR. Although the contracts were previously in place, they were extended to include additional FIMR-related tasks for a one-year period. Contract tasks and deliverables included:

- A specified number of FIMR cases to be reviewed annually.
- Participation in required monthly technical assistance calls.
- Identification and assignment of roles and responsibilities for medical record abstractions, coordination responsibilities, and program oversight.
- Implementation of FIMR committees, to include the development of recommendations.
- Development and implementation of community actions to positively impact fetal and infant outcomes.

Training and Technical Assistance Plan

The Department has a staff member who serves as the Statewide FIMR Coordinator for FIMR-related activities and questions and also guides the FIMR process. The Statewide FIMR Coordinator developed training guides, provided training for all Coalitions, and onboarding of new staff to promote consistency in statewide reporting and processes. The trainings provided information on the national framework components, contractual requirements, data processes, and best practices. For FY 2023-2024, the Department contracted with a FIMR subject matter expert to provide one-on-one training and technical assistance to Coalitions. Further guidance was also sought and provided by the National Center for Fatality Review and Prevention (National Center).

FIMR Framework

The Department adopted the national FIMR framework, illustrated in Figure 2, as the guide for implementation in Florida. The framework includes an ongoing cycle of improvement that is designed for health providers, systems, and the community.

Figure 2. FIMR Framework



National Center for Fatality Review and Prevention (2021, December 1). *Fetal and Infant Mortality Review Manual A Guide for Communities*. <https://ncfrp.org/>. Retrieved March 31, 2023, from <https://ncfrp.org/wp-content/uploads/NCRPCD-Docs/FIMRManual.pdf>



Data Gathering

Information is collected from a variety of sources, through family/parental interviews, medical records, prenatal care records, home visits, and other services accessed by the family.

The FIMR process is built on the foundation of identifying and gathering information on occurrences of fetal and infant loss, referred to as “cases.” Fetal and infant case information is obtained from the Department of Health, Bureau of Vital Statistics. To assist FIMR committees with accurate and efficient case identification, the Department streamlined an automated process. Prior to statewide FIMR implementation, Coalitions with FIMR committees were obtaining fetal and infant death certificates by routinely traveling to their county health departments to pick up printed copies, which were then delivered to trained medical abstractors to begin case development. MCH collaborated with the Bureau of Vital Statistics to identify a method of secure, electronic record identification and delivery to each of the 21 FIMR regions. The current process provides the most recent fetal and infant death certificates and the linked birth certificates monthly.

The Department developed the following guidelines for case selection:

- Cases should first be grouped by the underlying cause of death. The underlying cause of death is the event that initiated the chain of events that led to the loss.
- Cases selected should be diverse based on identified variables such as age at death, birthweight, racial-ethnic background, socio-economic background, and location (county and ZIP code).
- After cases are selected, they are assigned to a medical abstractor who is responsible for identifying the pertinent medical and social histories to tell the story of the family and their experiences leading to the loss.

The Department has continued, as well as expanded, its partnership with the National Center, a program housed at the Michigan Public Health Institute. The National Center serves not only as the technical support and data center for the FIMR program, but also for Child Death Review (CDR) programs throughout the United States. The National Center hosts online learning modules, publishes guidance reports, and facilitates multiple monthly and quarterly online calls for FIMR committees and CDR programs for collaboration and support.

The expanded Data Use Agreement with the National Center allows all FIMR committees operating under section 383.21625(3), Florida Statutes, to input gathered information into the National Fatality Review-Case Reporting System (NFR-CRS). The NFR-CRS is the database hosted by the National Center providing data storage and allowing for further analysis at regional and state levels.



Case Review

The multidisciplinary Case Review Team reviews cases to identify barriers to care and trends in service delivery, and bring ideas to improve policies and services that affect families.

A multidisciplinary team, called the Case Review Team (CRT), is convened to review the de-identified case details for the purpose of identifying gaps in services, protective and contributing factors. CRT members are then challenged to develop recommendations for enhancements of services at the individual, provider, and community levels to improve fetal and infant outcomes. As cases are reviewed, the CRT identifies factors that are considered either protective or possibly contributing to poor outcomes. Protective factors include services received by the mother or the family that promote healthy pregnancies and birth outcomes. Examples of protective factors include prenatal care, home visiting services, and health insurance. Contributing factors are elements that increase the risk of a poor outcome. Examples of contributing factors include maternal pre-existing conditions, pre-term labor, or other fetal or infant medical conditions. The identification of protective and contributing factors guides the development of recommendations to improve gaps in services.

The CRT reviews cases from all counties within the region and includes representation from all Coalitions within the region. It also includes representation of medical and agency professionals who provide health care services and resources to families within the community. Examples of membership include:

- Pediatricians
- Obstetricians
- Maternal Fetal Medicine Specialists
- Neonatologists
- Family Practice Physicians
- Social Workers with MCH experience
- County Health Departments
- Perinatal Data Experts
- Special Supplemental Nutrition Program for Women, Infants, and Children (WIC) staff
- Medical Examiner
- Hospital Administrators
- Social Service Agencies
- Others with MCH background and experience

Each of the 21 regions has one CRT, coordinated by a designated lead Coalition. The lead Coalition was determined by the Department based on areas that had a previous operational FIMR process and/or the Coalition with a greater number of fetal and infant deaths over the last five years. This lead Coalition is responsible for overseeing the completion of tasks leading up to and including case review meetings. This includes the process of case selection, case development, data entry, recruitment of medical abstractors and CRT members, and coordinating meeting events. Figure 3 identifies the Coalitions that are responsible for CRTs.

FIMR Regional Structure

Figure 3. FIMR CRT Leads

FIMR Region	Lead Healthy Start Coalitions	Non-Lead Healthy Start Coalitions
1	Escambia County Healthy Start Coalition, Inc.	Healthy Start Coalition of Santa Rosa County, Inc. Healthy Start Coalition of Okaloosa and Walton Counties, Inc.
2	Bay, Franklin, Gulf Healthy Start Coalition, Inc.	Chipola Healthy Start Coalition, Inc.
3	Capital Area Healthy Start Coalition, Inc.	Gadsden County Healthy Start Coalition, Inc. Healthy Start Coalition of Jefferson, Madison, and Taylor Counties, Inc.
4	Healthy Start of North Central Florida, Inc.	N/A
5	Northeast Florida Healthy Start Coalition, Inc.	N/A
6	The Healthy Start Coalition of Flagler and Volusia Counties, Inc.	Healthy Start Coalition of Seminole County, Inc.
7	Healthy Start Coalition of Orange County, Inc.	N/A
8	Central Healthy Start, Inc.	N/A
9	Healthy Start Coalition of Pasco County, Inc.	N/A
10	Healthy Start Coalition of Pinellas County, Inc.	N/A
11	Healthy Start Coalition of Hillsborough County, Inc.	N/A
12	Healthy Start Coalition of Hardee, Highlands, and Polk Counties, Inc.	N/A
13	The Healthy Start Coalition of Osceola County, Inc.	N/A
14	Healthy Start Coalition of Brevard County, Inc.	N/A
15	Indian River Healthy Start Coalition, Inc.	Healthy Start Coalition of St. Lucie County, Inc. Martin County Healthy Start Coalition, Inc. Okeechobee Healthy Start Coalition, Inc.
16	Healthy Start Coalition of Sarasota County, Inc.	Charlotte County Healthy Start Coalition, Inc. Desoto County Health Department Healthy Start Coalition of Manatee County, Inc.
17	Healthy Start Coalition of Southwest Florida, Inc.	N/A
18	Healthy Start Coalition of Palm Beach County, Inc.	N/A
19	Broward Healthy Start Coalition, Inc.	N/A
20	Healthy Start Coalition of Miami-Dade, Inc.	N/A
21	Florida Keys, Healthy Start Coalition, Inc.	N/A

N/A- There are no additional Coalitions within the region.



Community Action

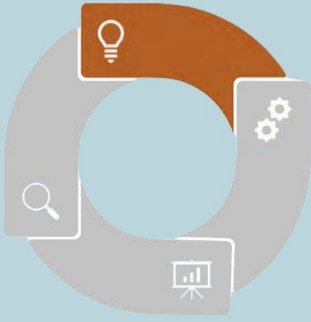
The Community Action Group receives recommendations from the CRT and is charged with developing and implementing plans leading to positive change within the community.

The next step in the FIMR cycle is implementation of a Community Action Group (CAG). This group plans and implements local action steps, based on the CRT recommendations, to improve fetal and infant outcomes. Each Coalition is responsible for recruiting and coordinating members for a CAG. The CAG includes individuals with the ability and/or resources to effectuate large-scale system change and impact on community change. Examples of membership on CAGs include:

- Healthy Start Coalitions
- Obstetric, Gynecologic, and Pediatric Health Care Providers
- Hospital Administrators
- County Health Departments
- Social Service Agencies
- Members of City Councils
- Chambers of Commerce
- Local March of Dimes Chapters

Community Advocates

The 21 FIMR regions include 33 CAGs. Each CAG is responsible for reviewing the recommendations received from the regional CRT quarterly. During the year, the CAGs identify strategies to implement recommendations into existing programs or develop new initiatives. Each CAG identifies local and regional partnering organizations, agencies, and individuals, that assist with moving recommendations forward to implementation to ultimately achieve goals for local system improvements.



Changes in Community Systems

Changes implemented at the community level result in improved outcomes for families.

The final phase of the FIMR process is the enactment of solutions. FIMR committees demonstrate process changes at the community level that include improvements in policies, procedures, availability of services, and reduction of barriers to access services. Through the FIMR process, the community is empowered to positively improve fetal and infant health outcomes. Examples include increased home visiting services, expansion of doula services, and increased partnerships with community and faith-based organizations.

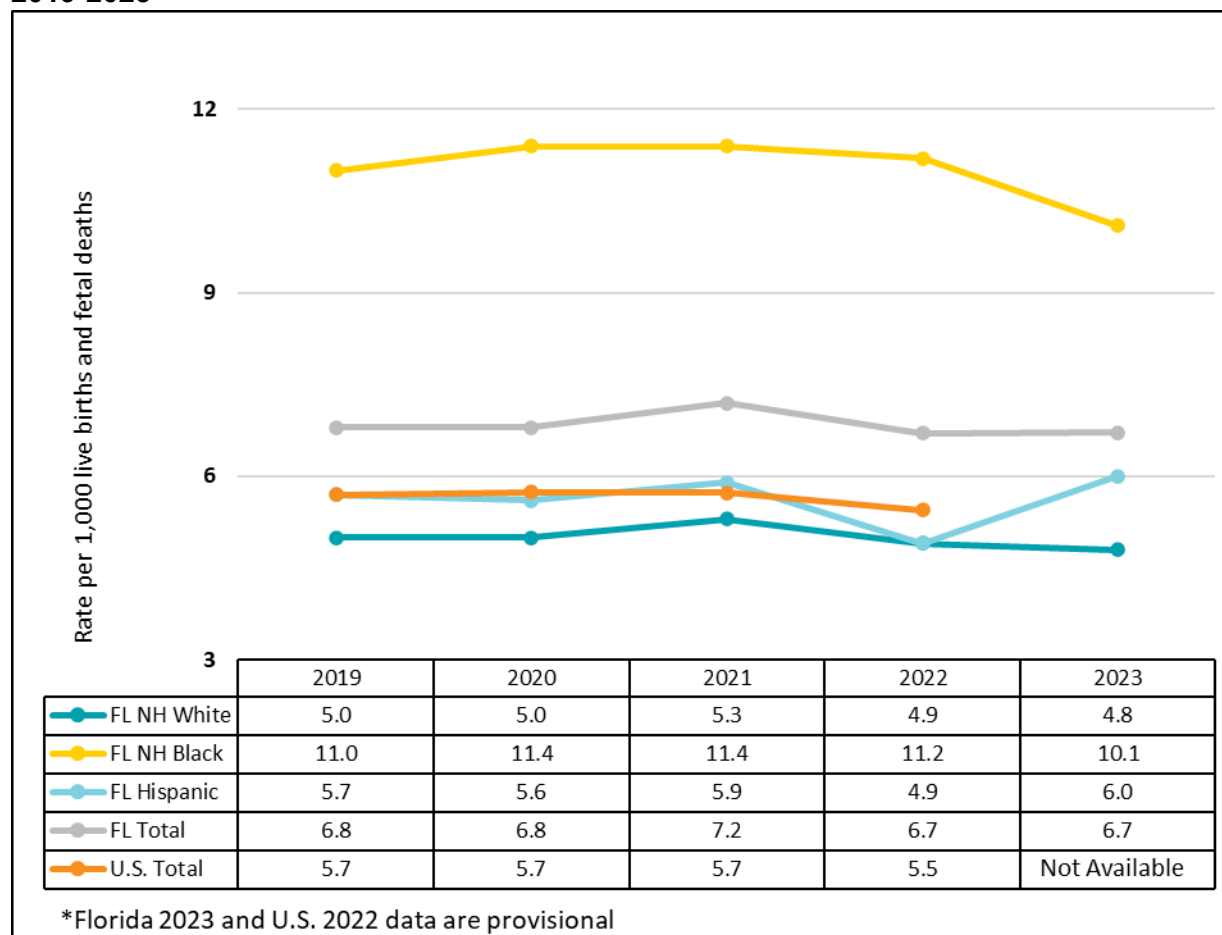
Fetal and Infant Mortality Data

Fetal Data

Fetal mortality, or stillbirth, is the death of a fetus at 20 weeks or more of gestation. The fetal mortality rate is calculated by the number of resident fetal deaths in a specific geographic area divided by the number of resident live births plus fetal deaths in the same geographic area, within a specified period, multiplied by 1,000.

To maintain consistency with previous reports, this document combines data from the non-Hispanic and Haitian populations when presenting Florida statistics. This approach ensures alignment with past reports, despite a change in data reporting methods by Florida Community Health Assessment Resource Tool Set (FLHealthCHARTS) in 2023. This change may result in differences in how the data is presented compared to previous years. Figure 4 displays Florida's fetal mortality rates overall by race and ethnicity and in comparison to the national overall rate.

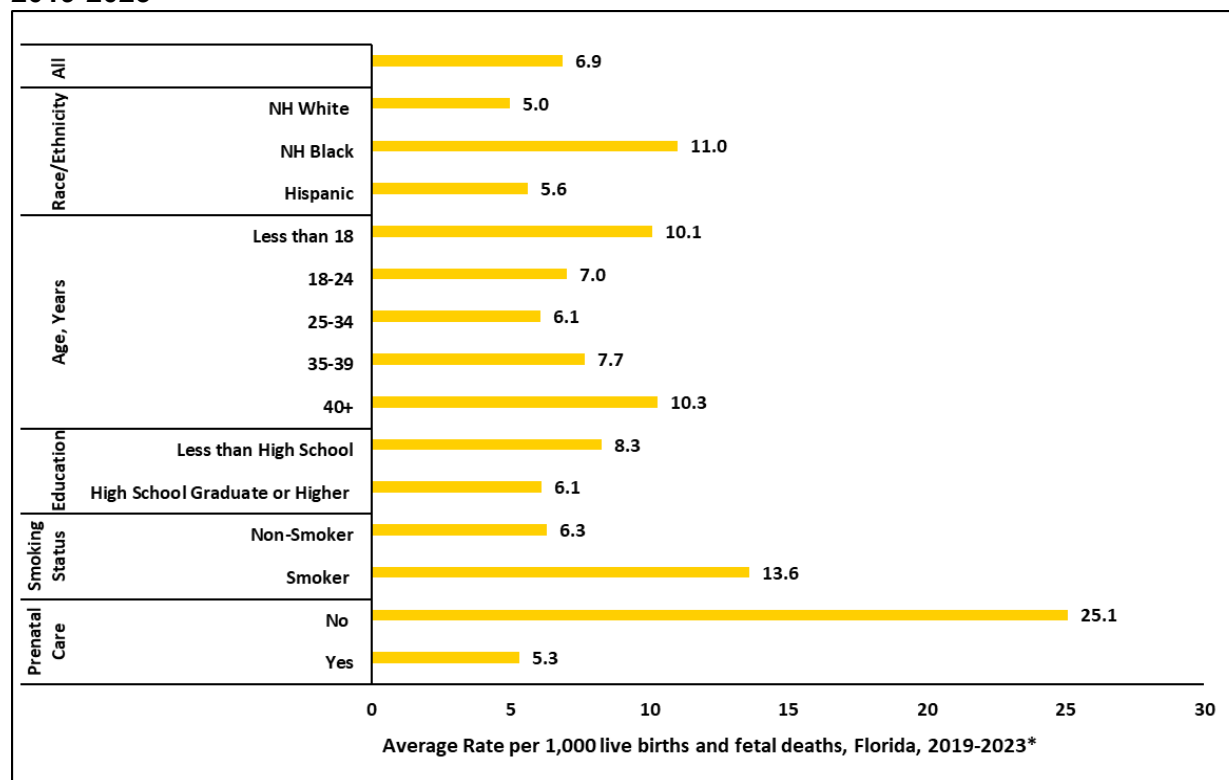
Figure 4. Fetal Mortality Rates Overall, U.S. and Overall, and by Race/Ethnicity, Florida, 2019-2023*



Data Sources: Florida data obtained from FLHealthCHARTS. United States (U.S.) data obtained from Centers for Disease Control and Preventions (CDC) National Vital Statistics Reports (NVSR)/Rapid Releases: NVSR 70-11; 71-04; 72-08; Vital Statistics Rapid Release (VSRR) 032.

Figure 5 presents average fetal mortality rate by maternal demographics and behavior. Fetal mortality rates differ by maternal characteristics such as race/ethnicity, age, education, smoking behavior, and prenatal care. Most notably, from 2019-2023, the fetal mortality rate for women who did not receive prenatal care during pregnancy (25.1 per 1,000 deliveries) was 4.7 times higher than for women who received prenatal care during pregnancy (5.3 per 1,000).

Figure 5. Average Fetal Mortality Rates by Selected Maternal Characteristics, Florida, 2019-2023*



Data Source: FLHealthCHARTS

*Rates were calculated using 2023 provisional data.

Figure 6 identifies the five leading causes of fetal death in the state. Figure 7 displays fetal death rates overall, and by race/ethnicity for the five leading causes of Florida fetal deaths. Figure 8 shows geographic variability of fetal mortality across Florida FIMR regions.

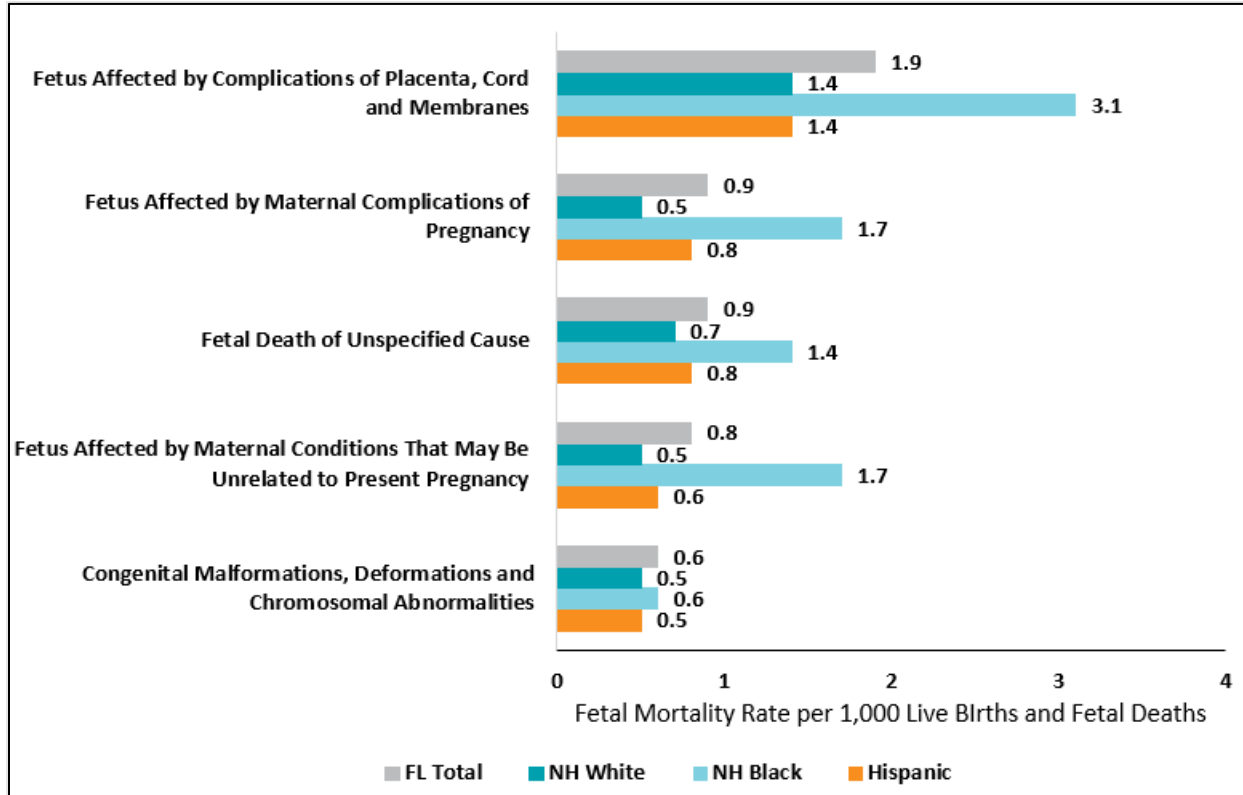
Figure 6. Top Five Leading Causes of Fetal Death (n=7,544), Florida, 2019-2023*

Cause of Death	Count	Percent
Complications of Placenta, Cord and Membranes	2,038	27.0%
Maternal Complications of Pregnancy	1,031	13.7%
Unspecified Cause	1,001	13.3%
Maternal Conditions That May Be Unrelated to Present Pregnancy	896	11.9%
Congenital Malformations, Deformations and Chromosomal Abnormalities	616	8.2%

Data Source: FLHealthCHARTS

*Includes 2023 provisional data.

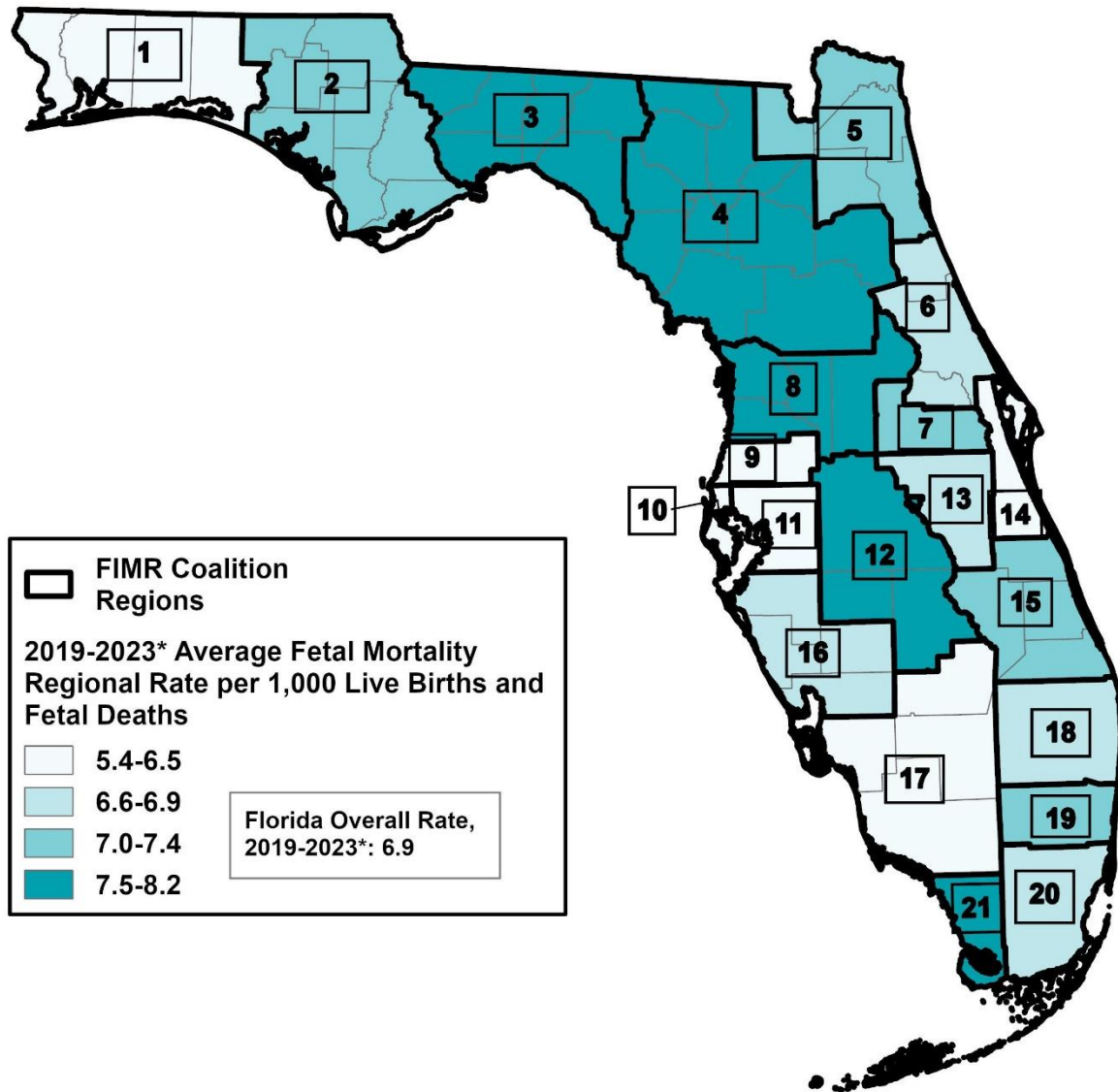
Figure 7. Top Five Leading Causes of Fetal Death, Overall, and by Race/Ethnicity, Florida 2019-2023*



Data Source: FLHealthCHARTS

*Rates were calculated using 2023 provisional data.

Figure 8. Average Fetal Mortality Rate by FIMR Regions, Florida, 2019-2023*



* 2023 data is provisional.

Data Sources:

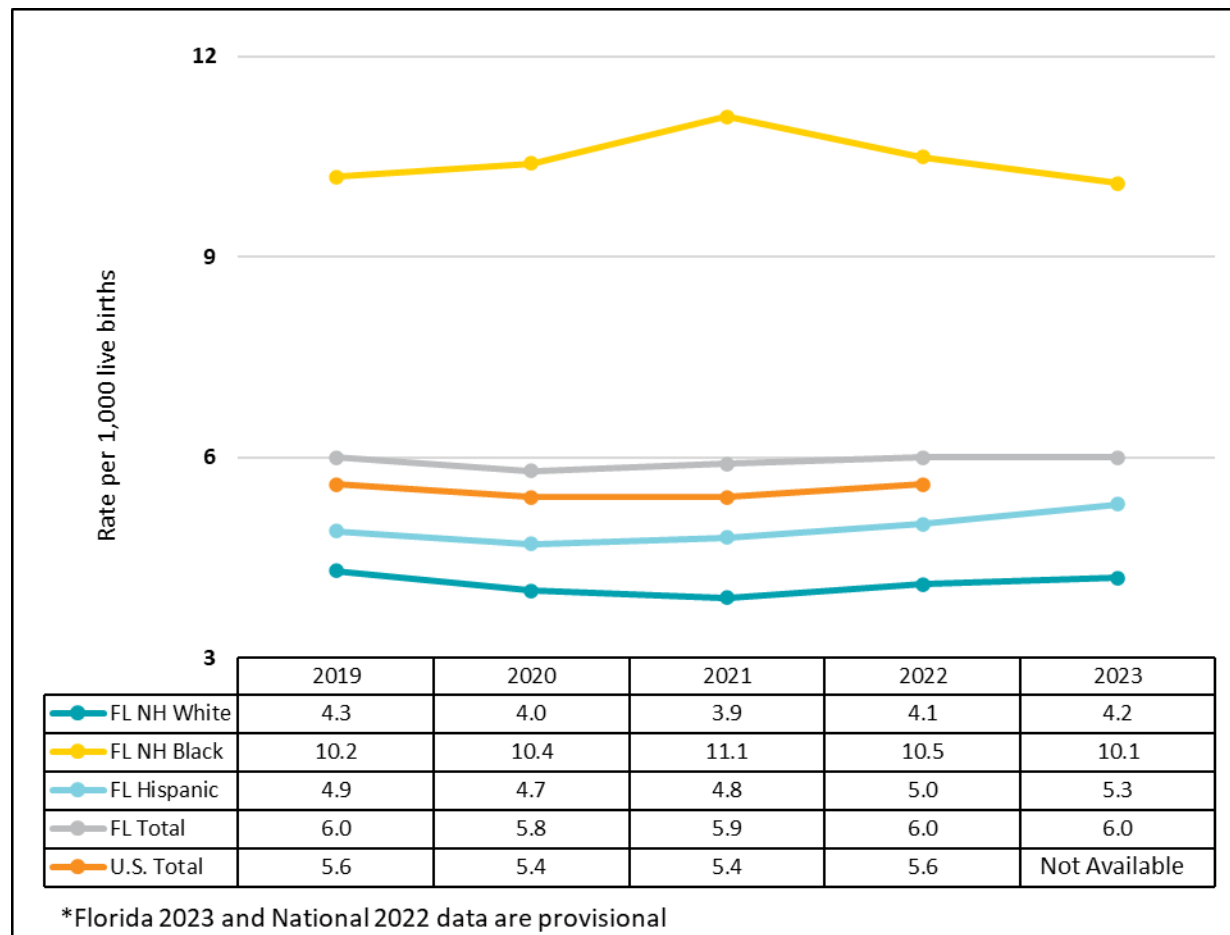
- i) Fetal Death Counts Query System. FLHealthCHARTS.
- ii) Birth Counts Query System. FLHealthCHARTS.

Infant Data

Infant mortality is the death of a live-born baby during the first year of life. The infant mortality rate is calculated by the number of infant deaths divided by the number of live births, multiplied by 1,000.

Figure 9 displays Florida's infant mortality rates overall, by race and ethnicity, and in comparison, to the national overall rate.

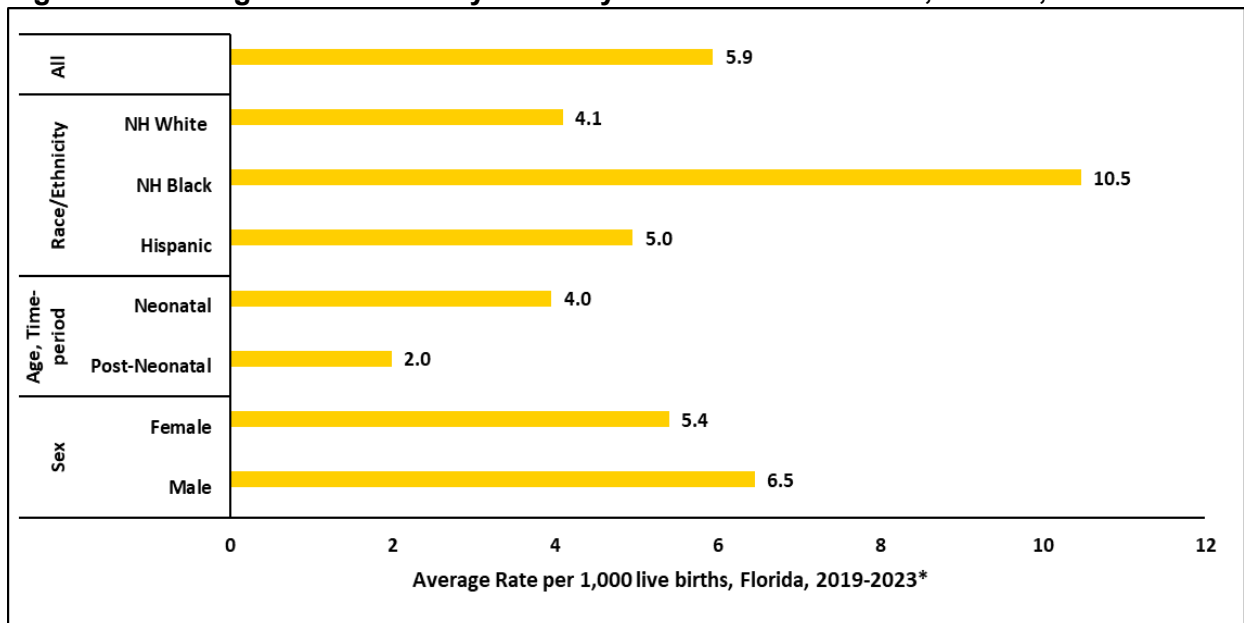
Figure 9. Infant Mortality Rates Overall, U.S. and Overall, and by Race/Ethnicity, Florida, 2019-2023*



Data Sources: Florida data obtained from FLHealthCHARTS. United States (U.S.) data obtained from Centers for Disease Control and Preventions (CDC) National Vital Statistics Reports (NVSR) 71; Vital Statistics Rapid Release (VSRR) 033.

Figure 10 presents the average infant mortality rate by infant demographics. Infant mortality rates differ by infant characteristics such as race, ethnicity, age, education, and sex. Most notably, from 2019-2023, the infant mortality rate for NH Blacks (10.5 per 1,000 live births) was 2.6 times higher than that for NH Whites (4.1 per 1,000 live births).

Figure 10. Average Infant Mortality Rates by Infant Characteristics, Florida, 2019-2023*



Data Source: FLHealthCHARTS

*Rates were calculated using 2023 provisional data.

Figure 11 identifies the five leading causes of infant death in Florida. The National Center for Health Statistics (NCHS) developed a list of 130 selected causes of infant death, that is used by the Centers for Disease Control and Prevention (CDC), and FLHealthCHARTS for ranking leading infant death causes. This report derives the leading causes of infant deaths based on that list.

Data Source: https://www.cdc.gov/nchs/data/dvs/im9_2002.pdf.pdf,

https://www.flhealthcharts.gov/FLQUERY_New/Documents/InfantDeathQ_Data_Dictionary.pdf

Figure 11. Top Five Leading Causes of Infant Death (n=6,487), Florida, 2019-2023*

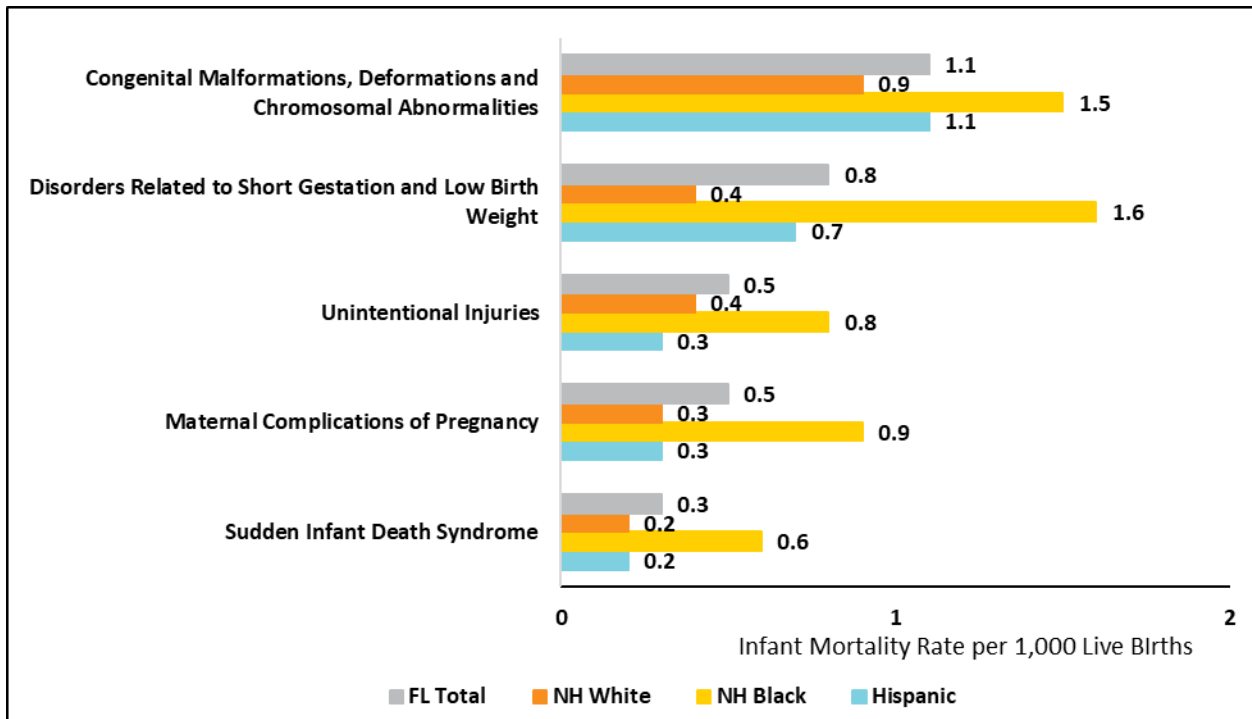
Cause of Death	Count	Percent
Congenital Malformations, Deformations and Chromosomal Abnormalities	1,191	18.4%
Disorders Related to Short Gestation and Low Birth Weight	888	13.7%
Unintentional Injuries	519	8.0%
Maternal Complications of Pregnancy	510	7.9%
Sudden Infant Death Syndrome	290	4.5%

Data Source: FLHealthCHARTS

* Includes 2023 provisional data.

Figure 12 displays infant death rates overall, and by race/ethnicity for the five leading causes of Florida infant deaths.

Figure 12. Top Five Leading Causes of Infant Death, Overall, and by Race/Ethnicity, Florida 2019-2023*

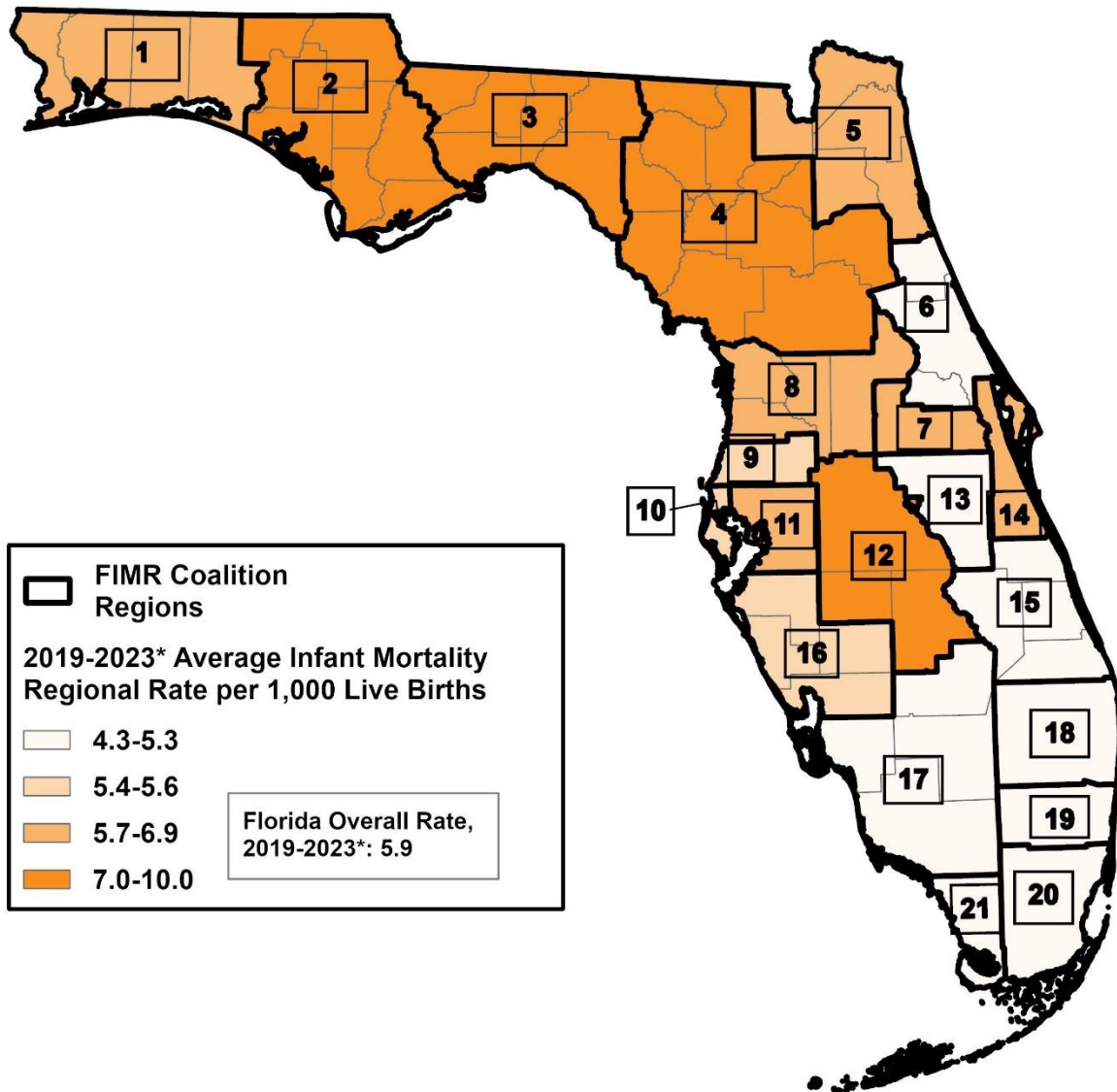


Data Source: FLHealthCHARTS

*Rates were calculated using 2023 provisional data.

Figure 13 shows geographic variability of infant mortality across Florida FIMR regions.

Figure 13. Average Infant Mortality Rate by FIMR Regions, Florida, 2019-2023*



* Includes 2023 provisional data.

Data Sources:

- i) Infant Death Counts Query System. FLHealthCHARTS.
- ii) Birth Counts Query System. FLHealthCHARTS.

FIMR Regional Profiles

The FIMR Region Profiles on the following pages reflect fetal and infant mortality data for each region. For each profile, the rates were tested to determine if changes observed between 2019 and 2023 were statistically significant. The data reported in the regional profiles are not statistically significant, unless otherwise noted where applicable. The data used in these tables were obtained from FLHealthCHARTS: birth counts, fetal death counts, and infant death counts. 2023 provisional data was used for the profile tables.

Listed below are definitions and terms to support the review of the regional profiles.

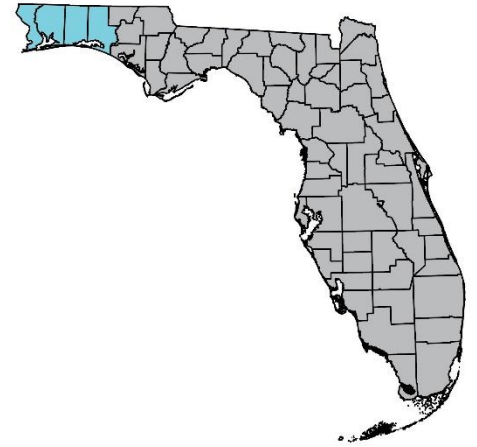
Term	Definition
Fetal death count	A count of the fetal deaths whose mothers are Florida residents.
Fetal mortality rate	The number of fetal deaths divided by the number of live births plus fetal deaths x 1,000.
Infant death count	A count of infant deaths (0-364 days of life) to Florida residents.
Infant mortality rate	The number of infant deaths divided by the number of live births x 1,000.

Cause of Death	Examples and Definitions
Bacterial sepsis of newborn	<p>Examples: Congenital sepsis, streptococcus, group B, staphylococcus aureus</p> <p>Sepsis in newborns, or neonatal sepsis, is a serious medical condition that occurs when a baby younger than 28 days old has a life-threatening response to an infection. Bacterial infections are the most common cause of neonatal sepsis.</p> <p>Source: https://my.clevelandclinic.org/health/diseases/15371-sepsis-in-newborns</p>
Complications of placenta, cord and membranes	<p>Examples: Placenta previa, placental separation, prolapsed cord</p> <p>Complications of placenta, cord and membranes are when the physical condition of the umbilical cord, placenta, or uterus affects the developing fetus. This could include placenta previa, prolapsed cord, or chorioamnionitis. Source: https://www.aapc.com/codes/icd-10-codes/P02</p>
Congenital malformations, deformations, and chromosomal abnormalities	<p>Examples: Spina Bifida, neural tube defects, down syndrome</p> <p>Congenital Malformations, Deformations and Chromosomal Abnormalities are abnormalities of body structure, body function, or chromosomes. Congenital malformations and deformations can exist anywhere in the body, and include things like neural tube defects, spina bifida, and epidermolysis bullosa. Chromosomal abnormalities can include conditions such as Trisomy 18, Down Syndrome, and Turner's syndrome.</p> <p>Source: https://www.who.int/news-room/fact-sheets/detail/birth-defects</p>

Term	Definition
Diseases of the circulatory system	<p>Examples: Rheumatic fever without heart involvement, myocarditis, pericarditis Source: https://www.aapc.com/codes/code-search/</p> <p>Diseases of the circulatory system refer to any conditions that impact the heart or blood vessels. An issue in one area of the circulatory system can cause widespread effects throughout the entire system and ultimately affect the whole body. Source: https://my.clevelandclinic.org/health/articles/23489-circulatory-systemdiseases#:~:text=Circulatory%20system%20diseases%20are%20any,blood%20moving%20in%20your%20body.</p>
Disorders related to short gestation and low birth weight	<p>Examples: Newborns with a birth weight of 750-1000 grams, newborns with a birth weight of 500-750 grams, newborns with a birth weight of 500 grams or less, and newborns born before the 37th week of pregnancy</p> <p>Preterm infants are born at less than 37 weeks gestational age and low birth weight infants are born with a birth weight below 2.5 kg regardless of gestational age. Preterm and low birth weight infants have a higher risk of developmental disabilities including cerebral palsy and retinopathy of prematurity. Source: https://www.who.int/teams/maternal-newborn-child-adolescent-health-andageing/newborn-health/preterm-and-low-birthweight#:~:text=Preterm%20infants%20are%20born%20at,low%20birth%20weight%20each%20year.</p>
Heart diseases	<p>Examples: Acute rheumatic fever, cerebrovascular disease, pulmonary heart disease</p> <p>Heart disease refers to any disease or condition that affects the heart. This could include acute rheumatic fever, cerebrovascular disease, pulmonary heart disease, or a number of other conditions. Source: https://www.aapc.com/codes/icd-10-codes-range/100-199/</p>
Influenza and pneumonia	<p>Examples: Influenza due to identified and unidentified influenza viruses, viral pneumonia, bacterial pneumonia</p> <p>Influenza (flu) is a highly contagious respiratory illness caused by viruses. Pneumonia is a serious infection or inflammation of the lungs, which can block oxygen from reaching the bloodstream. Source: https://www.lung.org/lung-health-diseases/lung-disease-lookup/pneumonia/what-is-the-connection</p>
Maternal complications of pregnancy	<p>Examples: Periodontal disease, Group B streptococcus, or another medical condition.</p> <p>Maternal complications of pregnancy are health problems that occur during pregnancy that affect the mother. This can include complications from group B streptococcus infections, periodontal disease, unspecified complications from surgery or medical care, complications from prosthetic devices, and more. Source: https://www.aapc.com/codes/icd-10-codes/P00.8</p>
Maternal conditions that may be unrelated to present pregnancy	<p>Maternal Conditions That May Be Unrelated to Present Pregnancy Examples: Related to complications with eclampsia, maternal infection, or maternal existing health condition</p> <p>A maternal condition that may be unrelated to present pregnancy is when a fetus is affected by a medical condition of the mother. They can be affected by maternal hypertensive disorders, such as preeclampsia, maternal traumatic injury, or an infectious disease acquired by the mother, such as salmonella. Source: https://www.aapc.com/codes/icd-10-codes/P00</p>

Term	Definition
Other causes of death	<p>Examples: Osteomyelitis, Creutzfeldt-Jakob disease, Smallpox</p> <p>Other causes of death include a wide variety of issues. It could involve osteomyelitis, smallpox, chickenpox, or a number of other conditions. Source: https://www.flhealthcharts.gov/FLQUERY_New/Documents/InfantDeathQ_Data_Dictionary.pdf</p>
Perinatal period conditions	<p>Examples: Low birthweight, birth asphyxia, infection</p> <p>Perinatal period conditions refer to medical conditions that arise just around the time of birth. For infants, this includes conditions such as low birthweight, birth asphyxia, and infection. Low birthweight can cause several different issues, including respiratory distress syndrome, jaundice, hypoglycemia, and multiple other conditions. Birth asphyxia refers to absent or depressed breathing at the time of birth. Source: https://www.ncbi.nlm.nih.gov/books/NBK11742/table/A3602/?report=objectonly</p>
Sudden infant death syndrome	<p>Examples: Cot death, crib death, sudden unexplained or unexpected death in infancy</p> <p>Sudden Infant Death Syndrome (SIDS) refers to the unexpected death of an infant under one year old, which remains unexplained even after a thorough investigation. Source: https://safetosleep.nichd.nih.gov/about/sidsdefinition#:~:text=Sudden%20Infant%20Death%20Syndrome%20(SIDS,figure%20out%20what%20caused%20them.</p>
Unknown	<p>Examples: Newborn suspected to be affected by maternal injury, Neonatal cardiac failure, iatrogenic neonatal hypoglycemia</p> <p>Deaths of unknown cause and group. Source: https://www.cms.gov/Medicare/Coding/OutpatientCodeEdit/Downloads/ICD10-IOCE-Code-Lists.pdf</p>
Unintentional injuries	<p>Examples: Drowning, fall, and firearm discharge</p> <p>Unintentional injuries are deaths due to accidental or unintended causes. This covers a wide range of causes, and can include drowning, falls, firearm discharge, respiratory tract obstruction, and more. Source: https://www.flhealthcharts.gov/FLQUERY_New/Documents/InfantDeathQ_Data_Dictionary.pdf</p>
Unspecified cause	<p>Examples: Causes that cannot be medically determined</p> <p>Death due to unspecified cause is a code used when the medical providers attending the case cannot determine the fetal cause of death. Source: https://www.aapc.com/codes/icd-10-codes/P95#:~:text=ICD%2D10%20code%20P95%20for,originating%20in%20the%20perinatal%20period%20</p>

FIMR Region 1 Profile



Case Review Team


Escambia County Healthy Start Coalition, Inc.


Community Action Groups

Escambia County Healthy Start Coalition, Inc.

Healthy Start Coalition of Santa Rosa County, Inc.

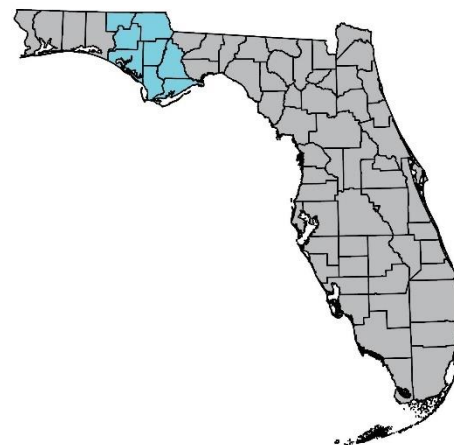
Healthy Start Coalition of Okaloosa and Walton Counties, Inc.

Fetal Mortality Data									
	Region 1 			Florida			Top 5 Leading Causes of Death, 2019-2023 (n=252)		
Year	Deaths	Births	Rate	Deaths	Births	Rate	Cause of Death	Count	Percent
2019	63	9,386	6.7	1,515	220,010	6.8	Complications of Placenta, Cord and Membranes	68	27.0
2020	41	8,943	4.6	1,445	209,645	6.8	Maternal Complications of Pregnancy	37	14.7
2021	39	9,451	4.1	1,572	216,189	7.2	Maternal Conditions That May Be Unrelated to Present Pregnancy	35	13.9
2022	56	9,224	6.0	1,523	224,403	6.7	Congenital Malformations, Deformations and Chromosomal Abnormalities	27	10.7
2023	53	9,061	5.8	1,489	220,892	6.7	Unspecified Cause	21	8.3

Infant Mortality Data									
	Region 1 			Florida			Top 5 Leading Causes of Death, 2019-2023 (n=320)		
Year	Deaths	Births	Rate	Deaths	Births	Rate	Cause of Death	Count	Percent
2019	66	9,386	7.0	1,328	220,010	6.0	Congenital Malformations, Deformations and Chromosomal Abnormalities	68	21.3
2020	54	8,943	6.0	1,213	209,645	5.8	Unintentional Injuries	50	15.6
2021	61	9,451	6.5	1,267	216,189	5.9	Disorders Related to Short Gestation and Low Birth Weight	30	9.4
2022	73	9,224	7.9	1,346	224,403	6.0	Bacterial Sepsis of Newborn	17	5.3
2023	66	9,061	7.3	1,333	220,892	6.0	Maternal Complications of Pregnancy	15	4.7

Data Source: FLHealthCHARTS

FIMR Region 2 Profile





Case Review Team

Bay, Franklin, Gulf Healthy Start Coalition, Inc.

Community Action Groups

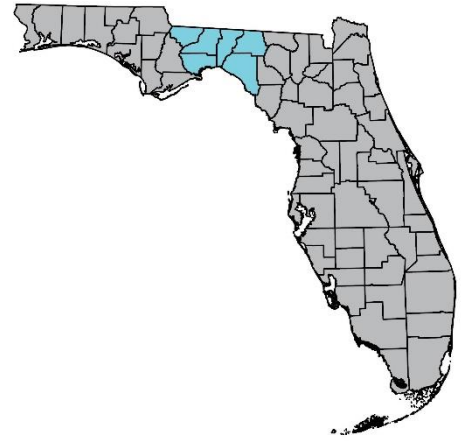
Bay, Franklin, Gulf Healthy Start Coalition, Inc
Chipola Healthy Start Coalition, Inc.

Fetal Mortality Data									
Year	Region 2 			Florida			Top 5 Leading Causes of Death, 2019-2023 (n=119)		
	Deaths	Births	Rate	Deaths	Births	Rate	Cause of Death	Count	Percent
2019	25	3,379	7.3	1,515	220,010	6.8	Complications of Placenta, Cord and Membranes	49	41.2
2020	25	3,214	7.7	1,445	209,645	6.8	Unspecified Cause	18	15.1
2021	25	3,415	7.3	1,572	216,189	7.2	Maternal Conditions That May Be Unrelated to Present Pregnancy	12	10.1
2022	23	3,457	6.6	1,523	224,403	6.7	Congenital Malformations, Deformations and Chromosomal Abnormalities	9	7.6
2023	21	3,478	6.0	1,489	220,892	6.7	Maternal Complications of Pregnancy	5	4.2

Infant Mortality Data									
Year	Region 2 			Florida			Top 5 Leading Causes of Death, 2019-2023 (n=170)		
	Deaths	Births	Rate	Deaths	Births	Rate	Cause of Death	Count	Percent
2019	33	3,379	9.8	1,328	220,010	6.0	Congenital Malformations, Deformations and Chromosomal Abnormalities	32	18.8
2020	33	3,214	10.3	1,213	209,645	5.8	Unintentional Injuries	20	11.8
2021	35	3,415	10.2	1,267	216,189	5.9	Disorders Related to Short Gestation and Low Birth Weight	19	11.2
2022	39	3,457	11.3	1,346	224,403	6.0	Maternal Complications of Pregnancy	8	4.7
2023	30	3,478	8.6	1,333	220,892	6.0	Complications of Placenta, Cord and Membranes	8	4.7
							Respiratory Distress of Newborn	8	4.7

Data Source: FLHealthCHARTS

FIMR Region 3 Profile



Case Review Team

Capital Area Healthy Start Coalition, Inc.


Community Action Groups

Gadsden County Healthy Start Coalition, Inc.


Capital Area Healthy Start Coalition, Inc.

Healthy Start Coalition of Jefferson, Madison and Taylor Counties, Inc.

Fetal Mortality Data

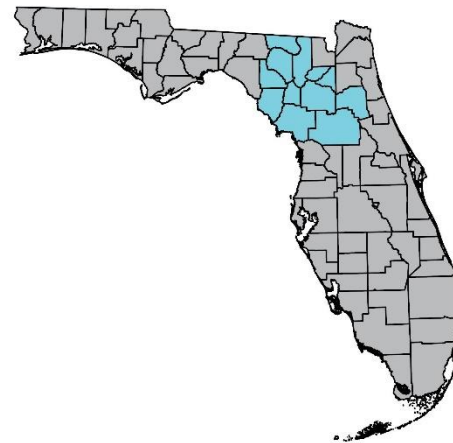
Year	Region 3 			Florida			Top 5 Leading Causes of Death, 2019-2023 (n=164)		
	Deaths	Births	Rate	Deaths	Births	Rate	Cause of Death	Count	Percent
2019	26	4,350	5.9	1,515	220,010	6.8	Complications of Placenta, Cord and Membranes	57	34.8
2020	30	4,270	7.0	1,445	209,645	6.8	Maternal Conditions That May Be Unrelated to Present Pregnancy	19	11.6
2021	36	4,131	8.6	1,572	216,189	7.2	Maternal Complications of Pregnancy	18	11.0
2022	32	4,113	7.7	1,523	224,403	6.7	Congenital Malformations, Deformations and Chromosomal Abnormalities	14	8.5
2023	40	4,017	9.9	1,489	220,892	6.7	Unspecified Cause	11	6.7

Infant Mortality Data

Year	Region 3 			Florida			Top 5 Leading Causes of Death, 2019-2023 (n=198)		
	Deaths	Births	Rate	Deaths	Births	Rate	Cause of Death	Count	Percent
2019	39	4,350	9.0	1,328	220,010	6.0	Maternal Complications of Pregnancy	40	20.2
2020	41	4,270	9.6	1,213	209,645	5.8	Congenital Malformations, Deformations and Chromosomal Abnormalities	24	12.1
2021	43	4,131	10.4	1,267	216,189	5.9	Disorders Related to Short Gestation and Low Birth Weight	23	11.6
2022	41	4,113	10.0	1,346	224,403	6.0	Unintentional Injuries	22	11.1
2023	34	4,017	8.5	1,333	220,892	6.0	Sudden Infant Death Syndrome	11	5.6

Data Source: FLHealthCHARTS

FIMR Region 4 Profile




Case Review Team

Healthy Start of North Central Florida, Inc.


Community Action Groups

Healthy Start of North Central Florida, Inc.

Fetal Mortality Data

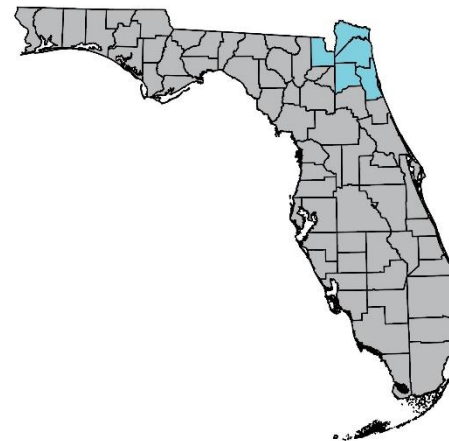
Fetal Mortality Data									
Year	Region 4 			Florida			Top 5 Leading Causes of Death, 2019-2023 (n=396)		
	Deaths	Births	Rate	Deaths	Births	Rate	Cause of Death	Count	Percent
2019	94	9,756	9.5	1,515	220,010	6.8	Complications of Placenta, Cord and Membranes	81	20.5
2020	73	9,424	7.7	1,445	209,645	6.8	Unspecified Cause	74	18.7
2021	86	9,527	8.9	1,572	216,189	7.2	Maternal Complications of Pregnancy	49	12.4
2022	72	9,724	7.3	1,523	224,403	6.7	Maternal Conditions That May Be Unrelated to Present Pregnancy	38	9.6
2023	71	9,554	7.4	1,489	220,892	6.7	Congenital Malformations, Deformations and Chromosomal Abnormalities	36	9.1

Infant Mortality Data

Infant Mortality Data									
Year	Region 4 			Florida			Top 5 Leading Causes of Death, 2019-2023 (n=385)		
	Deaths	Births	Rate	Deaths	Births	Rate	Cause of Death	Count	Percent
2019	86	9,756	8.8	1,328	220,010	6.0	Congenital Malformations, Deformations and Chromosomal Abnormalities	59	15.3
2020	85	9,424	9.0	1,213	209,645	5.8	Disorders Related to Short Gestation and Low Birth Weight	50	13.0
2021	76	9,527	8.0	1,267	216,189	5.9	Unintentional Injuries	37	9.6
2022	64	9,724	6.6	1,346	224,403	6.0	Sudden Infant Death Syndrome	31	8.1
2023	74	9,554	7.7	1,333	220,892	6.0	Maternal Complications of Pregnancy	26	6.8

Data Source: FLHealthCHARTS

FIMR Region 5 Profile





Case Review Team

Northeast Florida Heathy Start Coalition, Inc.

Community Action Groups

Northeast Florida Heathy Start Coalition, Inc.

Fetal Mortality Data									
Year	Region 5 			Florida			Top 5 Leading Causes of Death, 2019-2023 (n=653)		
	Deaths	Births	Rate	Deaths	Births	Rate	Cause of Death	Count	Percent
2019	132	18,683	7.0	1,515	220,010	6.8	Complications of Placenta, Cord and Membranes	192	29.4
2020	134	17,920	7.4	1,445	209,645	6.8	Maternal Conditions That May Be Unrelated to Present Pregnancy	90	13.8
2021	117	18,366	6.3	1,572	216,189	7.2	Maternal Complications of Pregnancy	85	13.0
2022	158	18,634	8.4	1,523	224,403	6.7	Unspecified Cause	69	10.6
2023	112	18,618	6.0	1,489	220,892	6.7	Congenital Malformations, Deformations and Chromosomal Abnormalities	62	9.5

Infant Mortality Data									
Year	Region 5 			Florida			Top 5 Leading Causes of Death, 2019-2023 (n=638)		
	Deaths	Births	Rate	Deaths	Births	Rate	Cause of Death	Count	Percent
2019	136	18,683	7.3	1,328	220,010	6.0	Congenital Malformations, Deformations and Chromosomal Abnormalities	109	17.1
2020	128	17,920	7.1	1,213	209,645	5.8	Disorders Related to Short Gestation and Low Birth Weight	102	16.0
2021	116	18,366	6.3	1,267	216,189	5.9	Sudden Infant Death Syndrome	66	10.3
2022	119	18,634	6.4	1,346	224,403	6.0	Unintentional Injuries	41	6.4
2023	139	18,618	7.5	1,333	220,892	6.0	Bacterial Sepsis of Newborn	35	5.5

Data Source: FLHealthCHARTS

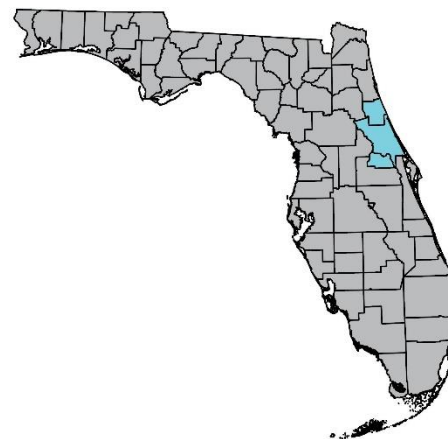
FIMR Region 6 Profile

Case Review Team

The Healthy Start Coalition of Flagler and Volusia Counties, Inc.

Community Action Groups

The Healthy Start Coalition of Flagler and Volusia Counties, Inc.
Healthy Start Coalition of Seminole County

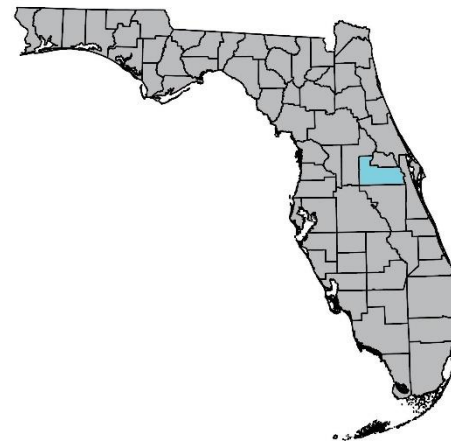


Fetal Mortality Data									
Year	Region 6			Florida			Top 5 Leading Causes of Death, 2019-2023 (n=341)		
	Deaths	Births	Rate	Deaths	Births	Rate	Cause of Death	Count	Percent
2019	76	10,314	7.3	1,515	220,010	6.8	Complications of Placenta, Cord and Membranes	115	33.7
2020	68	9,921	6.8	1,445	209,645	6.8	Maternal Conditions That May Be Unrelated to Present Pregnancy	45	13.2
2021	70	10,260	6.8	1,572	216,189	7.2	Unspecified Cause	42	12.3
2022	58	10,639	5.4	1,523	224,403	6.7	Maternal Complications of Pregnancy	41	12.0
2023	69	10,145	6.8	1,489	220,892	6.7	Congenital Malformations, Deformations and Chromosomal Abnormalities	34	10.0

Infant Mortality Data									
Year	Region 6			Florida			Top 5 Leading Causes of Death, 2019-2023 (n=272)		
	Deaths	Births	Rate	Deaths	Births	Rate	Cause of Death	Count	Percent
2019	61	10,314	5.9	1,328	220,010	6.0	Congenital Malformations, Deformations and Chromosomal Abnormalities	59	21.7
2020	55	9,921	5.5	1,213	209,645	5.8	Disorders Related to Short Gestation and Low Birth Weight	27	9.9
2021	48	10,260	4.7	1,267	216,189	5.9	Maternal Complications of Pregnancy	25	9.2
2022	56	10,639	5.3	1,346	224,403	6.0	Sudden Infant Death Syndrome	24	8.8
2023	52	10,145	5.1	1,333	220,892	6.0	Unintentional Injuries	20	7.4

Data Source: FLHealthCHARTS

FIMR Region 7 Profile



Case Review Team

Healthy Start Coalition of Orange County, Inc.

Community Action Groups

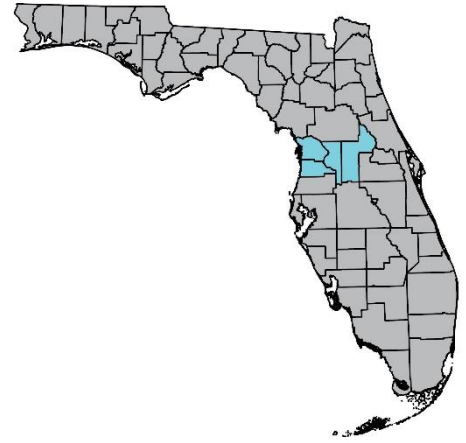
Healthy Start Coalition of Orange County, Inc.

Fetal Mortality Data									
Year	Region 7			Florida			Top 5 Leading Causes of Death, 2019-2023 (n=575)		
	Deaths	Births	Rate	Deaths	Births	Rate	Cause of Death	Count	Percent
2019	124	16,621	7.4	1,515	220,010	6.8	Complications of Placenta, Cord and Membranes	178	31.0
2020	121	15,703	7.6	1,445	209,645	6.8	Unspecified Cause	80	13.9
2021	123	16,054	7.6	1,572	216,189	7.2	Maternal Complications of Pregnancy	73	12.7
2022	121	16,717	7.2	1,523	224,403	6.7	Maternal Conditions That May Be Unrelated to Present Pregnancy	69	12.0
2023	86	16,247	5.3	1,489	220,892	6.7	Congenital Malformations, Deformations and Chromosomal Abnormalities	51	8.9

Infant Mortality Data									
Year	Region 7			Florida			Top 5 Leading Causes of Death, 2019-2023 (n=461)		
	Deaths	Births	Rate	Deaths	Births	Rate	Cause of Death	Count	Percent
2019	96	16,621	5.8	1,328	220,010	6.0	Congenital Malformations, Deformations and Chromosomal Abnormalities	78	16.9
2020	82	15,703	5.2	1,213	209,645	5.8	Disorders Related to Short Gestation and Low Birth Weight	76	16.5
2021	93	16,054	5.8	1,267	216,189	5.9	Maternal Complications of Pregnancy	59	12.8
2022	96	16,717	5.7	1,346	224,403	6.0	Sudden Infant Death Syndrome	43	9.3
2023	94	16,247	5.8	1,333	220,892	6.0	Bacterial Sepsis of Newborn	20	4.3


Data Source: FLHealthCHARTS


FIMR Region 8 Profile



Case Review Team
Central Healthy Start, Inc.

Community Action Groups
Central Healthy Start, Inc.

Fetal Mortality Data									
Year	Region 8 			Florida			Top 5 Leading Causes of Death, 2019-2023 (n=262)		
	Deaths	Births	Rate	Deaths	Births	Rate	Cause of Death	Count	Percent
2019	38	6,481	5.8	1,515	220,010	6.8	Complications of Placenta, Cord and Membranes	64	24.4
2020	55	6,400	8.5	1,445	209,645	6.8	Unspecified Cause	39	14.9
2021	64	6,651	9.5	1,572	216,189	7.2	Maternal Conditions That May Be Unrelated to Present Pregnancy	35	13.4
2022	58	6,999	8.2	1,523	224,403	6.7	Maternal Complications of Pregnancy	27	10.3
2023	47	7,152	6.5	1,489	220,892	6.7	Congenital Malformations, Deformations and Chromosomal Abnormalities	23	8.8

Infant Mortality Data									
Year	Region 8 			Florida			Top 5 Leading Causes of Death, 2019-2023 (n=216)		
	Deaths	Births	Rate	Deaths	Births	Rate	Cause of Death	Count	Percent
2019	55	6,481	8.5	1,328	220,010	6.0	Congenital Malformations, Deformations and Chromosomal Abnormalities	47	21.8
2020	40	6,400	6.3	1,213	209,645	5.8	Disorders Related to Short Gestation and Low Birth Weight	26	12.0
2021	34	6,651	5.1	1,267	216,189	5.9	Unintentional Injuries	25	11.6
2022	38	6,999	5.4	1,346	224,403	6.0	Maternal Complications of Pregnancy	14	6.5
2023	49	7,152	6.9	1,333	220,892	6.0	Bacterial Sepsis of Newborn	9	4.2

Data Source: FLHealthCHARTS

FIMR Region 9 Profile


Case Review Team


Healthy Start Coalition of Pasco County, Inc.

Community Action Groups

Healthy Start Coalition of Pasco County, Inc.

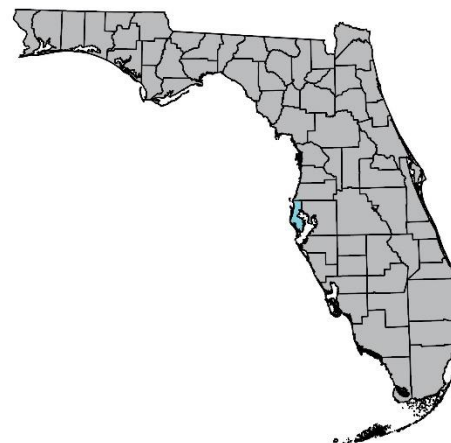


Fetal Mortality Data									
Year	Region 9 			Florida			Top 5 Leading Causes of Death, 2019-2023 (n=162)		
	Deaths	Births	Rate	Deaths	Births	Rate	Cause of Death	Count	Percent
2019	29	5,092	5.7	1,515	220,010	6.8	Complications of Placenta, Cord and Membranes	45	27.8
2020	22	4,968	4.4	1,445	209,645	6.8	Maternal Conditions That May Be Unrelated to Present Pregnancy	25	15.4
2021	40	5,306	7.5	1,572	216,189	7.2	Unspecified Cause	20	12.3
2022	35	5,712	6.1	1,523	224,403	6.7	Maternal Complications of Pregnancy	14	8.6
2023	36	5,790	6.2	1,489	220,892	6.7	Congenital Malformations, Deformations and Chromosomal Abnormalities	13	8.0

Infant Mortality Data									
Year	Region 9 			Florida			Top 5 Leading Causes of Death, 2019-2023 (n=145)		
	Deaths	Births	Rate	Deaths	Births	Rate	Cause of Death	Count	Percent
2019	26	5,092	5.1	1,328	220,010	6.0	Congenital Malformations, Deformations and Chromosomal Abnormalities	21	14.5
2020	35	4,968	7.0	1,213	209,645	5.8	Unintentional Injuries	19	13.1
2021	21	5,306	4.0	1,267	216,189	5.9	Disorders Related to Short Gestation and Low Birth Weight	17	11.7
2022	28	5,712	4.9	1,346	224,403	6.0	Maternal Complications of Pregnancy	16	11.0
2023	35	5,790	6.0	1,333	220,892	6.0	Complications of Placenta, Cord and Membranes	10	6.9

Data Source: FLHealthCHARTS

FIMR Region 10 Profile



Case Review Team

Healthy Start Coalition of Pinellas County, Inc.

Community Action Groups

Healthy Start Coalition of Pinellas County, Inc.

Fetal Mortality Data

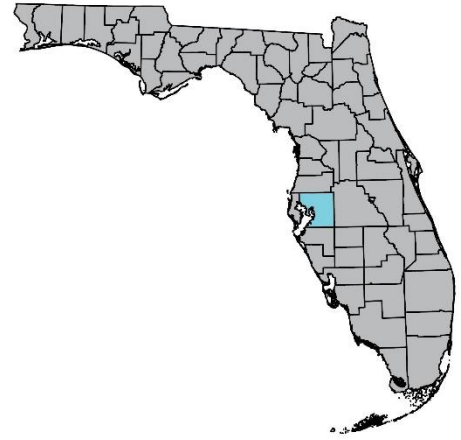
Year	Region 10			Florida			Top 5 Leading Causes of Death, 2019-2023 (n=243)		
	Deaths	Births	Rate	Deaths	Births	Rate	Cause of Death	Count	Percent
2019	55	7,894	6.9	1,515	220,010	6.8	Complications of Placenta, Cord and Membranes	66	27.2
2020	51	7,461	6.8	1,445	209,645	6.8	Maternal Conditions That May Be Unrelated to Present Pregnancy	36	14.8
2021	60	7,362	8.1	1,572	216,189	7.2	Maternal Complications of Pregnancy	32	13.2
2022	43	7,450	5.7	1,523	224,403	6.7	Congenital Malformations, Deformations and Chromosomal Abnormalities	28	11.5
2023	34	7,000	4.8	1,489	220,892	6.7	Unspecified Cause	26	10.7

Infant Mortality Data

Year	Region 10			Florida			Top 5 Leading Causes of Death, 2019-2023 (n=208)		
	Deaths	Births	Rate	Deaths	Births	Rate	Cause of Death	Count	Percent
2019	43	7,894	5.4	1,328	220,010	6.0	Disorders Related to Short Gestation and Low Birth Weight	36	17.3
2020	43	7,461	5.8	1,213	209,645	5.8	Congenital Malformations, Deformations and Chromosomal Abnormalities	32	15.4
2021	44	7,362	6.0	1,267	216,189	5.9	Maternal Complications of Pregnancy	27	13.0
2022	46	7,450	6.2	1,346	224,403	6.0	Unintentional Injuries	18	8.7
2023	32	7,000	4.6	1,333	220,892	6.0	Complications of Placenta, Cord and Membranes	13	6.3

Data Source: FLHealthCHARTS

FIMR Region 11 Profile



Case Review Team

Healthy Start Coalition of Hillsborough County, Inc.

Community Action Groups

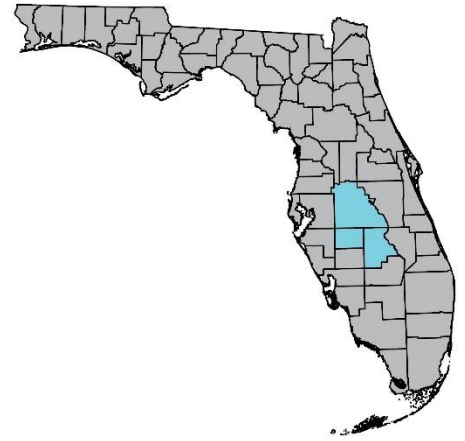
Healthy Start Coalition of Hillsborough County, Inc.

Fetal Mortality Data									
Year	Region 11			Florida			Top 5 Leading Causes of Death, 2019-2023 (n=534)		
	Deaths	Births	Rate	Deaths	Births	Rate	Cause of Death	Count	Percent
2019	110	17,178	6.4	1,515	220,010	6.8	Complications of Placenta, Cord and Membranes	100	18.7
2020	108	16,586	6.5	1,445	209,645	6.8	Unspecified Cause	88	16.5
2021	115	17,175	6.7	1,572	216,189	7.2	Maternal Complications of Pregnancy	75	14.0
2022	84	17,220	4.9	1,523	224,403	6.7	Maternal Conditions That May Be Unrelated to Present Pregnancy	68	12.7
2023	117	16,804	6.9	1,489	220,892	6.7	Congenital Malformations, Deformations and Chromosomal Abnormalities	29	5.4

Infant Mortality Data									
Year	Region 11			Florida			Top 5 Leading Causes of Death, 2019-2023 (n=585)		
	Deaths	Births	Rate	Deaths	Births	Rate	Cause of Death	Count	Percent
2019	113	17,178	6.6	1,328	220,010	6.0	Disorders Related to Short Gestation and Low Birth Weight	118	20.2
2020	119	16,586	7.2	1,213	209,645	5.8	Congenital Malformations, Deformations and Chromosomal Abnormalities	85	14.5
2021	121	17,175	7.0	1,267	216,189	5.9	Maternal Complications of Pregnancy	66	11.3
2022	106	17,220	6.2	1,346	224,403	6.0	Unintentional Injuries	49	8.4
2023	126	16,804	7.5	1,333	220,892	6.0	Bacterial Sepsis of Newborn	25	4.3

Data Source: FLHealthCHARTS

FIMR Region 12 Profile



Case Review Team

Healthy Start Coalition of Hardee, Highlands and Polk Counties, Inc.

Community Action Groups

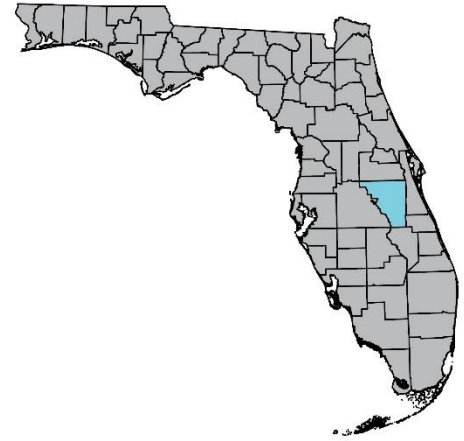
Healthy Start Coalition of Hardee, Highlands and Polk Counties, Inc.

Fetal Mortality Data									
Year	Region 12			Florida			Top 5 Leading Causes of Death, 2019-2023 (n=380)		
	Deaths	Births	Rate	Deaths	Births	Rate	Cause of Death	Count	Percent
2019	73	9,374	7.7	1,515	220,010	6.8	Complications of Placenta, Cord and Membranes	96	25.3
2020	60	9,100	6.6	1,445	209,645	6.8	Unspecified Cause	65	17.1
2021	83	9,653	8.5	1,572	216,189	7.2	Maternal Complications of Pregnancy	33	8.7
2022	84	10,343	8.1	1,523	224,403	6.7	Congenital Malformations, Deformations and Chromosomal Abnormalities	33	8.7
2023	80	10,418	7.6	1,489	220,892	6.7	Disorders Related to Short Gestation and Low Birth Weight	23	6.1

Infant Mortality Data									
Year	Region 12			Florida			Top 5 Leading Causes of Death, 2019-2023 (n=348)		
	Deaths	Births	Rate	Deaths	Births	Rate	Cause of Death	Count	Percent
2019	65	9,374	6.9	1,328	220,010	6.0	Congenital Malformations, Deformations and Chromosomal Abnormalities	63	18.1
2020	64	9,100	7.0	1,213	209,645	5.8	Unintentional Injuries	57	16.4
2021	71	9,653	7.4	1,267	216,189	5.9	Disorders Related to Short Gestation and Low Birth Weight	47	13.5
2022	84	10,343	8.1	1,346	224,403	6.0	Maternal Complications of Pregnancy	18	5.2
2023	64	10,418	6.1	1,333	220,892	6.0	Bacterial Sepsis of Newborn	17	4.9

Data Source: FLHealthCHARTS

FIMR Region 13 Profile





Case Review Team

The Healthy Start Coalition of Osceola County, Inc.

Community Action Groups

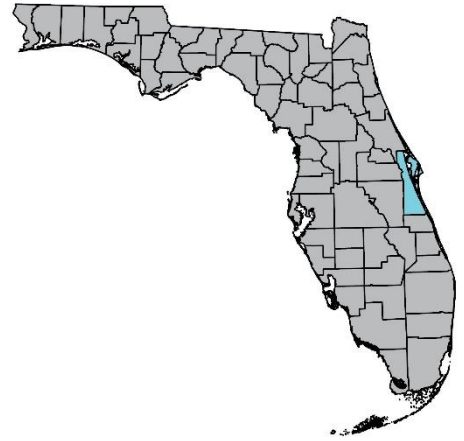
The Healthy Start Coalition of Osceola County, Inc.

Fetal Mortality Data									
Year	Region 13 			Florida			Top 5 Leading Causes of Death, 2019-2023 (n=160)		
	Deaths	Births	Rate	Deaths	Births	Rate	Cause of Death	Count	Percent
2019	30	4,440	6.7	1,515	220,010	6.8	Complications of Placenta, Cord and Membranes	46	28.8
2020	23	4,482	5.1	1,445	209,645	6.8	Unspecified Cause	22	13.8
2021	40	4,705	8.4	1,572	216,189	7.2	Maternal Conditions That May Be Unrelated to Present Pregnancy	20	12.5
2022	34	4,978	6.8	1,523	224,403	6.7	Maternal Complications of Pregnancy	15	9.4
2023	33	4,955	6.6	1,489	220,892	6.7	Congenital Malformations, Deformations and Chromosomal Abnormalities	13	8.1

Infant Mortality Data									
Year	Region 13 			Florida			Top 5 Leading Causes of Death, 2019-2023 (n=108)		
	Deaths	Births	Rate	Deaths	Births	Rate	Cause of Death	Count	Percent
2019	21	4,440	4.7	1,328	220,010	6.0	Congenital Malformations, Deformations and Chromosomal Abnormalities	18	16.7
2020	20	4,482	4.5	1,213	209,645	5.8	Disorders Related to Short Gestation and Low Birth Weight	17	15.7
2021	17	4,705	3.6	1,267	216,189	5.9	Maternal Complications of Pregnancy	11	10.2
2022	20	4,978	4.0	1,346	224,403	6.0	Sudden Infant Death Syndrome	6	5.6
2023	30	4,955	6.1	1,333	220,892	6.0	Respiratory Distress of Newborn	5	4.6

Data Source: FLHealthCHARTS

FIMR Region 14 Profile





Case Review Team

Healthy Start Coalition of Brevard County, Inc.

Community Action Groups

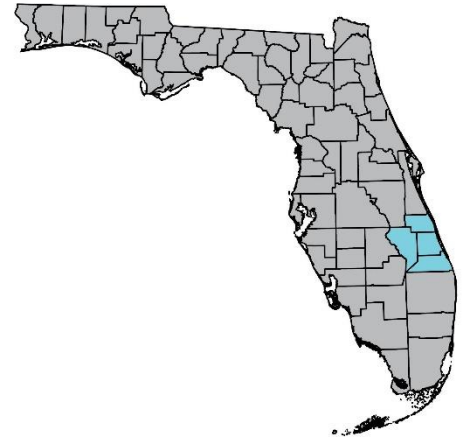
Healthy Start Coalition of Brevard County, Inc.

Fetal Mortality Data									
Year	Region 14 			Florida			Top 5 Leading Causes of Death, 2019-2023 (n=154)		
	Deaths	Births	Rate	Deaths	Births	Rate	Cause of Death	Count	Percent
2019	31	5,185	5.9	1,515	220,010	6.8	Complications of Placenta, Cord and Membranes	35	22.7
2020	30	4,918	6.1	1,445	209,645	6.8	Maternal Complications of Pregnancy	25	16.2
2021	35	5,064	6.9	1,572	216,189	7.2	Unspecified Cause	20	13.0
2022	29	5,238	5.5	1,523	224,403	6.7	Congenital Malformations, Deformations and Chromosomal Abnormalities	16	10.4
2023	29	5,253	5.5	1,489	220,892	6.7	Maternal Conditions That May Be Unrelated to Present Pregnancy	15	9.7

Infant Mortality Data									
Year	Region 14 			Florida			Top 5 Leading Causes of Death, 2019-2023 (n=161)		
	Deaths	Births	Rate	Deaths	Births	Rate	Cause of Death	Count	Percent
2019	29	5,185	5.6	1,328	220,010	6.0	Congenital Malformations, Deformations and Chromosomal Abnormalities	31	19.3
2020	32	4,918	6.5	1,213	209,645	5.8	Disorders Related to Short Gestation and Low Birth Weight	20	12.4
2021	31	5,064	6.1	1,267	216,189	5.9	Maternal Complications of Pregnancy	12	7.5
2022	36	5,238	6.9	1,346	224,403	6.0	Unintentional Injuries	12	7.5
2023	33	5,253	6.3	1,333	220,892	6.0	Sudden Infant Death Syndrome	9	5.6

Data Source: FLHealthCHARTS

FIMR Region 15 Profile



Case Review Team

Indian River Healthy Start Coalition, Inc.

Community Action Groups

Indian River Healthy Start Coalition, Inc.

Okeechobee County Family Health/Healthy Start Coalition, Inc.

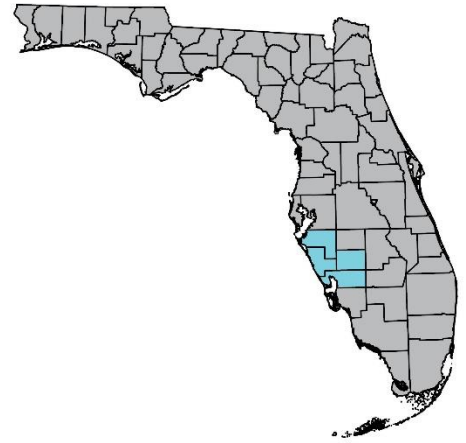
Healthy Start Coalition of St. Lucie County, Inc. Martin County Healthy Start Coalition, Inc.

Fetal Mortality Data									
Year	Region 15			Florida			Top 5 Leading Causes of Death, 2019-2023 (n=226)		
	Deaths	Births	Rate	Deaths	Births	Rate	Cause of Death	Count	Percent
2019	34	6,067	5.6	1,515	220,010	6.8	Complications of Placenta, Cord and Membranes	55	24.3
2020	42	5,972	7.0	1,445	209,645	6.8	Maternal Conditions That May Be Unrelated to Present Pregnancy	32	14.2
2021	38	6,421	5.9	1,572	216,189	7.2	Unspecified Cause	29	12.8
2022	66	6,803	9.6	1,523	224,403	6.7	Maternal Complications of Pregnancy	27	11.9
2023	46	6,746	6.8	1,489	220,892	6.7	Congenital Malformations, Deformations and Chromosomal Abnormalities	22	9.7

Infant Mortality Data									
Year	Region 15			Florida			Top 5 Leading Causes of Death, 2019-2023 (n=170)		
	Deaths	Births	Rate	Deaths	Births	Rate	Cause of Death	Count	Percent
2019	36	6,067	5.9	1,328	220,010	6.0	Congenital Malformations, Deformations and Chromosomal Abnormalities	35	20.6
2020	25	5,972	4.2	1,213	209,645	5.8	Sudden Infant Death Syndrome	17	10.0
2021	36	6,421	5.6	1,267	216,189	5.9	Unintentional Injuries	15	8.8
2022	43	6,803	6.3	1,346	224,403	6.0	Disorders Related to Short Gestation and Low Birth Weight	15	8.8
2023	30	6,746	4.4	1,333	220,892	6.0	Maternal Complications of Pregnancy	10	5.9

Data Source: FLHealthCHARTS

FIMR Region 16 Profile



Case Review Team

Healthy Start Coalition of Sarasota County, Inc.


Community Action Groups


Healthy Start Coalition of Sarasota County, Inc.

Healthy Start Coalition of Manatee County, Inc.

DeSoto County Health Department

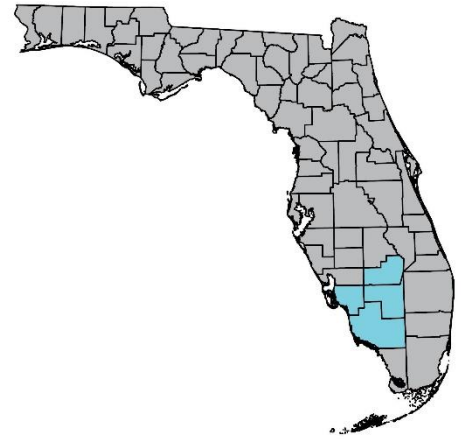
Charlotte County Healthy Start Coalition, Inc.

Fetal Mortality Data									
Year	Region 16 			Florida			Top 5 Leading Causes of Death, 2019-2023 (n=276)		
	Deaths	Births	Rate	Deaths	Births	Rate	Cause of Death	Count	Percent
2019	46	7,718	5.9	1,515	220,010	6.8	Complications of Placenta, Cord and Membranes	68	24.6
2020	61	7,445	8.1	1,445	209,645	6.8	Unspecified Cause	51	18.5
2021	57	8,013	7.1	1,572	216,189	7.2	Maternal Conditions That May Be Unrelated to Present Pregnancy	32	11.6
2022	50	8,212	6.1	1,523	224,403	6.7	Maternal Complications of Pregnancy	30	10.9
2023	62	8,287	7.4	1,489	220,892	6.7	Congenital Malformations, Deformations and Chromosomal Abnormalities	29	10.5

Infant Mortality Data									
Year	Region 16 			Florida			Top 5 Leading Causes of Death, 2019-2023 (n=219)		
	Deaths	Births	Rate	Deaths	Births	Rate	Cause of Death	Count	Percent
2019	38	7,718	4.9	1,328	220,010	6.0	Congenital Malformations, Deformations and Chromosomal Abnormalities	47	21.5
2020	42	7,445	5.6	1,213	209,645	5.8	Disorders Related to Short Gestation and Low Birth Weight	29	13.2
2021	53	8,013	6.6	1,267	216,189	5.9	Unintentional Injuries	27	12.3
2022	40	8,212	4.9	1,346	224,403	6.0	Maternal Complications of Pregnancy	22	10.0
2023	46	8,287	5.6	1,333	220,892	6.0	Complications of Placenta, Cord and Membranes	12	5.5

Data Source: FLHealthCHARTS

FIMR Region 17 Profile



Case Review Team

Healthy Start Coalition of Southwest Florida, Inc.

Community Action Groups

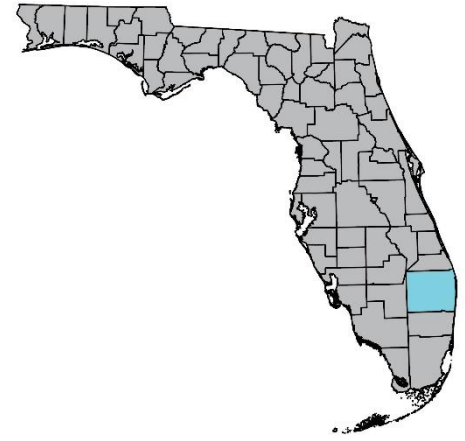
Healthy Start Coalition of Southwest Florida, Inc.

Fetal Mortality Data									
Year	Region 17			Florida			Top 5 Leading Causes of Death, 2019-2023 (n=355)		
	Deaths	Births	Rate	Deaths	Births	Rate	Cause of Death	Count	Percent
2019	63	10,713	5.8	1,515	220,010	6.8	Complications of Placenta, Cord and Membranes	111	31.3
2020	55	10,510	5.2	1,445	209,645	6.8	Maternal Complications of Pregnancy	43	12.1
2021	83	11,032	7.5	1,572	216,189	7.2	Unspecified Cause	40	11.3
2022	70	11,619	6.0	1,523	224,403	6.7	Maternal Conditions That May Be Unrelated to Present Pregnancy	34	9.6
2023	84	11,937	7.0	1,489	220,892	6.7	Congenital Malformations, Deformations and Chromosomal Abnormalities	30	8.5

Infant Mortality Data									
Year	Region 17			Florida			Top 5 Leading Causes of Death, 2019-2023 (n=294)		
	Deaths	Births	Rate	Deaths	Births	Rate	Cause of Death	Count	Percent
2019	59	10,713	5.5	1,328	220,010	6.0	Congenital Malformations, Deformations and Chromosomal Abnormalities	58	19.7
2020	44	10,510	4.2	1,213	209,645	5.8	Disorders Related to Short Gestation and Low Birth Weight	37	12.6
2021	73	11,032	6.6	1,267	216,189	5.9	Maternal Complications of Pregnancy	30	10.2
2022	50	11,619	4.3	1,346	224,403	6.0	Unintentional Injuries	30	10.2
2023	68	11,937	5.7	1,333	220,892	6.0	Complications of Placenta, Cord and Membranes	21	7.1

Data Source: FLHealthCHARTS

FIMR Region 18 Profile





Case Review Team

Healthy Start Coalition of Palm Beach County, Inc.

Community Action Groups

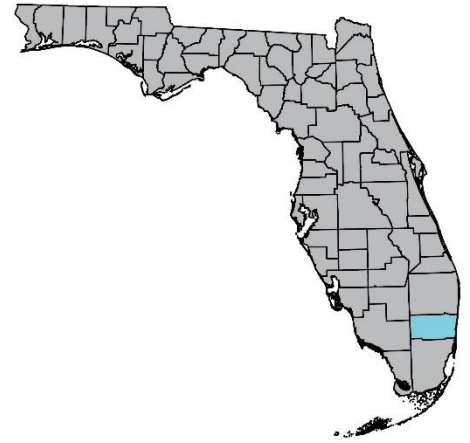
Healthy Start Coalition of Palm Beach County, Inc.

Fetal Mortality Data									
Year	Region 18 			Florida			Top 5 Leading Causes of Death, 2019-2023 (n=494)		
	Deaths	Births	Rate	Deaths	Births	Rate	Cause of Death	Count	Percent
2019	97	14,737	6.5	1,515	220,010	6.8	Complications of Placenta, Cord and Membranes	129	26.1
2020	89	14,112	6.3	1,445	209,645	6.8	Maternal Complications of Pregnancy	87	17.6
2021	106	14,489	7.3	1,572	216,189	7.2	Unspecified Cause	77	15.6
2022	100	15,513	6.4	1,523	224,403	6.7	Maternal Conditions That May Be Unrelated to Present Pregnancy	45	9.1
2023	102	15,061	6.7	1,489	220,892	6.7	Congenital Malformations, Deformations and Chromosomal	41	8.3

Infant Mortality Data									
Year	Region 18 			Florida			Top 5 Leading Causes of Death, 2019-2023 (n=348)		
	Deaths	Births	Rate	Deaths	Births	Rate	Cause of Death	Count	Percent
2019	69	14,737	4.7	1,328	220,010	6.0	Congenital Malformations, Deformations and Chromosomal Abnormalities	65	18.7
2020	54	14,112	3.8	1,213	209,645	5.8	Disorders Related to Short Gestation and Low Birth Weight	39	11.2
2021	72	14,489	5.0	1,267	216,189	5.9	Unintentional Injuries	28	8.0
2022	71	15,513	4.6	1,346	224,403	6.0	Bacterial Sepsis of Newborn	25	7.2
2023	82	15,061	5.4	1,333	220,892	6.0	Diseases of the Circulatory System	17	4.9

Data Source: FLHealthCHARTS

FIMR Region 19 Profile



Case Review Team

Broward Healthy Start Coalition, Inc

Community Action Groups

Broward Healthy Start Coalition, Inc

Fetal Mortality Data									
	Region 19			Florida			Top 5 Leading Causes of Death, 2019-2023 (n=768)		
Year	Deaths	Births	Rate	Deaths	Births	Rate	Cause of Death	Count	Percent
2019	162	21,724	7.4	1,515	220,010	6.8	Complications of Placenta, Cord and Membranes	239	31.1
2020	150	19,943	7.5	1,445	209,645	6.8	Maternal Complications of Pregnancy	142	18.5
2021	144	20,303	7.0	1,572	216,189	7.2	Maternal Conditions That May Be Unrelated to Present Pregnancy	98	12.8
2022	166	21,290	7.7	1,523	224,403	6.7	Unspecified Cause	86	11.2
2023	146	20,116	7.2	1,489	220,892	6.7	Congenital Malformations, Deformations and Chromosomal Abnormalities	41	5.3

Infant Mortality Data									
	Region 19			Florida			Top 5 Leading Causes of Death, 2019-2023 (n=536)		
Year	Deaths	Births	Rate	Deaths	Births	Rate	Cause of Death	Count	Percent
2019	114	21,724	5.2	1,328	220,010	6.0	Congenital Malformations, Deformations and Chromosomal Abnormalities	115	21.5
2020	101	19,943	5.1	1,213	209,645	5.8	Disorders Related to Short Gestation and Low Birth Weight	83	15.5
2021	107	20,303	5.3	1,267	216,189	5.9	Sudden Infant Death Syndrome	29	5.4
2022	113	21,290	5.3	1,346	224,403	6.0	Maternal Complications of Pregnancy	27	5.0
2023	101	20,116	5.0	1,333	220,892	6.0	Bacterial Sepsis of Newborn	19	3.5

Data Source: FLHealthCHARTS

FIMR Region 20 Profile



Case Review Team

Healthy Start Coalition of Miami-Dade, Inc.

Community Action Groups

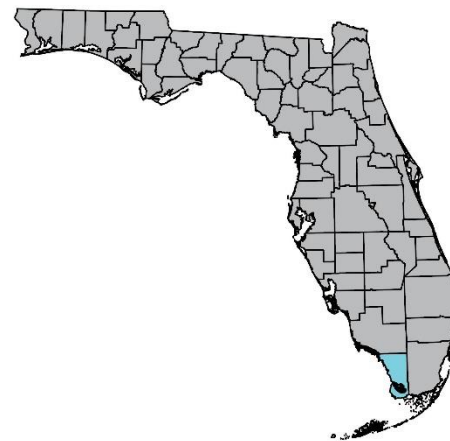
Healthy Start Coalition of Miami-Dade, Inc.

Fetal Mortality Data									
	Region 20			Florida			Top 5 Leading Causes of Death, 2019-2023 (n=994)		
Year	Deaths	Births	Rate	Deaths	Births	Rate	Cause of Death	Count	Percent
2019	202	30,258	6.6	1,515	220,010	6.8	Complications of Placenta, Cord and Membranes	231	23.2
2020	201	27,663	7.2	1,445	209,645	6.8	Maternal Complications of Pregnancy	166	16.7
2021	204	28,098	7.2	1,572	216,189	7.2	Maternal Conditions That May Be Unrelated to Present Pregnancy	124	12.5
2022	175	29,754	5.8	1,523	224,403	6.7	Unspecified Cause	119	12.0
2023	212	29,530	7.1	1,489	220,892	6.7	Congenital Malformations, Deformations and Chromosomal Abnormalities	64	6.4

Infant Mortality Data									
	Region 20			Florida			Top 5 Leading Causes of Death, 2019-2023 (n=687)		
Year	Deaths	Births	Rate	Deaths	Births	Rate	Cause of Death	Count	Percent
2019	142	30,258	4.7	1,328	220,010	6.0	Congenital Malformations, Deformations and Chromosomal Abnormalities	142	20.7
2020	114	27,663	4.1	1,213	209,645	5.8	Disorders Related to Short Gestation and Low Birth Weight	75	10.9
2021	112	28,098	4.0	1,267	216,189	5.9	Maternal Complications of Pregnancy	36	5.2
2022	176	29,754	5.9	1,346	224,403	6.0	Bacterial Sepsis of Newborn	32	4.7
2023	143	29,530	4.8	1,333	220,892	6.0	Complications of Placenta, Cord and Membranes	25	3.6
							Unintentional Injuries	25	3.6
							Diseases of the Circulatory System	25	3.6

Data Source: FLHealthCHARTS

FIMR Region 21 Profile



Case Review Team

Florida Keys Healthy Start Coalition, Inc.

Community Action Groups

Florida Keys Healthy Start Coalition, Inc.

Fetal Mortality Data									
Year	Region 21			Florida			Top 5 Leading Causes of Death, 2019-2023 (n=26)		
	Deaths	Births	Rate	Deaths	Births	Rate	Cause of Death	Count	Percent
2019	5	650	7.6	1,515	220,010	6.8	Complications of Placenta, Cord and Membranes	10	38.5
2020	<5	677	-	1,445	209,645	6.8	Maternal Complications of Pregnancy	5	19.2
2021	5	696	7.1	1,572	216,189	7.2	Maternal Conditions That May Be Unrelated to Present Pregnancy	<5	-
2022	5	752	6.6	1,523	224,403	6.7	Unspecified Cause	<5	-
2023	7	688	10.1	1,489	220,892	6.7	Congenital Malformations, Deformations and Chromosomal Abnormalities	<5	-

Infant Mortality Data									
Year	Region 21			Florida			Top 5 Leading Causes of Death, 2019-2023 (n=15)		
	Deaths	Births	Rate	Deaths	Births	Rate	Cause of Death	Count	Percent
2019	<5	650	-	1,328	220,010	6.0	Congenital Malformations, Deformations and Chromosomal Abnormalities	<5	-
2020	<5	677	-	1,213	209,645	5.8	Maternal Complications of Pregnancy	<5	-
2021	<5	696	-	1,267	216,189	5.9	Disorders Related to Short Gestation and Low Birth Weight	<5	-
2022	5	752	6.6	1,346	224,403	6.0	Respiratory Distress of Newborn	<5	-
2023	5	688	7.3	1,333	220,892	6.0	Septicemia	<5	-
							Diseases of the Circulatory System	<5	-

Data Source: FLHealthCHARTS
Counts <5 suppressed

Improvement Strategies

The Department implements programs and initiatives to improve fetal and infant health outcomes, including the following:

- A contract with the Florida Perinatal Quality Collaborative, housed at the University of South Florida, to improve infant and maternal health outcomes through training and support to Florida's birthing hospitals.
- Funds provided to each county health department for Florida's Healthy Babies Program to improve broad social, economic, cultural, and environmental factors that impact the maternal and child health population, including fetal and infant outcomes.
- Implementation of Florida's Healthy Start program.
- Oversight of the state's Child Abuse Death Review.
- A contract with Healthy Birth Day, Inc., and their Count the Kicks campaign, an evidence-based stillbirth prevention campaign focused on educating expectant parents about the importance of tracking fetal movement during pregnancy by counting their baby's movements.
- Florida's State Health Improvement Plan that includes goals and strategies to reduce infant morbidity and mortality.
- Florida's Pregnancy Care Network, offering education and support resources to assist women with unexpected pregnancies.
- A contract with Nurse Family Partnership to offer home visiting services by a licensed nurse to provide education and guidance to a woman from pregnancy through her child's third birthday, impacting safe parenting and fetal and infant outcomes.
- Funds provided to Florida's A Safe Haven for Newborns program to assist with media, education and community awareness information about the program, which provides women and girls the option to request assistance during pregnancy or provides a safe alternative to infant abandonment, saving the lives of Florida's infants.
- Development and implementation of Florida's Electronic Prenatal Screen to determine risk factors for pregnant women that results in referrals to services to support a healthy pregnancy and birth, limiting the chance of death for the fetus or infant.

Each Coalition's CAG develops an annual action plan to improve fetal and infant health outcomes based on regional data and RT recommendation. Examples of improvement strategies for each Coalition from the Fiscal Year 2023-2024 plans are included in Figure 14.

Figure 14. Regional CAG Action Plans, by Priority Area

Community Action Group (CAG) Annual Action Plans			
Priority Area: Safe Sleep			
FIMR Region / Healthy Start Coalition	Goal	Action Plan Activities	Measurable Outcomes
1/Escambia County Healthy Start Coalition, Inc.	Decrease the average number of sleep related deaths within Escambia County by 10% by 2025.	<ul style="list-style-type: none"> • Direct-On-Scene Education (DOSE) Program: Training first responders (beginning with Fire Department) to recognize unsafe sleep environments and provide education. • Infant Sleep Survey to better understand current care givers behaviors. • 'Boots on the ground' outreach in high impact zones. • Training of providers in pediatric emergency departments (ED) including development of 'pocket card', a small card that includes important information. 	<p>Trained 100% of fire departments in the city of Pensacola through the OSE Curriculum.</p> <p>Formed new partnerships for survey distribution through Healthy Start, Healthy Families, and general community outreach.</p> <p>Conducted eight community events in areas identified to be at highest risk for suffocation deaths.</p> <p>Trainings done with pediatric ED providers.</p>
1/Healthy Start Coalition of Santa Rosa County, Inc.	Decrease the number of sleep related deaths within Santa Rosa County by 10% by 2025.	<ul style="list-style-type: none"> • Outreach education during events regarding safe sleep. • Educate providers on reinforcing safe sleep practices and proper feeding specifically for those with medical conditions. • Work with the Tobacco Free Santa Rosa coalition and Healthy Babies committee. 	<p>Conducted four community events regarding safe sleep.</p> <p>Reported Community Action Group activities and FIMR at 75% of the Healthy Babies and Tobacco Free Santa Rosa meetings.</p>

Priority Area: Safe Sleep

FIMR Region / Healthy Start Coalition	Goal	Action Plan Activities	Measurable Outcomes
1/Healthy Start Coalition of Okaloosa and Walton Counties, Inc.	Reduce the late or no entry to Prenatal Care from 5.1% to 4% or less.	<ul style="list-style-type: none"> • Provide safe sleep books from Charlie's Kids Foundation to all four Labor and Delivery hospitals for them to distribute to all postpartum patients. 	Provided all postnatal patients with the Charlie's Kids Safe Sleep and Snug books before being discharged from the hospital.
2/Healthy Start Coalition of Bay, Franklin, and Gulf Counties	Decrease rate of unsafe sleep deaths in Bay, Gulf, Franklin counties by 1% by June 2025.	<ul style="list-style-type: none"> • Continue with Healthy Start Coalition Safe Sleep commercials, billboards, iHeart radio ads and Social Media blasts. • Provide safe sleep modules for public education on safe sleep ABC's. 	<p>Provided TV commercials (1,360), radio ads (458), social media blasts (10), one permanent Billboard in two counties, Digital Billboard (97,236 spots) throughout the 2023-2024 fiscal year.</p> <p>Held a Clear the Crib challenge for the month of October via Facebook page.</p> <p>Posted Safe Sleep commercial on YouTube and Healthy Start website.</p> <p>Conducted Safe Sleep Training at Gulf/Franklin County Department of Health for Department of Health Staff.</p>

Priority Area: Safe Sleep

FIMR Region / Healthy Start Coalition	Goal	Action Plan Activities	Measurable Outcomes
3/Healthy Start Coalition of Jefferson, Madison and Taylor Counties, Inc.	Decrease the number of sleep related deaths within the region by 10% by 2025.	<ul style="list-style-type: none"> • Safe sleep messaging on grocery carts, gas station marquis, etc. (with exact picture of what safe sleep looks like). • Develop safe sleep T-shirts and provide to Coalition members, providers and conduct neighborhood canvassing to reinforce the messaging. • Distribute safe sleep posters to providers, including local providers, pediatricians, and obstetrics providers in Leon County. 	<p>Provided safe sleep messaging on grocery carts at Winn-Dixie in Taylor County.</p> <p>Distributed more than 200 Safe Sleep t-shirts with the safe sleep messaging in door-to-door canvassing effort, and to local providers, including pediatric offices.</p> <p>Delivered safe sleep posters to all local providers as planned.</p>
5/Northeast Florida Healthy Start Coalition, Inc.	To strategize about ways to assist families going through situational living and homelessness that ensures babies still have access to a safe sleep environment.	<ul style="list-style-type: none"> • Increase awareness of sleep related deaths by delivering educational materials and training to hotel daycare staff, homeless shelters, churches, and nontraditional agencies to reach target population 	<p>Ten hotels identified and Safe Sleep Zones letter delivered with educational materials/resources information to ten hotels.</p> <p>One hotel partner reported assistance to family with baby providing Safe Sleep Zone.</p>
8/Healthy Start of Central Florida, Inc.	Implement and support efforts that reduce sleep related deaths and Sudden Infant Death Syndrome (SIDS) annually.	<ul style="list-style-type: none"> • Research current recommendations and innovative strategies re: Safe Sleep and harm mitigation. • Strategize innovative uses for Moving Crib display and develop plan. 	<p>One safe sleep display kept by the Coalition for events and the remaining displays were dispersed to community partners for permanent display in place.</p>

Priority Area: Safe Sleep

FIMR Region / Healthy Start Coalition	Goal	Action Plan Activities	Measurable Outcomes
9/Healthy Start Coalition of Pasco County, Inc.	Decrease the instance of Sudden Unexplained Infant Death Syndrome (SUIDS) by 15% by 2025.	<ul style="list-style-type: none"> • Enroll caregivers with infants into safe sleep education class (goal 35). • Distribute pack and plays to caregivers with an infant (goal 50). • Distribute educational materials at community events (goal 12). 	<p>50 participants attended Safe Sleep education classes.</p> <p>60 pack and plays have been distributed. Safe sleep education classes presented in English and Spanish.</p> <p>16 Coalition community events completed.</p>
11/Healthy Start Coalition of Hillsborough County, Inc.	To reduce the Sudden Unexplained Infant Death (SUID) rate from .8523 per 1,000 live births in 2019 to .4262 per 1,000 live births by 2026.	<ul style="list-style-type: none"> • Revised Safe Baby education curriculum to: add the importance of supine sleep position when a pacifier is in use; add education on a safe sleep environment that does not include the use of a pillow in the sleep surface; add education on reflux and American Academy of Pediatrics recommendation that infants with reflux should be held upright for 30 minutes after feeding and not propped up during sleep. • Provide education to all new mothers after delivery at the four major delivery hospitals. (goal 100%). • Provide training to Healthy Steps staff and pediatricians at USF Health clinics. (goal 2,500). • Provide education using revised curriculum to community partners such as hospital RN on Mom;/Baby units, Child Protective Investigator's, home visitation programs, University of Southern Florida Nursing students. (goal 1,000). 	<p>13,080 mothers out of 14,242 deliveries that consented to services or 92% provided with Safe Baby education.</p> <p>3,450 patients at the University of Southern Florida (USF) Health Pediatric Clinic seen and provided with training (138% of goal).</p> <p>890 nurses and community partners trained using revised curriculum.</p>
16/Healthy Start Coalition of Manatee County, Inc.	Decrease number of sleep related deaths in Manatee County by 15% by 2025.	<ul style="list-style-type: none"> • Conduct community events in high-risk neighborhoods. 	<p>Two community events held in high-risk neighborhoods.</p> <p>A third community event held where 290 people attended, 24 community agencies participated, and 200 individuals/families received Safe Sleep demonstration and materials.</p> <p>Pack-plays distributed to families with need identified.</p>

Priority Area: Safe Sleep

FIMR Region / Healthy Start Coalition	Goal	Action Plan Activities	Measurable Outcomes
19/Broward Healthy Start Coalition, Inc.	To reduce sleep related deaths by 20% in Broward County by April of 2024.	<ul style="list-style-type: none"> • Increase attendance at monthly safe sleep virtual training provided by Broward Healthy Start Coalition, Inc. • Enroll more pregnant women and fathers in home visiting services and promote these services. • Increase safe sleep messaging within identified high risk neighborhoods. • Continue partnership with Cribs for Kids program to distribute up to 550 cribs annually to eligible families without access to a safe sleep space. 	<p>12 community Safe Sleep trainings provided virtually in addition to in-person trainings.</p> <p>6,338 enrolled in-home visitation services, 84 fathers enrolled in Team Dad, 220 enrolled in Healthy Families, 38 enrolled in Project Hope.</p> <p>Safe sleep messaging in multiple languages provided to 32 community events, four high priority areas, seven birthing hospitals, 50 daycares and schools, 114 OBGYN providers, 45 pediatricians.</p> <p>474 professionals trained.</p> <p>358 Model Behavior Nurses trained.</p> <p>Distributed 300 Infant CPR kits, and more than 500 Sleep Baby Safely Bags.</p> <p>783 cribs distributed to families without access to a safe sleep space.</p> <p>Safe Sleep Program partnered with American Heart Association to distribute self-taught infant CPR trainings kits to families receiving a crib.</p>

Priority Area: Safe Sleep

FIMR Region / Healthy Start Coalition	Goal	Action Plan Activities	Measurable Outcomes
20/Healthy Start Coalition of Miami-Dade, Inc.	Increase education provided on sleep related deaths in Miami-Dade County by 3% by June 30, 2025.	<ul style="list-style-type: none"> • Distribute 23,600 educational materials on Safe Sleep in English, Spanish, and Creole to OB/GYN providers, hospitals, pregnant women and fathers, and members of the maternal/infant/child health community by June 30, 2025. • The Moving Crib Project will be featured in two (2) hospitals and one (1) general community location by June 30, 2025. • Provide two (2) "When a Baby Dies" Sensitivity Trainings to birthing hospital staff by June 30, 2025. 	<p>12,850 educational materials distributed on Safe Sleep (4,800 English, 4,982 Spanish, 3,008 Haitian-Creole).</p> <p>Hosted three regional libraries Moving Crib Project/safe sleep presentations.</p>

Priority Area: Maternal Health

FIMR Region / Healthy Start Coalition	Goal	Action Plan Activities	Measurable Outcomes
1/Healthy Start Coalition of Okaloosa and Walton Counties, Inc.	Reduce the number of poor maternal outcomes and reduce the infant mortality rate by 5% within the first year after birth and during pregnancy through the HearHer Campaign and Count the Kicks.	<ul style="list-style-type: none"> • Educate provider, Healthy Start clients and pregnant women in the community about the HearHer Campaign by investing in brochures and posters to distribute them at the OB/GYN offices. • Partner with North Okaloosa Medical Center to provide prenatal care for pregnant women who do not qualify for Medicaid or any other types of insurance. • Host the World's Greatest Baby Shower event and attend multiple community health fairs. 	<p>Purchased and distributed HearHer educational materials to 13 OB/GYN offices. Shared flyers with all prenatal clients.</p> <p>Referred two prenatal care clients who did not qualify for Medicaid per month to North Okaloosa Medical Center's (NOMC) OB/GYN clinic until January 2024.</p> <p>Participated in several community outreach events. Organized World's Greatest Baby Shower event.</p>
2/Bay, Franklin, Gulf Healthy Start Coalition, Inc.	Increase awareness of importance of healthy lifestyle behaviors within Bay, Gulf, and Franklin Counties.	<ul style="list-style-type: none"> • Utilize smartphone technology to encourage participation during hosted community walk in Bay County for pregnant women and families. • Include educational and interactive activities to promote healthy lifestyle behaviors at the three annual baby showers hosted in Bay, Gulf and Franklin Counties. • Partner with Bay County businesses and organizations to promote community walk and encourage participation. 	More than 400 participants attended one baby shower event that incorporated healthy lifestyle education, nutrition, and exercise information.

Priority Area: Maternal Health

FIMR Region / Healthy Start Coalition	Goal	Action Plan Activities	Measurable Outcomes
10/Healthy Start Coalition of Pinellas County, Inc.	Decrease the number of chronic condition-related infant deaths reviewed by the FIMR Community Review Team by 10% by 2025.	<ul style="list-style-type: none"> • Encourage families to advocate for referrals to specialists for chronic medical conditions. • Create a county-wide system of Doulas for families wanting additional support and guidance during pregnancy and delivery. • Create messaging for obstetric providers to encourage referrals to outside specialists for pregnant women's chronic and pregnancy-related medical conditions. • Use approved messaging on social media platforms to inform, educate and increase knowledge of the importance of monitoring fetal movement through kick counts and when to seek immediate medical attention. 	<p>Doula services made available to clients of home visiting program.</p> <p>Child Abuse Prevention and Treatment Act (CAPTA) grant received to fund Doulas for all interested clients.</p> <p>Quarterly communication packets distributed to providers.</p> <p>Packets include materials on blood pressure monitoring and using the Count the Kicks program.</p> <p>Blood pressure cuffs provided to clients identified as at-risk.</p> <p>Three social media educational posts per quarter on health/fetal movement monitoring.</p>
14/Healthy Start Coalition of Brevard County, Inc.	100% of providers and hospitals in Brevard County will receive updated education materials that reflect needs as identified in FIMR case reviews; minimum of 400 educational materials delivered each month.	<ul style="list-style-type: none"> • Provide educational materials in all prenatal packets given to obstetric offices that include educational materials regarding preconception care and pre-eclampsia. • Provide educational materials in all postnatal packets given at birthing hospitals to include education materials regarding pre-eclampsia. • Increase awareness of maternal and infant health education on Facebook posts. 	<p>100% of Brevard obstetric providers received educational materials packaged in a Community Connect Folder.</p> <p>400 education folders delivered monthly to obstetrics provider offices.</p> <p>Two to five posts were added on Facebook each week to increase awareness of maternal and infant health education.</p>

Priority Area: Maternal Health

FIMR Region / Healthy Start Coalition	Goal	Action Plan Activities	Measurable Outcomes
16/DeSoto Health Department	Decrease preterm labor by 10% from delayed/limited prenatal care and short interpregnancy interval in Hispanics from 2021-2022 rate of 12.7 to 10 in Fiscal Year 2023-2024.	<ul style="list-style-type: none"> • Weekly meetings with Comprehensive Women's Health Care/SharePoint as the sole provider in DeSoto for Healthy Start program, education, and WIC services. • Increased availability for prenatal care for women in Desoto as well as opportunity for sick visits for prenatal women. Increased collaboration and presentation of educational materials to patients involving breastfeeding and nutrition from Healthy Start. (referral goal 90%) 	Referrals from providers for services through CONNECT increased to 92%.

Priority Area: Maternal Health

FIMR Region / Healthy Start Coalition	Goal	Action Plan Activities	Measurable Outcomes
<p>17/Healthy Start Coalition of Southwest Florida, Inc.</p>	<p>Increase prenatal care education through referrals for home visiting and increased outreach by 2% by the year 2025.</p>	<ul style="list-style-type: none"> • Promote home visiting services through provider interaction, trainings, and education on referral process. • Provide education on weight management/nutrition at outreach events. • Provide "Count the Kicks" materials to providers and through outreach efforts. • Provide education on folic acid to providers and at outreach events. 	<p>Blood pressure cuff pilot completed with Family Health Centers/home visitors for hypertension awareness.</p> <p>Teal hypertension bracelets distributed at hospitals and health centers for prenatal and postnatal women to wear for instant identification as high risk to medical personnel.</p> <p>Outreach Baby Shower events provided education on weight management/nutrition education on Count the Kicks, and Baby Spacing.</p> <p>Between outreach events and home visits, 100% of new Healthy Start clients were given sleep sacks, safe sleep education, and folic acid information.</p> <p>Pack n plays were given to Healthy Start clients needing a safe place for infant to sleep.</p> <p>Education provided to all home visiting clients on Count the Kicks program and app, and materials provided to obstetrics offices.</p>

Priority Area: Maternal Health

FIMR Region / Healthy Start Coalition	Goal	Action Plan Activities	Measurable Outcomes
20/Healthy Start Coalition of Miami-Dade, Inc.	Increase education provided on premature births and correlating chronic maternal medical conditions by 3% by December 31, 2026.	<ul style="list-style-type: none"> • 100% of pregnant and postpartum women who are not receiving WIC, and who provide consent for referral, will be referred by Connect staff to the Special Supplemental Nutrition Program for Women, Infants, and Children for nutritional education and supplementary food by December 31, 2026. • Distribute 2,800 educational materials on preeclampsia to OB/GYN providers, pregnant women, and members of the maternal/infant/child health community by December 31, 2026. Translate preeclampsia material into Creole by December 31, 2026. • Disseminate 18,900 Count the Kicks educational materials in English, Spanish, and Creole, to OB/GYN providers, pregnant women, and members of the maternal/infant/child health community by December 31, 2026. • Sponsor one Prematurity Symposium by December 31, 2026. 	<p>3,263 prenatal/postpartum women identified and referred for WIC services.</p> <p>4,446 preeclampsia materials distributed in English and Spanish.</p>

Priority Area: Access to Care

FIMR Region / Healthy Start Coalition	Goal	Action Plan Activities	Measurable Outcomes
2/Chipola Healthy Start Coalition, Inc.	Decrease the number of missed prenatal visits and late pre-natal care entry evidenced by a reduction in preterm labor/ deliveries by 5% by 2025.	<ul style="list-style-type: none"> • Chipola Healthy Start has restructured the transportation voucher program and is working to re-establish the voucher in each of its counties. • Work in collaboration with Tri-County Community Council to tackle lack of transportation in the area. • Members of the Community Action Group will collectively work to identify medical providers who offer tele-doc as an option and educate clients on the utilization of this. • Will educate families about transportation aid that is covered by Medicaid Health Plans. 	<p>Provided transportation aid to families needing appointments, which led to an increase in completed prenatal visits.</p> <p>Identified providers who offer virtual appointments and shared the information with families.</p> <p>Educated families on what health care plans will cover transportation costs and the utilization of available voucher.</p>

Priority Area: Access to Care			
FIMR Region / Healthy Start Coalition	Goal	Action Plan Activities	Measurable Outcomes
3/Capital Area Healthy Start Coalition, Inc.	Educate the community on resources for a healthy pregnancy and birth outcome and risk factors for adverse pregnancy and birth outcomes by doing monthly events and outreach.	<ul style="list-style-type: none"> Partner with the Neighborhood First Projects and other agencies in Leon and Wakulla counties to reach communities with high mortality and provide education on healthy pregnancies. Continue providing education on preconception health, home visiting, Special Supplemental Nutrition Program for Women, Infants, and Children, prenatal care, pregnancy Medicaid, safe sleep, infant CPR, low or no cost healthcare, health during pregnancy, and having support during pregnancy. Create and/or distribute education resources that focus on specific risk factors that contribute to adverse outcomes (include hypertension, Sexually Transmitted Infections (STI), obesity/diabetes, substance use, late entry into care, family planning/pregnancy spacing, mental health, adverse childhood experiences (include the importance of following through with healthcare referrals). Distribute educational materials specific to dads on topics regarding pregnancy, parenting, and the postpartum period. 	<p>Educated women on community resources at several outreach events in Leon and Wakulla counties.</p> <p>Held five infant CPR classes.</p> <p>Hosted “The Traveling Crib” display at different community agencies monthly.</p> <p>Distributed educational materials for patients to provider offices on a quarterly and as needed basis.</p> <p>Had regular social media posts and monthly community newsletters related to home visiting, safe sleep education, healthy pregnancies, and other health topics.</p> <p>Enrolled 48 prenatal and postpartum women at risk for severe maternal morbidity through C.O.A.S.T. (Care, Oxygen, Activity, Support, Talk) Through Pregnancy.</p> <p>Enrolled more than 90 dads in services and developed two book clubs for fathers.</p>

Priority Area: Access to Care

FIMR Region / Healthy Start Coalition	Goal	Action Plan Activities	Measurable Outcomes
6/The Healthy Start Coalition of Flagler and Volusia Counties, Inc.	Increase Healthy Start presentations by 20% with all prenatal/infant medical providers by 2025.	<ul style="list-style-type: none"> • Participate in at least five healthy communities' events in the next year. • Increase Healthy Start presence among/within provider spaces. (At least one in process by end of the calendar year). • Promote awareness of inter-conception care (ICC) services offered by Healthy Start to community providers. 	Coalition staff were present weekly in two hospitals to provide new clients services/referrals.
6/The Healthy Start Coalition of Seminole County, Inc.	Increase the amount of home visiting referrals by providing awareness and education to the OB/GYN offices of the services available in the community through the Community Outreach Navigation Network Education Care Transformation (CONNECT) program.	<ul style="list-style-type: none"> • Share quarterly reports with OBGYN on the prenatal screen outcomes. • Compile a comprehensive list of services and resources available and the method of referral. • Develop and maintain a resource directory on the Coalition's website that can be easily accessed by providers and clients. • Provide In-Service Training to OBGYN offices on the prenatal risk screening reporting. 	<p>Prenatal screenings increased 71% over prior year in first three quarter over prior year.</p> <p>Directory resources increased 32% and disseminated.</p> <p>Resource Directory added to Coalition website and 42% increase in visitors to site over prior year.</p> <p>Ten in-service trainings and 12 refresher trainings provided to Seminole County providers on prenatal risk screening.</p>

Priority Area: Access to Care

FIMR Region / Healthy Start Coalition	Goal	Action Plan Activities	Measurable Outcomes
12/Healthy Start Coalition of Hardee, Highlands and Polk Counties, Inc.	Increase the percentage of pregnant mothers who enter prenatal care during the first trimester within the Coalition area by 2% by December 31, 2025.	<ul style="list-style-type: none"> • Provide a comprehensive document that states the insurances accepted at local provider offices for pregnant women and fathers of the babies. • Provide a workshop series to educate about the importance of early prenatal care. 	Two prenatal care workshops hosted, and one baby shower event conducted.
16/Healthy Start Coalition of Manatee County, Inc.	Increase early access to prenatal care by 10% by end of calendar year 2025.	<ul style="list-style-type: none"> • Coordinate with local health care providers and agencies to host four community events to promote early and consistent care by end of calendar 2025. 	Four community events hosted.

Priority Area: Access to Care

FIMR Region / Healthy Start Coalition	Goal	Action Plan Activities	Measurable Outcomes
18/Healthy Start Coalition of Palm Beach County, Inc.	Increase awareness of available services in Palm Beach County by completing by 2024 the specified quantifiable activities.	<ul style="list-style-type: none"> • Do at least nine community outreach/presentations in the community to promote awareness of available services in Palm Beach County. • Collaborate with at least three local community agencies and participate in their events to promote awareness/uptake of services available in the county. • Collaborate with at least three cultural-based/faith-based organizations in promoting the FIMR objective and the message of reducing infant-mortality rate and racial discrepancy. • Expand FIMR Community Review Team and Community Action Group memberships by adding at least three new members from various backgrounds (e.g., medical, faith-based, civic or community influencers). • Give a two to three question survey to community members attending outreach/presentation. 	<p>Nineteen service awareness outreach events held in the community (back to school, hospital grand rounds, provider meetings, FIMR community forum, wellness and community fairs, school board events).</p> <p>Eleven service awareness/uptake events held in collaboration with local community agencies (including social services, city entities and hospitals).</p> <p>Four faith-based collaborative events held.</p> <p>Eight new FIMR members added to the Community Action Group team.</p> <p>Total of 364 surveys completed by community event participants on services/safe sleep.</p>

Priority Area: Access to Care

FIMR Region / Healthy Start Coalition	Goal	Action Plan Activities	Measurable Outcomes
19/Broward Healthy Start Coalition, Inc.	Increase percentage of women in Broward County that receive early and adequate prenatal care to match Healthy People 2030 goal of 80.5% by April of 2030.	<ul style="list-style-type: none"> • Hire and train community doulas to work with women of reproductive age in the priority census tracts. • Develop and implement a group prenatal care program at the community health center that serves the prioritized ZIP codes. • Perform community outreach to prenatal care providers and health centers to encourage Healthy Start screening and home visitation for all patients. 	<p>One doula leader hired, 45 community doulas trained, and three full-time doulas served the high priority areas.</p> <p>Group prenatal care program started (one English, one Haitian-Creole with English).</p> <p>100% (114) of OB/GYN offices in the county provided with prenatal screens to use with all patients.</p>

Priority Area: Substance Abuse

FIMR Region / Healthy Start Coalition	Goal	Action Plan Activities	Measurable Outcomes
2/Bay, Franklin, and Gulf Healthy Start Coalition, Inc.	Reduce rate of tobacco use and vaping by pregnant women by 10% by April of 2025.	<ul style="list-style-type: none"> • Develop and collect tobacco/vaping resources that are readily available to partners regarding tobacco use and vaping before, during and after pregnancy. • Develop and air a commercial on the dangers of smoking and vaping during pregnancy. • Partner with local hospitals, pediatrician offices, OB/GYN offices and schools to air dangers of smoking and vaping during pregnancy commercials. • Partner with Zoom and YouTube to develop tobacco use and vaping during pregnancy education module to provide public education. 	<p>Posted commercials to YouTube, Facebook, and Healthy Start website.</p> <p>Thirty-nine participants attended the first educational “lunch and learn” sessions. The taped sessions were added to the Healthy Start YouTube account and Coalition website.</p>
10/Healthy Start Coalition of Pinellas County, Inc.	Increase the number of obstetricians and other medical provides who educate patients regarding the dangers of THC/Marijuana use during pregnancy by 20 percent (self-reported) by 2025.	<ul style="list-style-type: none"> • Update provider listing for use by Drug Free America, and Operation Parental Awareness and Responsibility (PAR) to send materials directly to providers. • Create conversational questions and messaging for use by Coordinated Intake and Referral Family Partners to identify substance-using women and encourage participation in home visiting programs. • Use approved messaging on social media platforms to inform, educate and increase knowledge of the dangers of THC/Marijuana use during pregnancy. 	<p>Family partners used conversational questions with clients to assess needs for programs.</p> <p>Three social media messages posted per quarter on dangers of THC/Marijuana use.</p>

Priority Area: Substance Abuse

FIMR Region / Healthy Start Coalition	Goal	Action Plan Activities	Measurable Outcomes
12/Healthy Start Coalition of Hardee, Highlands and Polk Counties, Inc.	Decrease the number of pregnant women who smoke during pregnancy within the coalition area (Hardee, Highlands, and Polk) by 5% by December of 2025.	<ul style="list-style-type: none"> • Provide educational material about the effects of marijuana and smoking during pregnancy at all provider offices. • Provide educational material about the effects of marijuana and smoking during pregnancy on all social media platforms, newsletters, presentations, etc. • Provide educational material about the effects of marijuana and smoking during pregnancy at health events/fairs. • Provide educational material about the effects of marijuana and smoking during pregnancy in prenatal bags. 	<p>Fifty provider office visits in tri-county areas provided educational materials.</p> <p>Four educational materials completed for newsletters, presentations, social media posts.</p> <p>Participated in eight health events/fairs.</p> <p>380 prenatal bags distributed.</p>
14/Healthy Start Coalition of Brevard County, Inc.	100% of providers and hospitals in Brevard County will receive additional educational materials and resources regarding substance use disorder; minimum of 400 educational materials delivered each month.	<ul style="list-style-type: none"> • Provide substance use and mental health educational materials and local resource lists to all obstetric providers and birthing hospitals. • Create survey for providers to identify practice policy of women identified with substance use disorder and current methods of referral. 	<p>100% of obstetrics providers and birthing hospitals provided with educational materials in Community CONNECT folders.</p> <p>400 Community CONNECT folders provided monthly to all of area Birthing hospitals (includes resources, Healthy Start and Substance Use information).</p> <p>100% obstetrics offices and hospitals completed Substance Use Provider/Patient survey.</p>

Priority Area: Substance Abuse

FIMR Region / Healthy Start Coalition	Goal	Action Plan Activities	Measurable Outcomes
15/Okeechobee County Family Health/Healthy Start Coalition, Inc.	Partner with two local substance use centers to establish relationship for screening and service referrals by April of 2024.	<ul style="list-style-type: none"> • Obtain Memorandum of Understanding (MOU) with identified substance use centers. • Collaborate with identified substance use centers to develop and establish protocol to screen women for substance use. • Collaborate with identified substance use centers to develop processes for service referrals. 	<p>Two local substance abuse centers provided Memorandum of Understanding.</p> <p>One substance use center revised screening protocols and screens performed, and screenings tracked regularly.</p> <p>Healthy Start Coalition collaborated with Communities Connected Kids and Department of Children and Families “Bringing the Baby Home” initiative.</p>

Priority Area: Maternal Mental Health

FIMR Region / Healthy Start Coalition	Goal	Action Plan Activities	Measurable Outcomes
20/Healthy Start Coalition of Miami-Dade, Inc.	Maintain provision of psychosocial counseling services, including Moving Beyond Depression, to 144 pregnant and postpartum women in Miami-Dade County by June 30, 2024.	<ul style="list-style-type: none"> • Train and educate 100% of prenatal providers on the Healthy Start Universal Prenatal Risk Screen by June 30, 2024. • Provide education to 100% of prenatal providers and birthing hospitals about perinatal mood disorders, including referral process to psychosocial counseling services, by June 30, 2024. • Distribute 13,500 educational materials on perinatal mood disorders in English, Spanish, and Creole to OB/GYN providers, birthing hospitals, pregnant women, and members of the maternal, infant, child health community by June 30, 2024. 	<p>100% of (265) prenatal practice providers trained on Universal Prenatal Risk Screen.</p> <p>100% of (78) prenatal practices trained on CONNECT and Moving Beyond Depression/mood disorder services, and referral processes.</p> <p>14,522 perinatal mood disorder education materials distributed (5,627 English, 5,620 Spanish, 3,275 Haitian-Creole).</p>

Priority Area: Provider Engagement

FIMR Region / Healthy Start Coalition	Goal	Action Plan Activities	Measurable Outcomes
3/Capital Area Healthy Start Coalition, Inc.	Provide four/five resources to increase women's communication with their health care providers before and after pregnancy.	<ul style="list-style-type: none"> • Distribute Postpartum Access and Continuity of Care Initiative (PACC) postpartum education materials. • Create and distribute a "5 Questions to Ask Your Provider poster". • Create and distribute a checklist of questions to ask provider by trimester. • Create and distribute a birth plan template for pregnant women to complete alongside their provider. 	<p>Shared PACC items with community partners.</p> <p>Distributed data and materials related to postpartum care and maternal mortality to 11 prenatal providers including one birth center.</p> <p>Created and distributed posters to all prenatal providers in addition to pregnancy testing centers, the health departments, Maternal Fetal Medicine offices and WIC.</p> <p>Developed prenatal care books using trimester-based questions. Piloted the prenatal care books in one of the direct client service programs.</p> <p>Drafted a birth plan template utilizing templates submitted by members.</p>
	Educate twelve prenatal providers on resources for women and infants and how to refer them to services.	<ul style="list-style-type: none"> • Create and distribute a pocket/palm card for providers that includes the QR code and website URL for resource directory and videos. • Host community resources lunch and learn series with short presentations by topic featuring Healthy Families, substance use treatment, housing, food, etc., place videos on website. 	<p>Shared resources and videos with the provider offices via monthly newsletter. "Lunch and learn" videos were posted on the Coalition website.</p> <p>Two "lunch and learn" series hosted for community.</p>

Priority Area: Provider Engagement

FIMR Region / Healthy Start Coalition	Goal	Action Plan Activities	Measurable Outcomes
3/Healthy Start Coalition of Jefferson, Madison and Taylor Counties, Inc.	Increase the number of pregnant women and infants that are funneled into the Healthy Start system of care by 10% from FY 22/23 numbers by June 30, 2024.	<ul style="list-style-type: none"> • Visit obstetric provider offices in conjunction with Leon County liaison to promote CONNECT services - deliver brochures and materials. • Develop and execute LOCAL (Local Outreach for Child and Adult Learning) provider outreach plan with ancillary service providers to promote CONNECT services within the community of Jefferson, Madison and Taylor counties. 	<p>Provider liaison visited 13 Leon County providers.</p> <p>Provider liaison visited each provider within the Jefferson, Madison, and Taylor counties' region at least once and has established relationships with 40 local providers.</p> <p>Distributed CONNECT Cards and other program promotional items.</p>

Priority Area: Pre-conception and Inter-conception Health

FIMR Region / Healthy Start Coalition	Goal	Action Plan Activities	Measurable Outcomes
1/Healthy Start Coalition of Santa Rosa County, Inc.	Increase the number of outreach events in the county on the correlation of baby spacing on prenatal, postnatal and paternal mental health.	<ul style="list-style-type: none"> • During outreach events and home visiting service, educate on recommended baby spacing. • Educate home visiting services namely Healthy Start, Teaching, Empowering, Advocating for and Mentoring (TEAM) Dad, and Healthy Families on the importance of screening for perinatal, postnatal, and paternal mental health. • Educate the community on the correlation between poor baby spacing and poor mental health. • Educate the pregnancy centers throughout the county on baby spacing and mental health. 	<p>Participated in four outreach events to address the importance of baby spacing.</p> <p>The Healthy Start home visitors talked with their clients about baby spacing and women's health.</p> <p>Distributed information regarding correlation between poor baby spacing and poor mental health to visitors that came to the booth during events.</p> <p>Educated the Healthy Start home visitors on the importance of screening for depression and mental health. Educated TEAM Dad home visitors on the importance of baby spacing and screening for depression.</p>

Priority Area: Pre-conception and Inter-conception Health

FIMR Region / Healthy Start Coalition	Goal	Action Plan Activities	Measurable Outcomes
3/Healthy Start Coalition of Jefferson, Madison, and Taylor Counties, Inc.	Conduct outreach to 25% of the target population (females, ages 14-44) in the area to provide preconception education by June 30, 2025.	<ul style="list-style-type: none"> • Attend at least seven local events monthly to disseminate information on the importance of preconception health. • Provide women's health workshops at least two times each year. • Develop scope of work for a nutritionist and determine funding allocation. 	<p>Conducted outreach at 19 events from October-December 2023, and 19 events from January-March 2024.</p> <p>Held two Women's Mental Health Workshops and three Women's Health Workshops.</p> <p>The Madison County Health Department contracted with a nutritionist through their Healthy Baby initiative to see Healthy Start participants.</p>
4/Central Healthy Start, Inc.	Implement and support efforts annually that improve pre-pregnancy health.	<ul style="list-style-type: none"> • Increase blood pressure checks in between pregnancies by providing blood pressure cuffs and education to high-risk home visiting participants. • Promote usage of wellness benefits and accessing care prior to pregnancy. • Promote availability of extended Medicaid. 	<p>Established partnership with American Heart Association.</p> <p>Identified counties where distribution of blood pressure cuffs will be piloted.</p> <p>Handouts created by March of Dimes on extended Medicaid benefits have been identified.</p>
8/Healthy Start of North Central Florida, Inc.	Implement and support efforts annually that improve pre-pregnancy health.	<ul style="list-style-type: none"> • Increase blood pressure checks in between pregnancies by providing blood pressure cuffs and education to high-risk home visiting participants. • Promote usage of wellness benefits and accessing care prior to pregnancy. • Promote availability of extended Medicaid. 	<p>Established partnership with American Heart Association.</p> <p>Identified counties where distribution of blood pressure cuffs will be piloted.</p> <p>Handouts created by March of Dimes on extended Medicaid benefits have been identified.</p>

Priority Area: Pre-conception and Inter-conception Health

FIMR Region / Healthy Start Coalition	Goal	Action Plan Activities	Measurable Outcomes
13/The Healthy Start Coalition of Osceola County, Inc.	100% of birthing facilities and prenatal care provider offices in Osceola County will receive preconception health educational materials in Spanish by December 2024.	<ul style="list-style-type: none"> Identify existing approved preconception health education materials available in English requiring Spanish translation. 	Healthy Start flyer translation was completed and distributed to 100% of prenatal providers and hospitals in Osceola County.
15/Healthy Start Coalition of St. Lucie County, Inc.	10% of obstetrics and Pediatric providers in St. Lucie County will integrate a model of education to their clients on the importance of wellness and chronic disease management by 2025.	<ul style="list-style-type: none"> Train Healthy Start staff to include wellness education and provide list of providers to use at the home visit. Develop a resource list of local primary care providers and specialists (endocrinologist, dentists, nutritionists, etc.). Provide list of wellness resources to obstetric and pediatric providers in St. Lucie County. 	<p>One staff training held included WIC nutritionist's review of the nutrition referral process.</p> <p>Resource list completed and distributed to Healthy Start staff to give to clients and local providers.</p>
15/Okeechobee County Family Health/Healthy Start Coalition, Inc.	Increase the number of women receiving inter-conception care services by 5% by April 2024.	<ul style="list-style-type: none"> Promote ICC services available through Community Outreach Navigation Network Education Care Transformation (CONNECT). Increase agency and community partnerships as committed members to promote the mission of the Okeechobee County Family Health/Healthy Start Coalition, Inc to improve the health of pregnant women and infants. Develop a collaborative campaign with fellow providers to increase awareness of healthy lifestyle habits for women who are pregnant or thinking of becoming pregnant. 	<p>All clients provided CONNECT services information and Healthy Start Coalition ICC services/program by all Intake Specialists.</p> <p>Four members added to General Membership meeting.</p>

Priority Area: Grief and Bereavement

FIMR Region / Healthy Start Coalition	Goal	Action Plan Activities	Measurable Outcomes
1/Healthy Start Coalition of Santa Rosa County, Inc.	Increase the number of outreach events in the county on the correlation of baby spacing on prenatal, postnatal, and paternal mental health.	<ul style="list-style-type: none"> • During outreach events and home visiting service educate on recommended baby spacing. • Educate home visiting services namely Healthy Start, Teaching, Empowering, Advocating for and Mentoring (TEAM) Dad, and Healthy Families on the importance of screening for perinatal, postnatal, and paternal mental health. • Educate the community on the correlation between poor baby spacing and poor mental health. • Educate the pregnancy centers throughout the county on baby spacing and mental health. 	<p>Participated in four outreach events to address the importance of baby spacing.</p> <p>The Healthy Start home visitors talked with their clients about baby spacing and women's health.</p> <p>Distributed information regarding correlation between poor baby spacing and poor mental health to all that came to the booth during events.</p> <p>Educated the Healthy Start home visitors on the importance of screening for depression and mental health.</p> <p>Educated TEAM Dad home visitors on the importance of baby spacing and screening for depression.</p>

Priority Area: Grief and Bereavement

FIMR Region / Healthy Start Coalition	Goal	Action Plan Activities	Measurable Outcomes
3/Healthy Start Coalition of Jefferson, Madison, and Taylor Counties, Inc.	Conduct outreach to 25% of the target population (females, ages 14-44) in the area to provide preconception education by June 30, 2025.	<ul style="list-style-type: none"> • Attend at least seven local events monthly to disseminate information on the importance of preconception health. • Provide women's health workshops at least two times each year. • Develop scope of work for a nutritionist and determine funding allocation. 	<p>Conducted outreach at 19 events from October-December 2023, and 19 events from January-March 2024.</p> <p>Held two Women's Mental Health Workshops and three Women's Health Workshops.</p> <p>DOH-Madison contracted with a nutritionist through their Healthy Baby initiative to see Healthy Start participants.</p>
12/Healthy Start Coalition of Hardee, Highlands and Polk Counties, Inc.	By December 2025, 2% of Healthy Start pregnant women, fathers of the babies, and family members will receive a grief or bereavement referral.	<ul style="list-style-type: none"> • Provide Resolve Through Sharing Bereavement training with the Healthy Start Care Coordinators. • Provide CPR/First Aid training for Healthy Start families. • Coordinate letters and meetings to help facilitate the documentation of grief/bereavement services in the records for FIMR Project CRT deliberations. • Provide local providers educational information to promote bereavement and grief services. 	<p>Two 2-day "Provider Resolve Through Sharing" trainings completed.</p> <p>One CAG CPR/First Aid training completed.</p> <p>Fifty providers visited and provided with educational information on available services.</p>
13/The Healthy Start Coalition of Osceola County, Inc.	100% of birthing facilities in Osceola County will receive bereavement resources to provide to families that experience a fetal or infant loss.	<ul style="list-style-type: none"> • Create a comprehensive bereavement resource directory. 	<p>English and Spanish materials completed and delivered to 100% of birthing facilities in Osceola County, and to active bereavement support groups.</p>

Priority Area: Grief and Bereavement

FIMR Region / Healthy Start Coalition	Goal	Action Plan Activities	Measurable Outcomes
14/Healthy Start Coalition of Brevard County, Inc.	100% of birthing hospitals in Brevard County (four birthing facilities) will receive FIMR and bereavement resource training by the Healthy Start Coalition of Brevard County, Inc. by June 30, 2024.	<ul style="list-style-type: none"> • Provide hospital staff such as medical team and medical records staff training about what FIMR is, the importance of bereavement support, and the purpose of bereavement packages. • Create and deliver bereavement packages to birthing hospitals to provide to families that experience a fetal or infant loss. 	<p>100% of birthing hospitals/birth certified registrars trained on FIMR, bereavement support and bereavement packages.</p> <p>100% of hospitals participated in bereavement support program and provided support and memory box package to moms with loss.</p>
15/Healthy Start Coalition of St. Lucie County, Inc.	Develop bereavement referral and support process to identify families with loss and train staff on services, bereavement support for staff by June 30, 2024.	<ul style="list-style-type: none"> • Develop referral form for community partners to obtain bereavement services. • Develop bereavement resource brochure for families that have experience loss (including counseling, genetic counseling, funeral services). • Institute a dedicated phone line for grieving families. • Provide bereavement support training to Coalition staff. • Provide motivational interviewing training to Coalition staff. • Schedule quarterly internal staff meeting to offer opportunities to debrief and for support. 	<p>Referral form created and deployed to community partners for use.</p> <p>Bereavement brochures completed in Spanish and Creole for distribution.</p> <p>Loss Line phone established and became operational.</p> <p>100% Coalition staff trained on bereavement support and motivational interviewing.</p> <p>100% of loss line staff provided access to support case managers.</p>

Priority Area: Racial Disparity

FIMR Region / Healthy Start Coalition	Goal	Action Plan Activities	Measurable Outcomes
7/Healthy Start Coalition of Orange County, Inc.	Implement diversity of information (language, audio, visual, simplicity) regarding prenatal and postnatal care throughout our community partner facilities (three major hospitals and two local community health centers) by 2024.	<ul style="list-style-type: none"> • Content simplification. • Development of materials. • Assessment of materials. • Materials distribution. 	<p>New Coalition website launched, and information simplified in English, Spanish, and Haitian-Creole.</p> <p>One education video was developed on preventative strategies for hospital dissemination.</p> <p>Home visitation referral form developed for emergency room and social services use in hospitals.</p> <p>Community resource listings distributed to health systems and community members.</p> <p>Two radio presentations on prenatal care/screening were launched throughout region.</p>

Priority Area: Racial Disparity

FIMR Region / Healthy Start Coalition	Goal	Action Plan Activities	Measurable Outcomes
19/Broward Healthy Start Coalition, Inc.	Decrease racial disparity rates for Black non-Hispanic and Black Haitians to meet Healthy People 2030 goals.	<ul style="list-style-type: none"> • Implement a group prenatal care program at local community health center that serves high risk populations. • Hire and train community doulas to work with women of reproductive age in the identified high-risk neighborhoods. • Develop partnerships with providers and administration at new community health centers to ensure completion of wrap around services. 	<p>Group prenatal care program started to increase health literacy (one English, one Haitian-Creole with English).</p> <p>Forty-five community doulas trained.</p> <p>New partnership with Heart Community Resource Center established for wrap around services, exercise program, support, childbirth classes, fatherhood services.</p> <p>Community events were promoted to health care providers (Safe Sleep, FIMR Community Action Group, FIMR Community Review Team, Maternal Health, and Bringing Babies Home Healthy).</p> <p>Hosted conference for 300 attendees.</p> <p>Distributed materials to 114 OB/GYN providers, seven birthing hospitals, 45 pediatric offices.</p> <p>Three FIMR lunch and learn sessions were organized with 43 attendees.</p>

Priority Area: Racial Disparity

FIMR Region / Healthy Start Coalition	Goal	Action Plan Activities	Measurable Outcomes
21/Florida Keys Healthy Start Coalition, Inc.	Decrease the racial disparity of birth outcomes in Monroe County by 10% by 2026.	<ul style="list-style-type: none"> • Identify and partner with local bereavement support groups and mental health providers that provide wrap around services for families that experience a loss. • Seek partner who can provide translation to develop current English bereavement support packages in Spanish and Haitian-Creole languages. • Seek partner who can assist in developing education and outreach materials that include benefits of prenatal care and warning signs of pre-eclampsia in English, Spanish, and Haitian-Creole languages. • Partner and collaborate with local hospital to develop improvement in the discharge process that includes identifying need of non-medical referral services in English, Spanish, and Haitian-Creole. 	Ten families were provided support resources. Four received mental health support services.

Priority Area: Water Safety

FIMR Region / Healthy Start Coalition	Goal	Action Plan Activities	Measurable Outcomes
15/Okeechobee County Family Health/Healthy Start Coalition, Inc.	Reduce any water related injuries or casualties in Okeechobee County by 2% by April 2024.	<ul style="list-style-type: none"> • Incorporate meaningful and visual educational components at Okeechobee County Family Health/Healthy Start Coalition's three annual events to increase awareness of home water safety. • Collaborate with local Emergency Medical Services and fire safety to develop, market, and operate a free CPR training class. 	<p>Participated in three events namely Healthy Safety Expo, Family Fun Day, and East Coast Migrant Head Start.</p> <p>One CPR training course was held for public, partnering with two social service agencies and local CPR instructor.</p>