

FLORIDA INFLUENZA SURVEILLANCE

Week 7: February 11th—February 17th 2007



Aimee Pragle, MS, Respiratory Disease Epidemiologist
 Matt Laidler, MA, MPH, Surveillance Epidemiologist
 Julian Everett, Influenza Surveillance Coordinator
 D'Juan Harris, MSP, GIS Coordinator
 Aaron Kite-Powell, MS, Florida EIS Officer



IN THIS ISSUE:

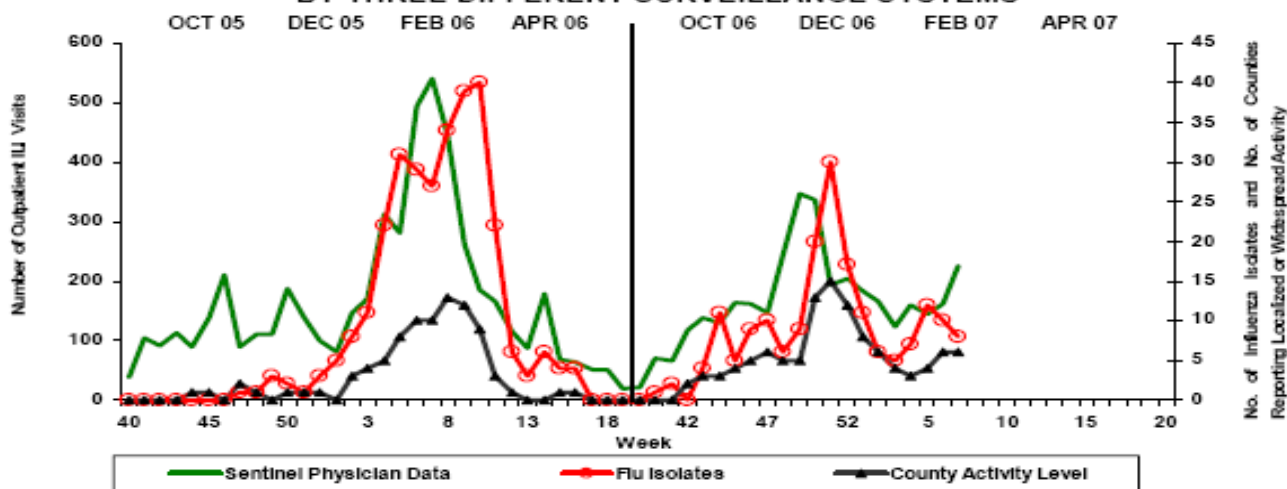
- I. Summary
- II. FSPISN Influenza-like Illness Statewide Graph
- III. Florida Pneumonia & Influenza Mortality Surveillance System
- IV. FDOH Laboratory Surveillance
- V. Laboratory and Influenza-like Illness Surveillance by Region
- VI. County Influenza Activity Map
- VII. Reports of Influenza or Influenza-like Illness (ILI) Outbreaks
- VIII. Notifiable Disease Reports: Influenza-assoc. deaths in children & post-influenza infection encephalitis
- IX. Summary of Worldwide A/H5N1 Influenza Activity

I. SUMMARY

This is the twentieth weekly Florida influenza surveillance report for the 2006-07 season. Influenza surveillance* in Florida consists of six surveillance components: 1) Florida Sentinel Physician Influenza Surveillance Network (FSPISN); 2) Florida Pneumonia & Influenza Mortality Surveillance System; 3) State laboratory viral surveillance; 4) County influenza activity levels; 5) Notifiable Disease Reports: Influenza-associated deaths in children & post-influenza infection encephalitis; 6) Influenza or ILI outbreaks.

During week 7 statewide influenza activity was localized. The proportion of patient visits for influenza-like illness (ILI) as reported by the Florida Sentinel Physician Influenza Surveillance Network was 1.53 percent and this is below the state threshold for moderate activity of 2.08 percent. Eight of the 15 specimens (53%) tested by Bureau of Laboratories were positive for influenza. No counties reported widespread activity, six counties reported localized activity, Twenty-two counties reported sporadic activity and 12 counties reported no activity. Twenty-seven counties did not report. The graph below shows the progression of the 2005-06 & 2006-07 Florida influenza seasons as monitored by three** of five surveillance systems.

FLORIDA INFLUENZA SURVEILLANCE DATA FOR 2005-06 & 2006-07 AS REPORTED BY THREE DIFFERENT SURVEILLANCE SYSTEMS**



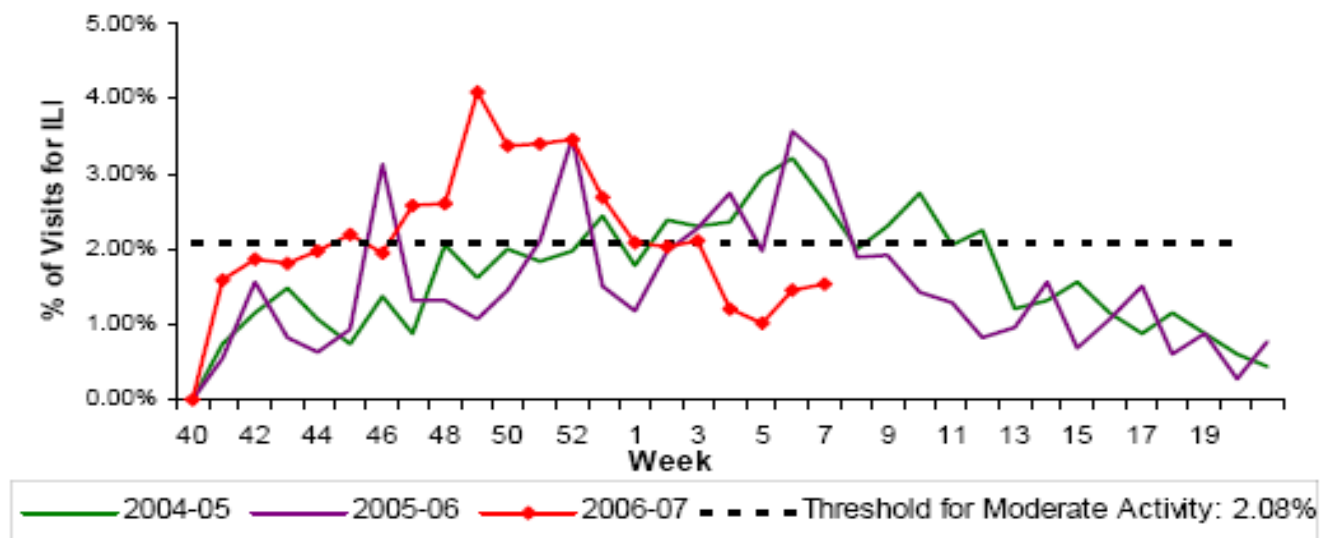
*The purposes of these surveillance systems are to determine when and where influenza activity is occurring, to identify circulating viruses, to detect changes in the circulating influenza viruses, to track patterns of influenza-associated morbidity and mortality and estimate the overall impact of influenza in the state of Florida.

**1) FSPISN, 2) State Laboratory Viral Surveillance, and 3) County Activity Levels.

II. FSPISN INFLUENZA-LIKE ILLNESS STATEWIDE GRAPH

During week 7, 1.53%* of patient visits to Florida sentinel providers were due to ILI. This percentage is below the 2006—07 statewide threshold for moderate activity of 2.08%** . The percentage of visits ranged from 0.00% in the Southwest region to 3.62% in the Centralwest region. For the 2005-06 influenza season the statewide ILI activity percentage was 3.32% for week 7.

Percentage of Visits for Influenza-like Illness Reported by Sentinel Providers Statewide Summary 2006-07, 2005-06, and 2004-05



*FSPISN reporting is incomplete for this week (60%). Numbers may change as more reports are received.

**The 2006—07 threshold for moderate activity is calculated from the previous 3 years of FSPISN data. Only weeks with 10% or greater of laboratory specimens testing positive are included in the calculation. The threshold is only specific to 2006—07 data.

III. THE FLORIDA PNEUMONIA & INFLUENZA MORTALITY SURVEILLANCE SYSTEM

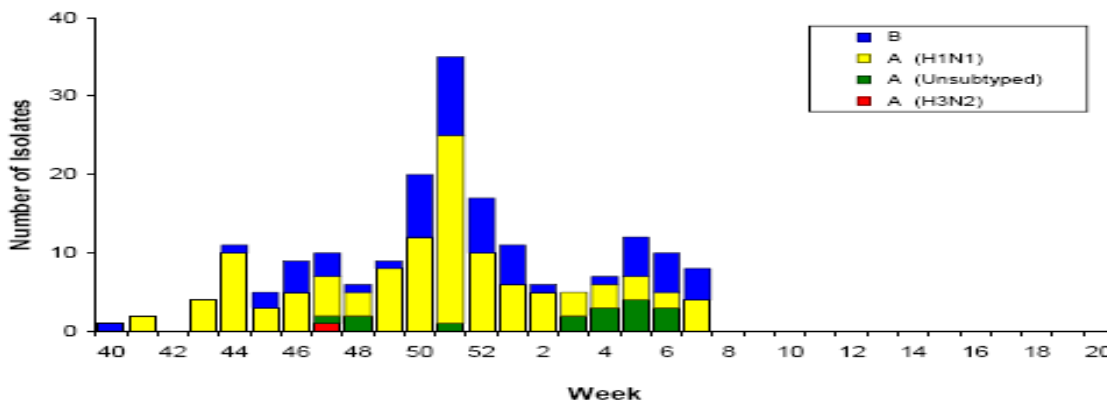
Due to insufficient data provided for week 7, the P&I mortality graph cannot be generated. Additional data will be provided when sufficient data is received.

IV. FDOH LABORATORY SURVEILLANCE

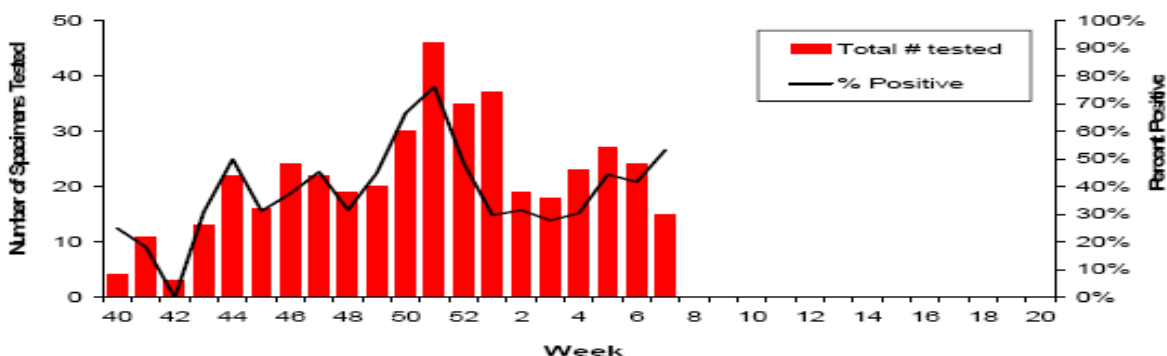
Since October 1, 2006, Florida Department of Health Laboratories have tested a total of 430 specimens for influenza viruses and 183 (43%) were positive. Among the 183 influenza viruses, 126 (68%) were influenza A viruses and 57 (31%) were influenza B viruses. One hundred and sixty-two of the 183 influenza viruses have been subtyped. Of the Influenza A viruses, 113 were A H1N1, 1 was A H3N2 and 12 was A untyped. Of the 57 influenza B viruses, 46 have been subtyped as influenza B Malaysia, 10 as influenza B Shanghai, and 1 as influenza B untyped.

Laboratory information is preliminary and may change as additional results are received.

FDOH State Laboratory Influenza Virus Isolates 2006-07



Number of Influenza Specimens Tested by FDOH State Laboratories, 2006-07

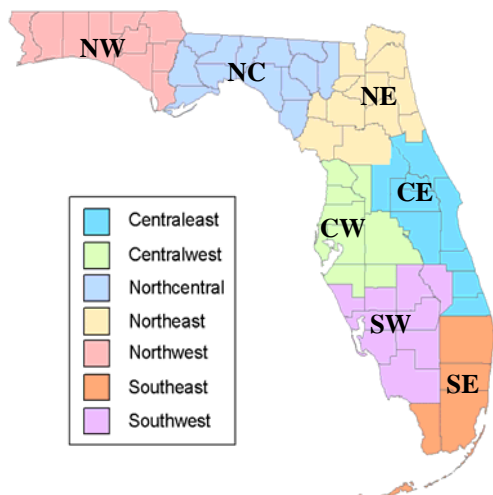


2006 - 07 Influenza Laboratory Isolates by Week and County

Week	Alachua	Bay	Broward	Citrus	Clay	Duval	Escambia	Flagler	Franklin	Miami-Dade	Gulf	Hamilton	Hardee	Hillsborough	Indian River	Leon	L Levy	Monroe	Orange	Osceola	Palm Beach	Pinellas	Polk	St. Lucie	St. Johns	Santa Rosa	Volusia
50							1			1				5									3	1	1		
		4					1						1										2				
51					1	3		1	1	1			1	2		2			1		1		6	1		1	
						1	2						2			1							1			1	
52						4								1		1							3		1		
										2				1		1							2			1	
1										1													4			1	
										1				1		1											
2														2		1		1	1	1					1		
3							1					3											1				
4	1														2								2				
5	3					2										1									1	1	
										1					1		2								1		
6					1										1		1			1					1	1	
						2			1							1	1		1								
7											1						1									2	
				1										2									1				

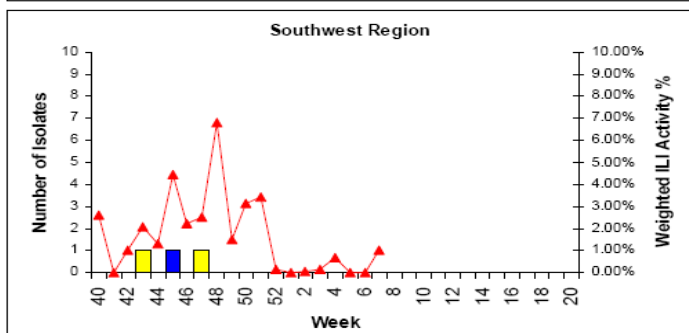
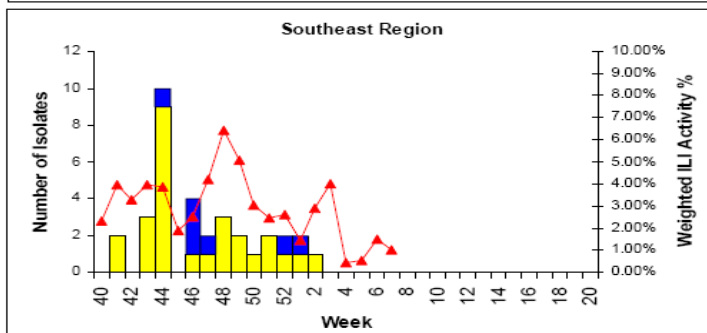
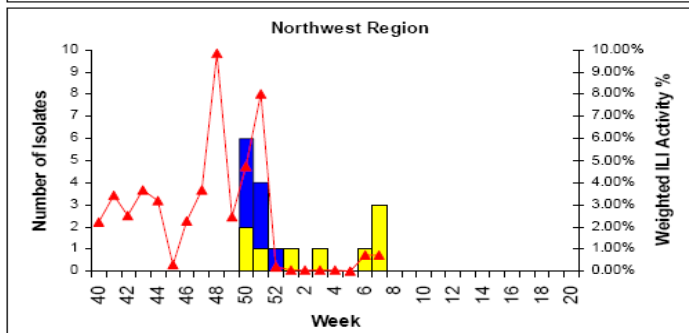
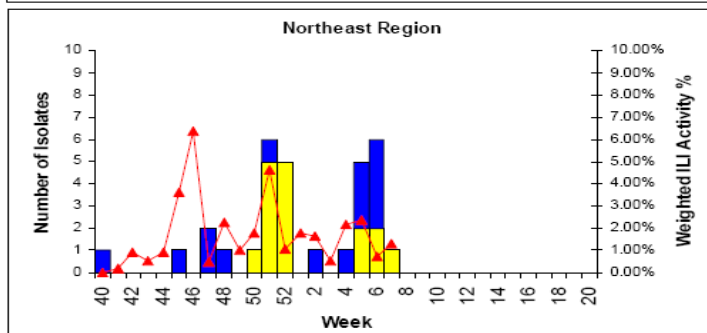
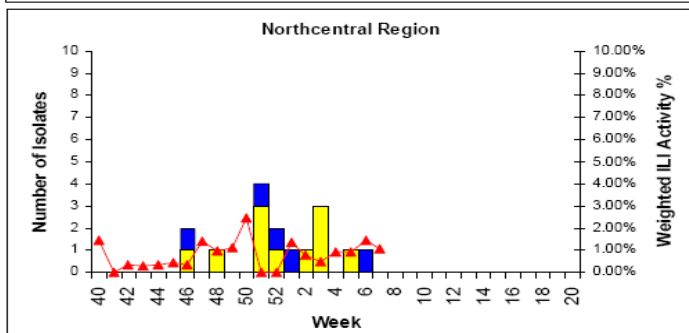
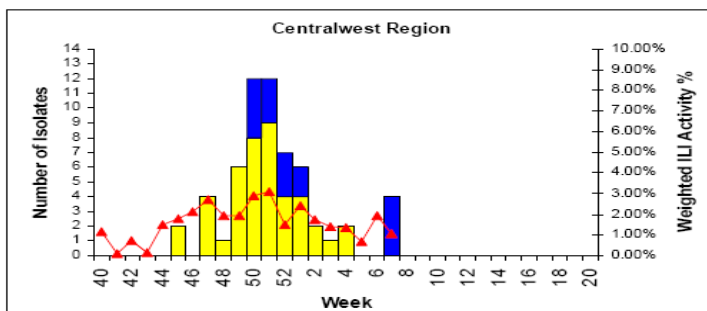
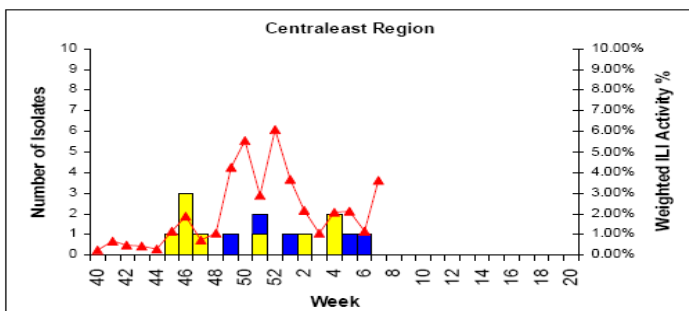
V. LABORATORY AND INFLUENZA-LIKE ILLNESS (ILI) SURVEILLANCE BY REGION

Influenza Surveillance Regions



The table below shows the weighted ILI activity by region as reported by Florida sentinel physicians for the 2005-06 & 2006-07 seasons. The graphs below include ILI activity as reported by sentinel physicians and FDOH laboratory data.

Week 7: FSPISN Weighted ILI Activity, by Region 2005-06 & 2006-07 Seasons		
REGION	2006-07 ILI %	2005-06 ILI %
Centraleast	3.62%	5.47%
Centralwest	1.05%	2.71%
Northcentral	1.05%	9.83%
Northeast	1.29%	3.59%
Northwest	0.74%	0.00%
Southeast	1.00%	3.18%
Southwest	0.00%	0.00%



- Influenza A specimens FDOH Laboratories
- Influenza B specimens FDOH Laboratories
- % of visits for ILI, reported by sentinel providers


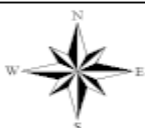
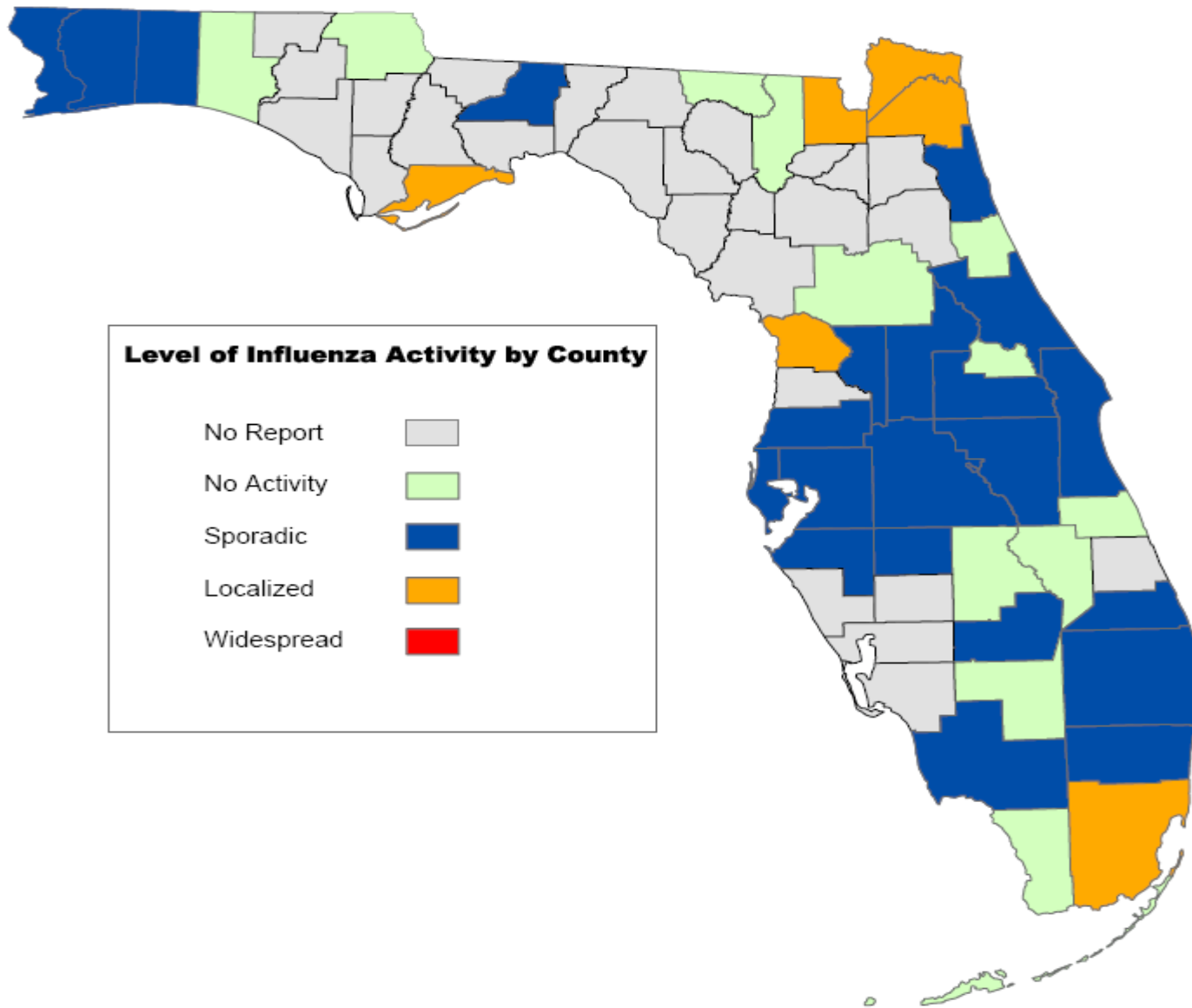
VI. COUNTY INFLUENZA ACTIVITY MAP

During week 7, No counties reported widespread activity. Localized activity was reported by 6 counties (Baker, Citrus, Miami-Dade, Duval, Franklin, and Nassau). Twenty-two counties reported sporadic activity (Brevard, Broward, Collier, Escambia, Glades, Hardee, Hillsborough, Lake, Leon, Manatee, Martin, Okaloosa, Orange, Osceola, Palm Beach, Pasco, Pinellas, Polk, St. Johns, Santa Rosa, Sumter, and Volusia). Twelve counties reported no activity. Twenty-seven counties did not report.

Weekly County Influenza Activity

(Week ending February 18, 2007 - Week 07)

County influenza activity levels are reported by county health department epidemiologists



1:3724185



Florida Department of Health
Bureau of Epidemiology

Disclaimer:
This product is for reference purposes only and is not to be construed as a legal document. Any reliance on the information contained herein is at the user's own risk. The Florida Department of Health and its agents assume no responsibility for any use of the information contained herein or any loss resulting therefrom.
Map printed February 22, 2007

COUNTY INFLUENZA ACTIVITY LEVEL DEFINITIONS

0 = No Activity:

Overall clinical activity remains low with no laboratory confirmed cases[†] in the county.

1 = Sporadic:

- And/or {
- Isolated cases of laboratory confirmed influenza[†] in the county.
 - An ILI[§] outbreak in a single setting[‡] in the county. (No detection of decreased ILI[§] activity by surveillance systems*)

2=Localized:

- And/or {
- An increase of ILI[§] activity detected by a *single* surveillance system* within the county. (An increase in ILI[§] activity has not been detected by *multiple* ILI surveillance systems.)
 - Two or more outbreaks (ILI[§] or lab confirmed[†]) detected in a *single* setting[‡] in the county.

AND

Recent (within past three weeks) laboratory evidence[†] of influenza activity in the county.

3=Widespread:

- And/or {
- An increase in ILI[§] activity detected in ≥ 2 surveillance systems in the county.
 - Two or more outbreaks ((ILI[§] or laboratory confirmed[†]) detected in *multiple* settings[‡] in the county.

No Report: (No report was received from the county at the time of publication)

[†] Laboratory confirmed case = case confirmed by rapid diagnostic test, antigen detection, culture, or PCR.

[§] ILI = Influenza-like illness, fever $\geq 100^{\circ}\text{F}$ AND sore throat and/or cough *in the absence* of another known cause.

*ILI surveillance system activity can be assessed using a variety of surveillance systems including sentinel providers, school/workplace absenteeism, long-term care facility (LTCF) surveillance, correctional institution surveillance, hospital emergency department surveillance and laboratory surveillance.

[‡]Settings include institutional settings (LTCFs, hospitals, prisons, schools, companies) & the community.

VII. REPORTS OF INFLUENZA OR INFLUENZA-LIKE ILLNESS (ILI) OUTBREAKS

Posted on EpiCom February 2, 2007: The Volusia CHD Epidemiology unit reported an ILI outbreak at a long term care facility. Specimens are being sent to the state laboratory for testing.

Posted on EpiCom January 12, 2007: The Hamilton CHD Epidemiology unit reported several inmates with influenza-like illness at the Hamilton Correctional Facility. State laboratory testing confirmed influenza A.

Posted on EpiCom December 22, 2006: The Seminole CHD Epidemiology unit reported an increase in positive laboratory results from local hospitals. Public Health prevention measures resulted in a flu clinic.

Posted on EpiCom December 18, 2006: The Escambia CHD Epidemiology unit reported influenza-like illness in students in 28 Escambia County schools with onset of symptoms from 11/27 to 12/15.

Posted on EpiCom November 7, 2006: Miami-Dade and Broward CHD Epidemiology units reported an increase of influenza activity in children in Southeast Florida as detected from mid October.

A description of reported influenza or ILI outbreaks in community or institutional settings can be viewed via EpiCom at: <https://www.epicom.fl.net> Influenza and ILI outbreaks should be reported via EpiCom.

VIII. NOTIFIABLE DISEASE REPORTS: INFLUENZA-ASSOCIATED DEATHS AMONG CHILDREN (<18 YEARS) & POST-INFLUENZA INFECTION ENCEPHALITIS

As of the week ending February 23, 2007, 1 influenza-associated deaths among those <18 years of age and/ or post influenza infection encephalitis has been reported in the state of Florida.

Reportable Disease	# of Cases 06-07 Influenza Season
Influenza-associated deaths among those <18 years of age	1
Post-influenza infection encephalitis	0

Influenza-associated deaths among those < 18 years of age and/or post-influenza infection encephalitis are reportable; case report forms can be accessed at: http://www.doh.state.fl.us/disease_ctrl/epi/topicscrforms.htm.

XI. SUMMARY OF WORLDWIDE A/H5N1 INFLUENZA ACTIVITY

Update 48

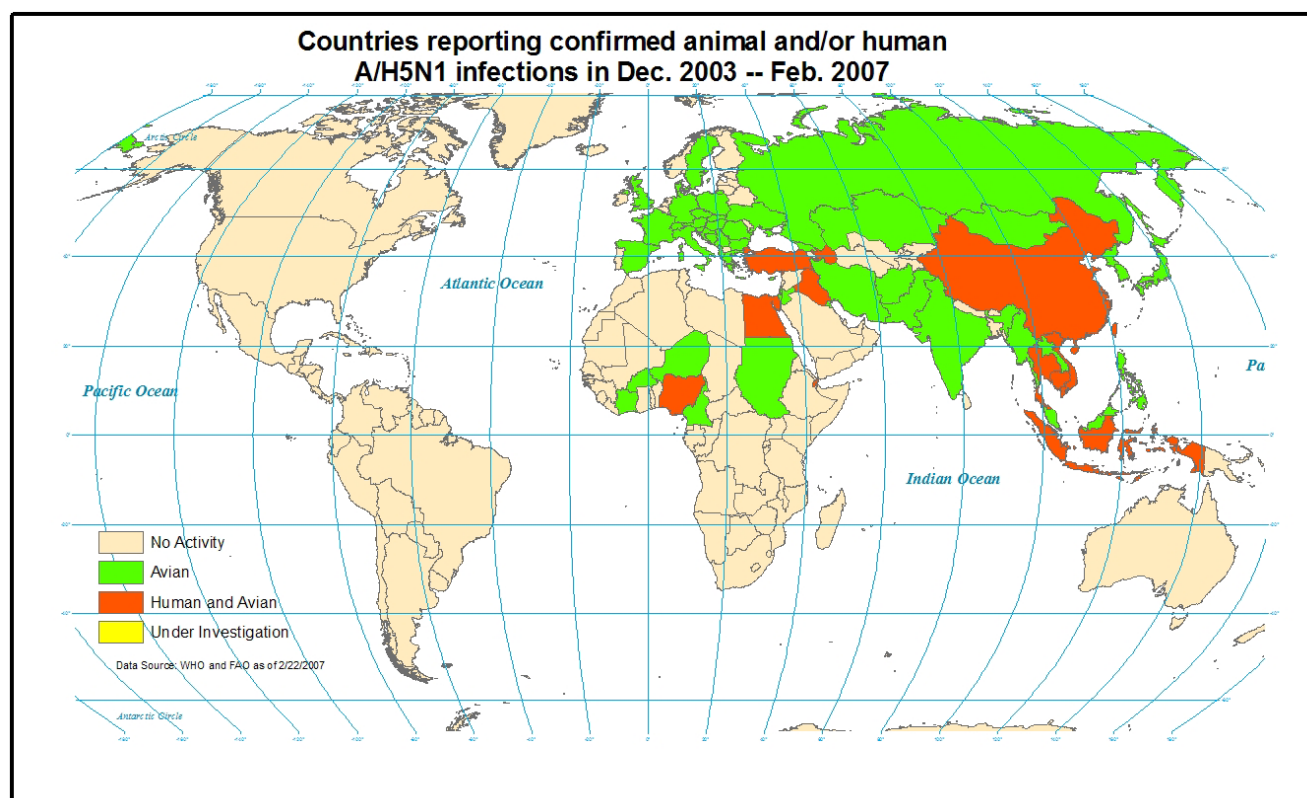
2/23/2007

Since the recent outbreak activity began at the end of December 2003, there have been a total of 274 confirmed human cases and 167 deaths*. Cases and deaths occurred in the following nations: Azerbaijan 8 cases and 5 deaths; Cambodia 6 cases and 6 deaths; China 22 cases and 14 deaths; Djibouti 1 case 0 deaths; Egypt 22 cases and 13 deaths; Indonesia 81 cases and 63 deaths; Iraq 3 case and 2 deaths; Nigeria 1 case and 1 death; Thailand 25 cases and 17 deaths; Turkey 12 cases and 4 deaths; and, Vietnam 93 cases and 42 deaths. Since the last update on 2/16/07 there has been one new case and death in Egypt. The case is a 5-yr old boy who was admitted to a hospital on 2/14/07 with flu-like symptoms, and his condition remains stable. The boy was exposed to sick birds (species not provided) one week prior to onset of symptoms. The death in Egypt was of the case reported last week, a 37-yr old female who was involved in the slaughter of poultry. Changes in the WHO case definition for human infection with avian influenza H5N1 can be found here:

http://www.who.int/csr/disease/avian_influenza/guidelines/case_definition2006_08_29/en/index.html . For an updated review of WHO-confirmed human cases of avian influenza A(H5N1) infection, from 11/25/2003 to 11/24/2006, please visit: http://www.who.int/csr/disease/avian_influenza/guidelines/wer8206/en/index.html

There have no reports of avian influenza spreading to new countries in the last few months. The complete list of countries reporting confirmed outbreaks of H5N1 in bird species since late December 2003 include Sudan, Spain, Djibouti, Ivory Coast, Czech Republic, Palestinian Autonomous Territories, United Kingdom, Burkina Faso, Jordan, Sweden, Israel, Afghanistan, Cameroon, Myanmar, Albania, Serbia and Montenegro, Hungary, Poland, Switzerland, Niger, Slovakia, France, Austria, Malaysia, Azerbaijan, India, Slovenia, Bosnia Herzegovina, Germany, Nigeria, Egypt, Bulgaria, Italy, Greece, Iran, Croatia, Cyprus, Ukraine, Turkey, Romania, Indonesia, China, Russia, Thailand, Vietnam, Kuwait (only one flamingo), Kazakhstan, Mongolia, Cambodia, Korea (Rep. of), and Japan. Countries with confirmed H5 (neuraminidase not determined yet) infection in birds include the Philippines, Iraq, and Laos.

The current phase of alert as defined by the WHO global influenza preparedness plan is phase 3, which states that human infections with a new subtype are occurring, but no human-to-human spread, or at most rare instances of spread to a close contact. At the present time the WHO is not recommending restrictions on travel to areas affected by H5N1 avian influenza, but is suggesting that travelers to these areas avoid contact with live animal markets and poultry farms, and any free-ranging or caged poultry. Evidence suggests that the primary route of infection at this time is associated with direct contact with infected poultry, or surfaces and objects contaminated by their droppings.



***All confirmed results are from official sources – WHO, CDC, FAO. Information on suspect cases comes from a variety of sources including Epi-X, Promed, and the official sources mentioned above.**

Find more information at: http://www.doh.state.fl.us/disease_ctrl/epi/htopics/BirdFlu.htm