



# Community Health Assessment

## June 2019- June 2024

---

*Published: June 2019*  
*Revised: November 2020*

---

## Table of Contents

Letter to the Community.....	3
Acknowledgements.....	4
Introduction & Methodology.....	7
Community Profile.....	10
Built Environment.....	14
Leading Causes of Death.....	16
Healthy Weight.....	17
Physical Activity.....	18
Nutrition.....	19
Tobacco.....	19
Social & Mental Health.....	20
Injury & Violence.....	23
Infectious Diseases.....	25
Sexual Health.....	27
Teen Pregnancy.....	30
References.....	31
Priority Areas.....	33
Appendix A: Focus Group Materials.....	35
Focus Group Discussion Questions.....	35
Focus Group Summary.....	36
Appendix B: Community Survey Materials.....	41
Community Survey.....	41
Community Survey Summary.....	41
Appendix C: Local Public Health System Assessment Summary.....	72
Appendix D: Forces of Change Materials.....	75
Forces of Change Survey.....	75
Forces of Change Summary.....	83

**Mission:**

To protect, promote & improve the health of all people in Florida through integrated state, county & community efforts.



**Ron DeSantis**  
Governor

**Vision:** To be the Healthiest State in the Nation

May 20, 2019

Dear Residents of Washington County:

Community health assessments (CHAs) provide information for problem and asset identification and policy formulation, implementation, and evaluation according to the National Association of County and City Health Officials (NACCHO). The CHA provides a snapshot in time of the community strengths, needs, and priorities. This CHA has been a collaborative process involving many community partners to identify strengths, capacity, and opportunity to better address the many determinants of health. Improving the health of the community is critical to enhancing Washington County residents' quality of life and supporting its future prosperity and well-being.

We would like to thank all of the citizens and community organizations that assisted in the development of this CHA. We also look forward to sharing this data with the public. To begin moving forward with next steps of implementation through a community health improvement plan (CHIP) will further our goal of becoming the healthiest county in Florida.

Sincerely,

Karen Johnson, M.S.N., A.P.R.N.  
Health Officer  
FDOH Washington

**Florida Department of Health**  
Washington County Health Department  
P. O. Box 648 • 1338 South Blvd. • Chipley, FL 32428  
PHONE: 850-638-6240 • FAX 850-638-6244

**Accredited Health Department**  
Public Health Accreditation Board

## Acknowledgments

The Florida Department of Health in Washington County thanks the following individuals and organizations for their invaluable contributions to this report.

### **CHA Planning Committee**

Donna Carnley, Early Learning Coalition of NW Florida  
Suzan Gage, Early Learning Coalition of NW Florida  
Traci Corbin, Florida Department of Health (FDOH)  
Susie Sewell, FDOH  
Karen Johnson, FDOH

### **Community Survey Committee**

Susie Sewell, Chair, FDOH- Nursing Director  
Suzan Gage, Co-Chair, Early Learning Coalition of NW Florida  
Judy Corbus, UF/IFAS Extension Washington County  
Amy Riley, Chipola Healthy Start  
Amanda Brannon, Washington County Sheriff's Office  
Cecilia Spears, Early Learning Coalition of NW Florida  
Lindsay Holmes, Early Learning Coalition of NW Florida

### **Community Focus Group Committee**

Sharron Hobbs, Chair, FDOH- Tobacco Prevention  
Milton Brown, Co-Chair, FDOH- Green Dot  
Stephanie Green, FDOH- School Health  
Renaee Rountree, Director Washington County Library  
Rachael Conrad, Chemical Addiction Recovery Effort (CARE)  
Allison Blevins, FDOH- Preparedness  
Susan Roberts, Washington County School Board Member  
Melissa Medley, FDOH- Heart Health Plus  
Arelly Sapp, FDOH- Green Dot

### **Forces of Change Committee**

Traci Corbin, Chair, FDOH- Accreditation/Quality Improvement Coordinator  
Cecilia Spears, Co-Chair, Early Learning Coalition of NW Florida  
Valery Lawton, FDOH- Healthy Start Coordinator  
Catherine Wynne, Big Bend Community Based Care Board Member  
Donna Carnley, Early Learning Coalition of NW Florida  
Rachael Conrad, CARE

## **Local Public Health System Committee**

Karen Johnson, Chair, FDOH- Health Officer  
Kristin Martin, Co-Chair, Washington County Sheriff's Office  
Brenda Blitch, FDOH-Preparedness  
Russ Thomas, FDOH- Environmental Health  
Sean Golder, PanCare of Florida  
Cecilia Spears, Early Learning Coalition of NW Florida

## **Other Key Partners**

Salem Avery, Northwest Florida Community Hospital (NFCH)  
Connie Swearingen, NFCH  
Eileen Swindle, NFCH  
Stephanie Gustuson, NFCH  
Janet Kinney, CFO, NFCH  
Michael Kozar, CEO, NFCH  
Melissa Collins, Gulf Coast Sexual Assault  
Kathy Green, FDOH  
Amanda Baker, FDOH  
Shelia Paul, FDOH  
Sunshine Speers, Emerald Coast Hospice  
Joe Taylor, Washington County Superintendent of Schools  
Anita Clarke, Washington County Council on Aging  
James Lewis, FDOH  
Martha Compton, Florida Panhandle Technical College  
Lynne Abel, Washington County Emergency Management  
Deborah Anderson, Community Home Health  
Lisa Autdencamp, Big Bend Community Based Care  
Nicole Barefield, Washington County News  
Missie Finch, NHC Homecare  
Kevin Crews, Washington County Sheriff  
Landrea Garrett, Kindred at Home  
Candice Hudson, FDOH  
Rick Kerr, Washington County Fire/Rescue  
Heather Lopez, Washington County Tourist Development Council  
George Parsons, PanCare  
Joel Paul, Tri County Community Council  
Troy Peoples, Washington County School District  
Stephanie Sweeting, Washington County Jail  
Natalie Parker, Rivertown Community Church  
Philip Horvath, Rivertown Community Church  
Hannah Gaaney, Gulf Coast State College Student  
Jeanna Olson, Department of Children & Families  
Kayleigh Cosson, CARE  
Joshua Skipper, Washington County Sheriff's Office  
Angela Klopff, United Way of NW Florida



**WASHINGTON COMMUNITY HEALTH IMPROVEMENT PARTNERSHIP (WCHIP)**



Washington  
County  
Public Library



United Way  
of Northwest Florida



## Introduction

The Florida Department of Health in Washington County (DOH-Washington) produces a Community Health assessment (CHA) every five years. The CHA **tells the story of public health in Washington County**. It shares the wonderful things about our community and the ways we can improve. We all have a role to play in making Washington County a **healthier place to live, learn, work and play!** As you read the CHA, think about how you can become involved.

## **Methodology**

To develop the CHA, we used the **Mobilizing for Action through Planning and Partnerships (MAPP)** model. The MAPP model is made up of four assessments that help identify public health issues in our community:

**Community Health Status Assessment:** This explains the health standing of our community. It helped us identify our key community health problems by reviewing data about health conditions, quality of life and risk factors in the community.

**Community Themes and Strengths Assessment:** Information was collected from three face-to-face focus groups that included citizens from the Council on Aging in Caryville, students from the Florida Panhandle Technical College, and members of the Hispanic Community. A community survey was also distributed throughout Washington County from August 2018 – March 2019 with over 250 people responding. The data helped us learn: what issues are important to our community, how the quality of life is seen in our community and what resources our community has that can be used to improve health.

**Local Public Health System Assessment:** Washington County stakeholders met in a face-to-face meeting on February 28, 2019 to review and score each of the ten essential public health services. Participants were asked questions about each essential service and scored each service using recommended scoring levels provided in the assessment instrument. The data helped us learn: how well public health services are being provided to our community and the performance and abilities of our public health system.

**Forces of Change Assessment:** Information was collected from community leaders, which helped us learn: what is happening or could happen that affects the health of our community and what dangers or opportunities are exposed by these occurrences.

# The MAPP Model



After the MAPP assessments were completed in March 2019, DOH-Washington created the 2019 CHA document. The CHA was then **edited by the Washington Community Health Improvement Partnership (WCHIP) Assessment Teams**. Afterward, the document was reviewed by the entire WCHIP which is comprised of multiple community organizations and citizens of Washington County. The responses provided by the WCHIP shaped the final CHA document.

Using this CHA as a guide, the **Community Health Improvement Plan (CHIP)** was created. The CHIP is used to address health concerns and issues reported in the CHA. WCHIP members meet quarterly to review, revise, and implement action plans related to the health concerns and issues identified.

**Health begins where you live, learn, work and play.** All Washington County residents should have the opportunity to make the choices that allow them to live a long, healthy life, regardless of their income, education, ethnic background or abilities.

It is important to work toward raising the bar for all Washington County residents so everyone can have the opportunity to make healthy choices. A **disparity** is when different groups of people have very different levels of health for no obvious reason. For example, it is important to know if people in one part of our county are sicker than people in the rest of the county. We would want to figure out what is going on and identify opportunities for better health.<sup>1</sup>



## What determines our health?<sup>2</sup>

**Economic Stability:** employment, income, housing, affordability of food and other necessities

**Education:** high school graduation, language, literacy

**Social & Community Context:** social support, discrimination, civic participation, policies, culture

**Health & Health Care:** access to health care, access to interventions, health literacy (or ability to understand and interpret health information)

**Neighborhood & Built Environment:** public safety, access to healthy foods, quality of housing, access to sidewalks, air quality, water quality, street lighting, parks

## Why does the CHA include information on education and income?

Higher education and incomes impact health in many ways. People with higher incomes have the opportunity to make healthy choices because they are more likely to live in safe homes and neighborhoods, have access to healthy foods and safe places to exercise, have health insurance and resources to deal with stressful life events. Those who are working and still struggling to pay the rent can't always make healthy choices because they don't have as many resources. Families who are struggling to get by are also more likely to face more overall stress and have less resources to deal with stressful events. Chronic stress creates higher levels of harmful hormones which can increase the risk of many diseases such as cancer, diabetes, heart disease and stroke.<sup>1,3</sup>

So, it makes sense that groups of people with more education and higher incomes generally have better health and live longer than those with lower incomes. Middle-income Americans are healthier than those who struggle financially, but they are less healthy than those with high incomes. Groups of people with the lowest incomes tend to have the worst health and die younger.<sup>1</sup>

## Why are the statistics broken down by population groups?

By comparing, we can see where we are doing well and where we could improve. It is helpful to look at how healthy people in Washington County are, as a group, compared to people in the rest of Florida or in the whole United States. These comparisons cannot be applied to individual people, only to groups of people. For example, men might be twice as likely to die of accidental poisoning than women, but that does not mean a specific man is twice as likely to die from poisoning than his sister.

## What are rates?

Rates are a way to compare between groups of different sizes. Let's say 1,000 puppies were born and 100 of those puppies died. Fifty of the puppies who died had stripes, and 50 had spots. These numbers would make us think striped and spotted puppies die at the same rate. But, what if 80% of the puppies born had stripes and 20% had spots? Then we would expect that if 100 puppies had died, 80

would have stripes and 20 would have spots. Rates help us see the number of puppies who die in relation to the number of puppies born.

Puppies Born		Puppies Died		Death Rate
800 Striped		50 Striped		50 of 800 = 6% (1 out of every 16)
200 Spotted	>	50 Spotted	=	50 of 200 = 25% (1 out of every 4)
1,000 Total		100 Total		100 of 1,000 = 10% (1 out of every 10)



This symbol is used throughout the CHA to highlight disparities, or areas that need improvement. We focus on the issues that need improvement so we can work together on solutions!

## Community Profile

### Population

The most recent population estimate for Washington County is 24,567. There were 8,558 households in the 2013-2017 American Community Survey (ACS).<sup>4</sup>

### Sex & Age

Washington County’s population is 54.2% male and 45.8% female. The median age of 42 years, Washington County has a similar age composition to the state of Florida (median age: 42.1 years). Washington County also has a similar proportion of its population in the 45-64 age group and a smaller portion in the <5 age group in comparison to Florida.<sup>5,6</sup>

#### Age Breakdown: Washington County, Florida and the U.S.

Age	Washington County	Florida	United States
<5	5.1%	5.5%	6.2%
5-14	12.4%	11.2%	12.9%
15-24	12.1%	12%	13.6%
25-44	26.2%	25.0%	26.4%
45-64	27.6%	26.6%	26.1%
65-74	10.8%	11.0%	8.6%
>74	7.0%	8.8%	6.3%

### Race & Ethnicity

Roughly eighty-one percent (80.6%) of the population is White, fifteen percent (14.9%) are Black or African American, alone and four percent (3.8%) are Hispanic or Latino. The remaining less than one percent (.7%) are represented by individuals classified as “other races or ethnicities”. Washington County has a foreign-born population of approximately three percent (2.8%).<sup>5</sup>

Race and Ethnicity: Washington County, Florida and U.S.

Race and Hispanic Origin	Washington County	Florida	United States
White	80.6%	77.6%	76.6%
Black or African American	14.9%	16.9%	13.4%
Hispanic or Latino	3.8%	25.0%	18.1%
Other	2.2%	5.6%	7.3%



**This symbol is used throughout the CHA to highlight positive aspects of Washington County.**

- Annual festivals and opportunities for families and visitors to enjoy local culture.<sup>7</sup>
- Choctawhatchee River, Econfina Creek, several lakes, and ponds offer outdoor activities for all ages.<sup>7</sup>
- Nature trails, camping, and boating sites can be found throughout the county. <sup>7</sup>
- Washington County Public Schools participate in the Community Eligibility Provision that provides all students with free lunch and breakfast.<sup>8</sup>
- Northwest Florida Community Hospital recognized as one of Florida’s Top Hospitals and has been selected for a Hospital of Choice Award.

## Educational Attainment

There are six public schools in the county (two elementary, two middle and two high schools). All are designated under the federal Title I program, meaning they have a large percentage of low-income students.



Washington County has a greater portion of people whose highest education level is high school or some college and a smaller portion with college degrees in comparison to the Florida average.<sup>4,6,9</sup>

2017	Washington County	Florida	United States
Less than 9 <sup>th</sup> grade	6.0%	5.1%	5.4%
9 <sup>th</sup> to 12 <sup>th</sup> grade, no diploma	13.5%	12.4%	7.2%
High school graduate (includes equivalency)	41.1%	29.0%	27.3%
Bachelor’s Degree or higher	11.3%	28.5%	30.9%

Graduation Rate Using Federal Guidelines	2017-18
White	83.3%
Black or African American	67.4%
Hispanic	81.8%

*“Better-educated individuals live longer, healthier lives than those with less education.” -Robert Wood Johnson Foundation<sup>1</sup>*

## Socioeconomic Characteristics



### Median Household Income<sup>5,6</sup>

Washington	\$36,989
Florida	\$50,883
United States	\$57,652



### Families in Poverty<sup>5,6</sup>

Washington County has a larger portion of people and families living in poverty in comparison to the state of Florida. The percentage of elementary and middle school students eligible for free/reduced lunch is 66.8% compared to Florida’s rate of 59.8%.

21.1% of Washington County residents lived below poverty level. <sup>5</sup>

Type of Family in Poverty	Washington Percentage	Florida Percentage
Families with Children Under 18	22.5%	18.2%
Families with Children Under 5	28.1%	17.0%
Families with Female Householder, no husband present with Children Under 18	51.4%	36.5%
Families with Female Householder, no husband present with Children Under 15	59.1%	39.1%
Individuals 18 years and over	16.5%	14.8%
Individuals 65 years and over	19.4%	10.3%

## 2019 Federal Poverty Guidelines<sup>10</sup>

### 2019 POVERTY GUIDELINES FOR THE 48 CONTIGUOUS STATES AND THE DISTRICT OF COLUMBIA

Persons in family/household	Poverty guideline
-----------------------------	-------------------

For families/households with more than 8 persons, add \$4,420 for each additional person.

1	\$12,490
2	\$16,910
3	\$21,330
4	\$25,750
5	\$30,170
6	\$34,590
7	\$39,010
8	\$43,430



### Medical & Dental Resources

Washington County has 1 primary care doctor/provider for every 4,910 residents. This is less than the goal of having 1 for every 1,040 residents.<sup>1</sup>

Washington County has 1 dentist for every 3,070 residents. This is less than the goal of having 1 for every 1,340 residents<sup>1</sup>

There are no pediatricians, obstetricians, or birthing facilities in Washington County.<sup>6</sup>

### Disability

30% of adults report having limited activities because of physical, mental, or emotional problems. The State rate is 21.2%.<sup>11</sup>

### Physical & Mental Health

18.4% of adults report having poor physical health and 14.6% report having poor mental health on 14 or more of the past 30 days compared to the State rate of 12.9% & 11.4% respectively.<sup>12</sup>



## Health Insurance Coverage

Florida Department of Health (DOH)-Washington and the Federally Qualified Health Center, PanCare, each offer medical and dental care to the uninsured.

Adults with any type of health care insurance coverage BRFSS Data 2016	
Washington	81.6%
Florida	83.7%

Adults who have Medicare	
Washington	44.2%
Florida	37.9%

Number of people enrolled in Medicaid for Washington County as of February 2019: 4,284<sup>13</sup>



### Hospital

Northwest Florida Community Hospital is a 59-bed healthcare facility that includes a 25-bed Critical Access hospital, a 34-bed Long Term Care Facility, Health Clinics, and a Home Health Agency. A clinic is available in Vernon.



## Built Environment in Washington County

Indicator	Washington	Florida
Population that live within a 1/2 mile of healthy food source	3.9%	30.9%
Population that live within a ten-minute walk (1/2 mile) of an off-street trail system <sup>7</sup>	2.3%	18.2%
Workers who used car, truck, or van - drove alone <sup>2</sup>	88.6%	79.5%

<sup>14</sup>



## Positive Factors

- There are 49 boat/canoe/kayak ramps & launches in Washington County. <sup>15</sup>
- There are 18 miles of Florida National Scenic Trail that pass-through Washington County in the Econfina Section. The Econfina Trail passes through public property managed by the Northwest Florida Water Management District.
- Pine Log Trail is an 8-mile length of Florida National Scenic Trail passing through Pine Log State Forest. This State Forest is located in the Southern section of Washington County. <sup>16</sup>
- Washington County Sidewalk construction since 2015:
  - CR 273 South Blvd from West of 7th St. to East of Peach St.
  - CR 273 South Blvd 5th St. to Hoyt Street and Hoyt St. from S Blvd. to US 90.
  - Utery Road from CR 280 Brickyard Road to 1st St./Pine Ave. Currently under construction; final completion anticipated date September 30, 2019
  - CR 273 South Blvd from Hoyt Street to Kirkland Road and along Kirkland Rd to CR 280 Brickyard Rd. Currently in Design; Construction slated for FY 2021
  - Once the Brickyard/Kirkland sidewalks are completed, all schools in Chipley will be connected with sidewalks.
- New Kate Smith Elementary School constructed in 2016 with 1,000 student stations available.



## Negative Factors

Fluoridated Water 2015 Data	Washington County
Percent of population on public water with optimally fluoridated water supplies	0.077

Housing	Data Year 2014	Washington County	Florida
Number of housing units		10,676	9,152,815
Percent of pre-1950 housing units		7.62	4.38
Percent of housing units built between 1950 and 1979		30.51	34.88

Percent of housing units that are vacant		21.60	19.22
Percent of occupied housing units that use wood, fuel oil, kerosene, coal, or coke as heating fuel		1.04	0.36
Percent of housing units that lack complete plumbing facilities		4.32	1.04

17

## Leading Causes of Death in Washington County 2015-17

Cause of Death	Percentage
Heart Disease	25%
Cancer	17%
Chronic Lower Respiratory Disease	6%
Stroke	5%
Diabetes	4%
All Other Causes	6%
Total Deaths	1,032.5



## Number of Cancer Deaths in Washington County 2017

The rate of heart disease and cancer deaths is higher than the State average for Florida.

Type of Cancer	Percentage
Lung	23
Colorectal	5
Breast	1
Prostate	2
Melanoma	0
Total Cancer Deaths	41

23,24





## Diabetes/Prediabetes

An estimated 84.1 million adults ages 18 years or older (33.9 percent of U.S. adults) have prediabetes and an estimated 30.3 million people have diabetes (9.4 percent of the U.S. Population).<sup>25</sup>

15.3% of adults in Washington County have been told they have diabetes and 8.7% have been told they are prediabetic according to 2016 Behavioral Risk Survey.<sup>11</sup>

Black residents are almost **TWICE** as likely to die from diabetes compared to White residents.<sup>6</sup>



## Heart Disease

Smoking is a major cause of cardiovascular disease (CVD) and causes approximately one of every four deaths from CVD. CVD is the single largest cause of death in the United States, killing more than 800,000 people a year. More than 16 million Americans have heart disease. Almost 8 million have had a heart attack and 7 million have had a stroke.<sup>18</sup>

Smoking causes **one in three** deaths from cardiovascular disease, including heart disease, and Chronic Lower Respiratory Disease.<sup>19</sup>

14.9% of adults in Washington County compared to 9.8% of Floridians have reported ever having a heart attack, angina, coronary heart disease, or stroke.

From 2015-2017 there were 40 deaths related to a heart attack.<sup>20</sup>

Cardiovascular disease is the No. 1 killer of women, causing 1 in 3 deaths each year.<sup>21</sup>

## Stroke

Strokes in Washington County lead to 211 hospitalizations from 2015-2017.<sup>20</sup>



## Healthy Weight in Washington County

## Obesity/Overweight

“We do not have many options locally for healthier lifestyles, such as access to fresh fruits and vegetables or recreation.”- Resident comment from survey, 2019

### Residents who are Overweight or Obese by Race/Ethnicity <sup>14</sup>

White	72.3%
Black	83.2%
Hispanic	No data

73% of adults are not at a healthy weight <sup>14</sup>

**76%** of males and **70%** of females are overweight or obese. <sup>14</sup>

**Fact:** Contributing factors in our society to obesity include the food we eat, physical activity environment, education, food marketing and promotion. <sup>29</sup>

### Percent of Students Who Are Overweight or Obese <sup>23</sup>

High School	36.7%
Middle School	33.9%

**Fact:** Children with obesity are at increased risk for type 2 diabetes, cardiovascular disease, sleep apnea, orthopedic problems, and psychosocial distress. <sup>24</sup>



## Physical Activity in Washington County

“Need a safe place to exercise. A local gym would be good.” Resident comments from survey, 2019

59% of adults in Washington County reported that they are inactive and 39% are completely sedentary. <sup>14</sup>

49% of residents have at least a 30-minute commute and drive alone to work. <sup>30</sup>

A 2012 study in the American Journal of Preventive Medicine found that the farther people commute by vehicle, the higher their blood pressure and body mass index. Also, the farther they commute, the less physical activity the individual tends to participate in. Each additional hour spent in a car per day is associated with a 6 percent increase in the likelihood of obesity. <sup>30</sup>

### Middle & High School Students Without Sufficient Vigorous Physical Activity <sup>31</sup>

High School	77.3%
Middle School	72%

### Nutrition in Washington County


In 2018, a total of 238 persons attended the following classes presented by University of Florida, Extension: Rock the Crock Slow Cooker; 5~30 Meals; Grill Smart, Eat Smart; Meals Under Pressure Pressure Cooking; Beginners Pressure Canning; Water Bath Canning; Introduction to Fermentation; Fresh Sausage Making; and Meat Smoking and Curing.

**Fact:** Breastfeeding provides optimal nutrition for infants. Studies show that breastfeeding reduces the risk of childhood obesity. Breastfeeding is especially important for underweight babies, who need optimum nutrition and their mother’s immunity to get through the first few months of life. <sup>32</sup>

### Women, Infant’s & Children (WIC) Program

Infants and Children < 24 mos. Old Of WIC Moms Ever Breastfed	Washington 78.9%	State 83.4 %
Percent of Breastfed Infants Enrolled in WIC	27.5%	37.1%
Infants at least 26 Weeks Old that are Breastfeeding	45.7%	35.8%

Only 19.4% of adults eat the recommended five servings of fruits and vegetables per day.<sup>11</sup>



### Tobacco in Washington County

#### Current Adult Smokers<sup>34</sup>

Washington	20.5%
Florida	15.5%
Goal	12%

Since 2002, smoking rates have declined in Washington County, but remain higher than the state.

#### Current Middle and High School Student Smokers<sup>33</sup>

High School	14.5%
Middle School	4.1%

### Percent of students who have ever used smokeless tobacco (chewing tobacco, snuff, or dip).

High School	21.7%
Middle School	10.2%

Washington Youth (Ages 11-17) who have ever tried electronic vaping has risen from 10.5% in 2012 to 31.9% in 2018.<sup>33</sup>

### Spotlight on E-Cigarettes

Electronic cigarettes are devices that deliver vapor to the user by heating “e-liquids”. Many e-liquids contain nicotine, a highly addictive chemical. Nicotine is the main reason people continue to use tobacco. The most popular brand is JUUL, a device shaped like a USB flash drive.<sup>35</sup>

Youth vaping, or e-cigarette use, has increased dramatically across the country and in Florida. In September, the FDA officially declared youth vaping an epidemic and stated that flavors play an important role in driving the youth appeal.<sup>35</sup>

- **74.5% of youth** in Washington County are committed to never using cigarettes<sup>33</sup>

### Smoking During Pregnancy<sup>36</sup>

15.5% of mother’s report smoking during pregnancy between 2015-17.<sup>36</sup>

#### Percentage of Pregnant Smokers<sup>36</sup>

Washington	White	17.4%
Florida	White	5.6%
Washington	Black	7.5%
Florida	Black	2.9%

**FACT: Moms who smoke** during pregnancy are at a greater risk for having a low birth weight and/or preterm delivery compared to moms who do not smoke during pregnancy.<sup>37</sup>



### Social & Mental Health in Washington County

148 people were hospitalized for mental disorders in 2017.<sup>38</sup>

#### Percentage of Adults Who Have Ever Been Told They Have a Depressive Disorder<sup>11</sup>

Washington	18.8%
Florida	14.2%

“We have no inpatient mental health services available in this county. People end up in facilities that are at least 60 miles away.” -Key Informant, 2019

**Percentage of Adults Who Had Poor Mental Health on 14 or More of the Past 30 days, Overall<sup>11</sup>**

Washington	14.6%
Florida	11.4%

25% of adults reported having poor physical or mental health that kept them from doing usual activities on 14 or more of the past 30 days.<sup>26</sup>

As of March 31, 2019, 39 Washington County children have been removed from their parental homes and are in the care of someone else. The greatest percent of children in Circuit 14 (Bay, Calhoun, Gulf, Holmes, Jackson and Washington) that have been removed are between the ages of 0-4 years old<sup>41</sup>

Adults with serious psychological distress are more likely to have family income below \$20,000 than those without. <sup>39</sup> 21% of Washington County individuals live below poverty.

Educational achievement is recognized as a factor that impacts a person’s health. <sup>40</sup>

**Adults 25 years and over with no High School diploma**

Washington	19.5%
Florida	12.4%

**How many households are struggling in Florida?**

**ALICE**, an acronym for **A**sset **L**imited, **I**ncome **C**onstrained, **E**mloyed, comprises households that earn more than the Federal Poverty Level but less than the basic cost of living for the state (the ALICE Threshold). Of Florida’s 7,574,766 households, 1,056,316 earn below the Federal Poverty Level (14 percent) and another 2,424,570 (32 percent) are ALICE. Combined, 3,480,886 (46 percent) live below the ALICE threshold.

**Census County Divisions (CCD)<sup>43</sup>**

COUNTY 2016	TOTAL HOUSEHOLDS	% ALICE & POVERTY
Washington	8,370	54%

Town	Total HH	% ALICE & Poverty
Caryville CCD	1,339	49%
Chipley	1,258	61%
Chipley CCD	2,852	52%
Ebro	102	56%
Vernon	303	63%
Vernon CCD	4,179	57%
Wausau	163	62%

**Tri County Community Council** served **5,420** residents in Washington County: Head Start /Early Head Start, HUD housing, Community Services Block Grant (self-sufficiency, attaining an adequate education, job development, supportive services, food pantry & transportation), Low Income Home Energy Assistance Program (provides assistance to meet the cost of home heating and cooling

needs), Transportation, EFS (emergency food & shelter), and services through their Senior Center.

### Adults Who Engage in Heavy or Binge Drinking by Race/Ethnicity

White Non-Hispanic	10.3%
Black Non-Hispanic	2.1%
Women	7.7%
Men	11.3%

Binge drinking is having 5 or more drinks for males or 4 or more drinks for females during a single occasion in the past 30 days.<sup>44</sup>

Heavy drinking is having more than 2 drinks per day for males and more than 1 drink per day for females.<sup>44</sup>

### Middle School Students Who Have Used Alcohol in Past 30 days<sup>45</sup>

Middle school students who have used alcohol in past 30 days, Percent of Middle School Students, Single Year		
	Washington	Florida
Year	Percent	Percent
2016	10.0	8.3
2015		9.4
2014	15.1	10.1

Middle school students reporting binge drinking, Percent of Middle School Students, Single Year		
	Washington	Florida
Year	Percent	Percent
2016	3.6	3.2
2015		3.4
2014	5.1	3.9

Middle school students using marijuana/hashish in past 30 days, Percent of Middle School Students, Single Year		
	Washington	Florida
Year	Percent	Percent
2016	4.1	3.2
2015		3.7
2014	4.3	4.2

## Injury & Violence in Washington County

Total Count of Non-Fatal Injury ED Visits by Mechanism- Washington County, 2017	
Falls	835
Struck by Against	335
Motor Vehicle Traffic (motorcyclist, occupant, other, pedal cyclist, pedestrian)	248
Cut/Pierce	232
Overexertion	217

46

Age Group	Percent of Deaths	Highest Incidence of Injury Death 2017
Less than 1	0	
1-14	0	
15-64	13%	Motor Vehicle Accident
15-64	13%	Firearm
65+	10%	Falls

46

**FACT:** Fall death rates in the U.S. **increased** 30% from 2007 to 2016 for older adults.<sup>48</sup>

In 2017 there were **4** homicides committed by suffocation, firearms and cutting/piercing in Washington County.<sup>47</sup>

**58** Washington County children had alleged maltreatments related to household violence and intimate partner violence.<sup>42</sup>

### Suicide

1. According to the Centers for Disease Control and Prevention (CDC) WISQARS Leading Causes of Death Reports, in 2017: <sup>49</sup>
  - Suicide was the tenth leading cause of death overall in the United States, claiming the lives of over 47,000 people.
  - Suicide was the second leading cause of death among individuals between the ages of 10 and 34, and the fourth leading cause of death among individuals between the ages of 35 and 54.
  - There were more than twice as many suicides (47,173) in the United States as there were homicides (19,510).

In 2017 there were **5** suicides reported in Washington County between the ages of 25-84.<sup>50</sup>

## Drugs

In May of 2017, Florida's Governor declared the opioid epidemic in Florida a **public health emergency**. This allowed the state to obtain grant money to pay for prevention, treatment and recovery services.

Information from Florida Emergency Medical Services Tracking and Reporting System (EMSTARS) for 2018 fourth quarter:<sup>51</sup>

### **Drug Overdose**

Geographic Area	Non-Fatal	Fatal
Washington	4	0
Bay	38	0
Holmes	4	0

### **Opioid Overdose**

Geographic Area	Non-Fatal	Fatal
Washington	2	0
Bay	20	0
Holmes	0	0

### **Opioid-antagonist<sup>36</sup>**

Geographic Area	Non-Fatal	Fatal
Washington	2	0
Bay	61	0
Holmes	0	0

### **Opioid Use, Washington County<sup>51</sup>**

	2017	2016
Opioid Overdose Death	1	1
Drug Overdose Death	1	1
Suspected Non-Fatal Opioid-involved Overdose	3	10
Suspected Non-Fatal All Drug Overdose	27	35
Drug Arrests	380	107
Adult	368	105
Juvenile	12	2





From 1/1/18 to 1/1/19 there were **65** animal bite reports sent to the Health Department. Majority involved dogs.



## Vaccine-Preventable Diseases

Certain dangerous diseases, like polio, measles, and smallpox can be prevented with vaccinations.<sup>2</sup> **96.4%** of kindergarten students in Washington County have been fully vaccinated as of December 2018. The Florida goal is 95%.<sup>58</sup>

2.6% of the 271 kindergarten students have a religious exemption to receiving vaccinations.<sup>59</sup>

### Herd Immunity

When a contagious disease enters an unvaccinated group, many members are infected because they lack immunity against the disease. When a large percentage of the population is vaccinated, the spread of disease is limited. This indirectly protects unimmunized individuals, including those who can't be vaccinated and those for whom vaccination was not successful. This is the principle of herd immunity.<sup>60</sup>

### Viral Hepatitis

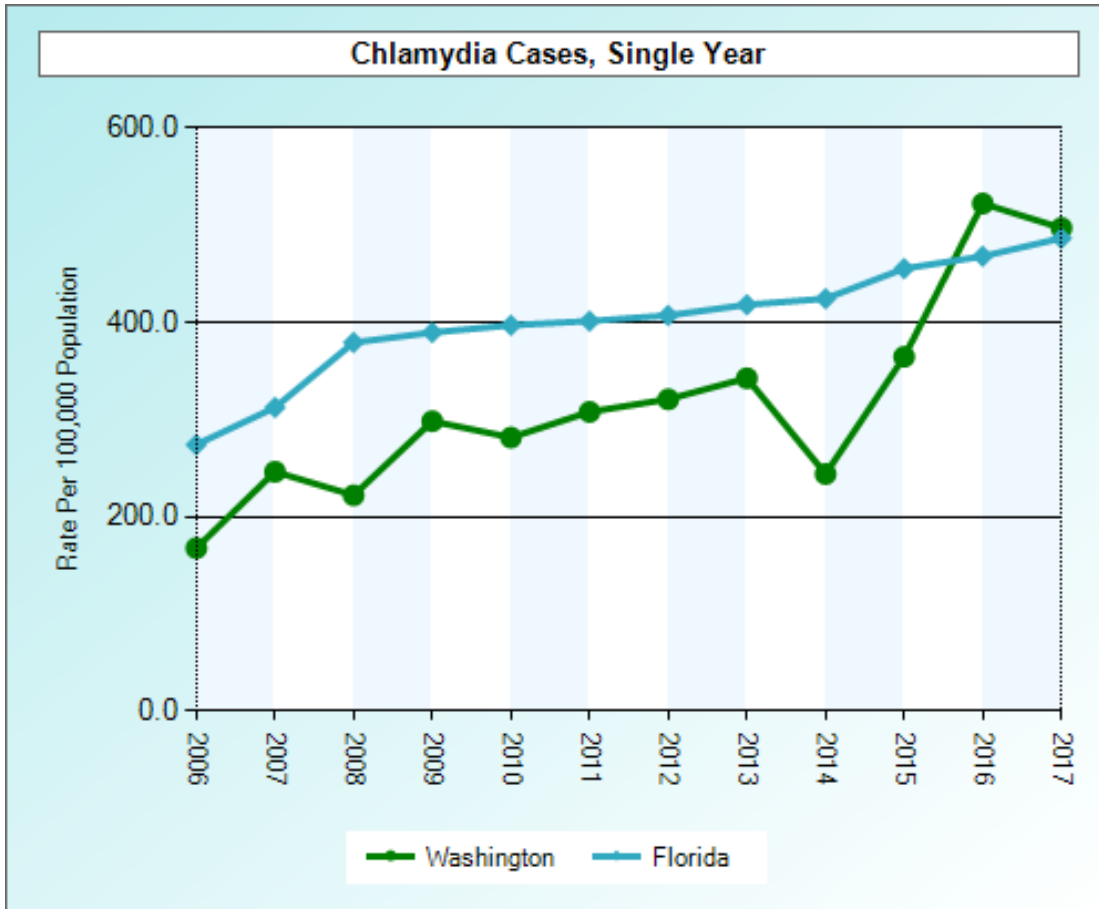
Hepatitis means inflammation of the liver. Hepatitis is often caused by a virus. The most common type of viral hepatitis are hepatitis A, hepatitis B, and hepatitis C.<sup>55</sup>

**Hepatitis B and C** are transmitted through blood and body fluids.<sup>55</sup>  
There are vaccines against **Hepatitis A and B** available.

2016-2019 Hepatitis Cases in Washington County <sup>61</sup>		
A	B Chronic	C Chronic
1	14	463

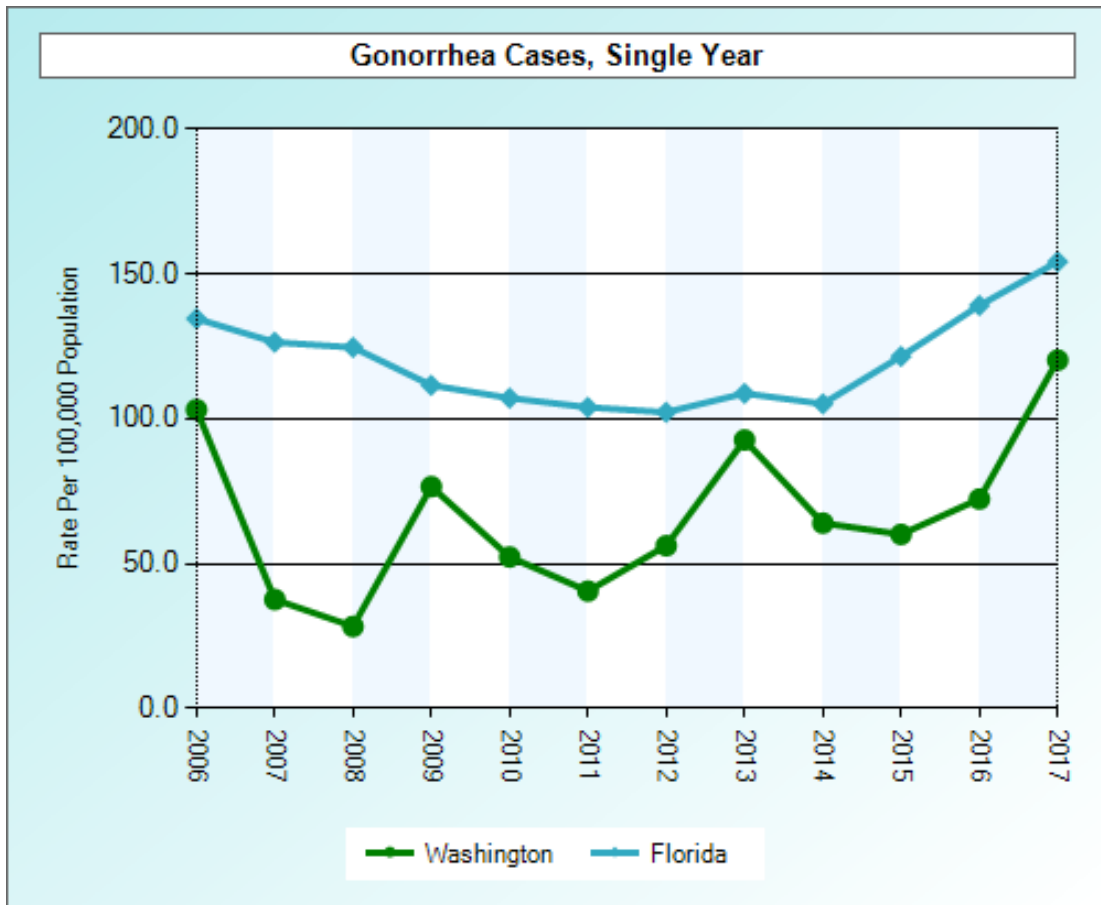


## Sexual Health in Washington County



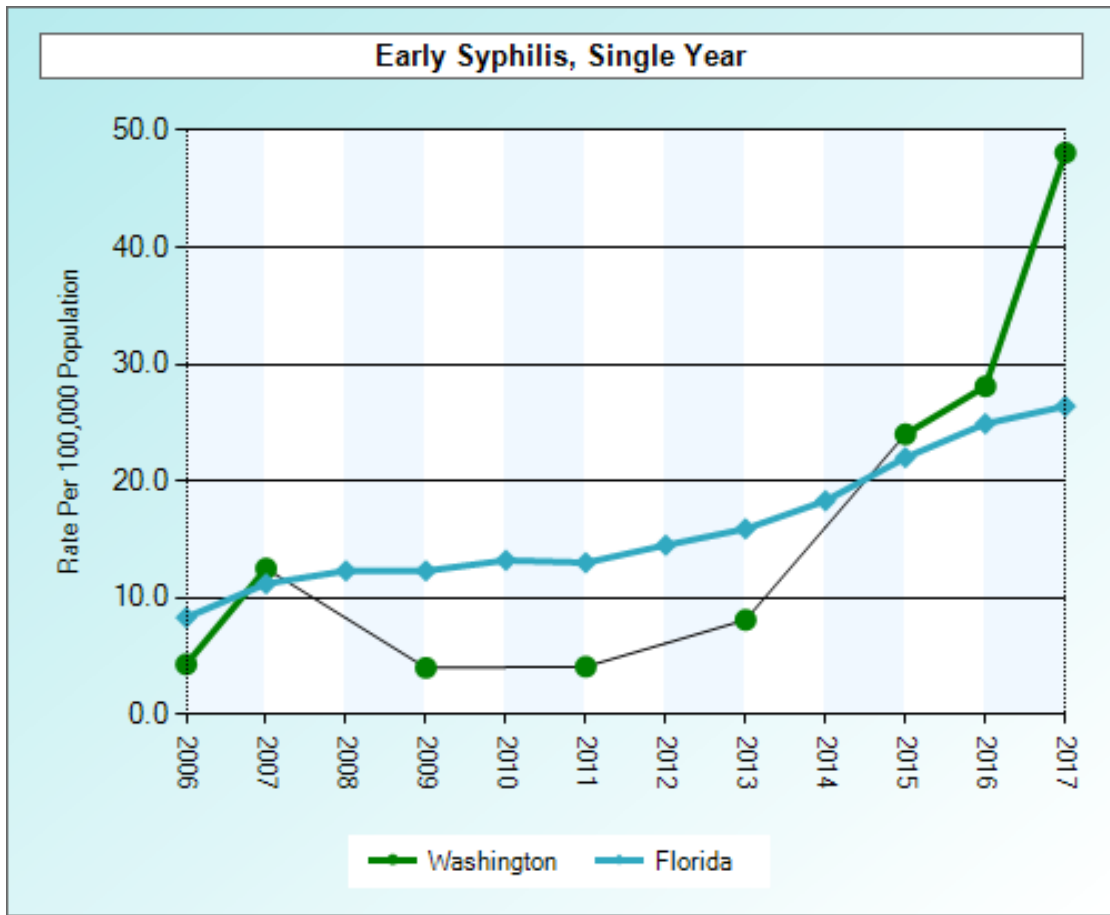
### Chlamydia Counts 2017<sup>61</sup>

Females	90	Males	34
Non-Hispanic White	20	Non-Hispanic Black	23



**Gonorrhea Counts 2017<sup>61</sup>**

Females	15	Males	15
Non-Hispanic White	5	Non-Hispanic Black	7



### Syphilis Counts 2017<sup>61</sup>

Females	0	Males	12
Non-Hispanic White	1	Non-Hispanic Black	3

Reported cases of chlamydia increased by 46% from 2013 to 2017.

Washington County ranks **19<sup>th</sup> out of 67** counties in Florida for the highest rates of chlamydia infections.

Reported cases of gonorrhea increased by 30% from 2013 to 2017.

### Teen Pregnancy in Washington County<sup>62</sup>

Births to Mothers' Ages 15-19			
Year	Count	Rate	State Rate
2017	18	27.5	18.5
2016	30	46.5	19.5
2015	19	29.7	21.0

From 2015-2017, there were **10** repeat births among women ages 15-19 in Washington County. All of these occurred among White mothers.

**Young age** is a factor that makes a pregnancy high risk. Pregnant teens are more likely to develop pregnancy-related high blood pressure and anemia.<sup>63</sup>

## References

1. Robert Wood Johnson Foundation. (2016-17). Retrieved from <http://www.countyhealthrankings.org>
2. Centers for Disease Control and Prevention. (2014-2017). Retrieved from <https://www.cdc.gov/nchhstp/socialdeterminants/faq.html#what-are-social-determinants>
3. American Psychological Association. (2017). Retrieved from <http://www.apa.org/helpcenter/understanding-chronic-stress.aspx>
4. American Community Survey. (2013-2017). Retrieved from <https://factfinder.census.gov/faces/nav/jsf/pages/index.xhtml>
5. United States Census Bureau. (2013-2017). Retrieved from [https://factfinder.census.gov/faces/nav/jsf/pages/community\\_facts.xhtml](https://factfinder.census.gov/faces/nav/jsf/pages/community_facts.xhtml)
6. Florida Health CHARTS. (2017). Retrieved from <http://www.flhealthcharts.com/ChartsReports/rdPage.aspx?rdReport=ChartsProfiles.CountyHealthProfile>
7. Chamber of Commerce Washington County. Retrieved from <https://www.washcomall.com/>
8. Washington County School District. Retrieved from <https://www.wcsdschools.com/news?ID=34334102-AF8D-47B5-A1E2-61F168DFF8A9>
9. Florida Department of Education. Retrieved from <http://www.fldoe.org/accountability/data-sys/edu-info-accountability-services/pk-12-public-school-data-pubs-reports/students.stml>
10. United States Department of Health & Human Services, Office of the Assistant Secretary for Planning and Evaluation. (2017). Retrieved from <https://aspe.hhs.gov/poverty-guidelines>
11. Florida Health Charts. (2017). Retrieved from <http://www.flhealthcharts.com/charts/Brfss.aspx>
12. Florida Health Charts. (2017). Retrieved from <http://www.flhealthcharts.com/charts/SocialAndMentalHealth/default.aspx>
13. Agency for Health Care Administration. (2018). Retrieved from [http://ahca.myflorida.com/medicaid/Finance/data\\_analytics/enrollment\\_report/index.shtml](http://ahca.myflorida.com/medicaid/Finance/data_analytics/enrollment_report/index.shtml)
14. Florida Health Charts. (2017). Retrieved from <http://www.flhealthcharts.com/ChartsReports/rdPage.aspx?rdReport=ChartsProfiles.HealthiestWeightCountyProfile>
15. Florida Fish and Wildlife Conservation Commission. Retrieved from <https://publictemp.myfwc.com/le/boatramp/public/CountySearch.aspx>
16. Florida Trail Association. Retrieved from <http://www.floridatrail.org/pine-log/>
17. Florida Environmental Public Health Tracking. Retrieved from <https://www.floridatracking.com/healthtracking/report.htm?i=1010&s=1#reportProfileTab>
18. Centers for Disease Control and Prevention. Retrieved from [https://www.cdc.gov/tobacco/data\\_statistics/sgr/50th-anniversary/pdfs/fs\\_smoking\\_CVD\\_508.pdf](https://www.cdc.gov/tobacco/data_statistics/sgr/50th-anniversary/pdfs/fs_smoking_CVD_508.pdf)
19. Centers for Disease Control and Prevention. Retrieved from [https://www.cdc.gov/mmwr/volumes/65/wr/mm6544a2.htm?s\\_cid=mm6544a2\\_w](https://www.cdc.gov/mmwr/volumes/65/wr/mm6544a2.htm?s_cid=mm6544a2_w)
20. Florida Health Charts. (2017). Retrieved from <http://www.flhealthcharts.com/ChartsReports/rdPage.aspx?rdReport=ChartsProfiles.CountyChronicDiseaseProfile>
21. American Heart Association, Go Red for Women. Retrieved from <https://www.goredforwomen.org/en/about-heart-disease-in-women/facts>
22. Florida Behavioral Risk Factor Surveillance System (BRFSS). 2016. Retrieved from <http://www.flhealthcharts.com/Charts/Brfss/DataViewer.aspx?bid=77>
23. Florida Youth Behavioral Risk Factor Surveillance System. 2016. Retrieved from <http://www.flhealthcharts.com/Charts/YouthTobacco/YTDataViewer.aspx?bid=8>
24. Centers for Disease Control and Prevention. Preventing Chronic Disease. Retrieved from [https://www.cdc.gov/pcd/issues/2015/15\\_0185.htm](https://www.cdc.gov/pcd/issues/2015/15_0185.htm)
25. Florida Cancer Data System. Retrieved from [https://fcds.med.miami.edu/downloads/FloridaAnnualCancerReport/2015/Table\\_No\\_T16\\_\(2015\).pdf](https://fcds.med.miami.edu/downloads/FloridaAnnualCancerReport/2015/Table_No_T16_(2015).pdf)
26. Florida Health Charts. (2017). Retrieved from <http://www.flhealthcharts.com/ChartsReports/rdPage.aspx?rdReport=ChartsProfiles.CountyHealthSummary>
27. U.S. Department of Health and Human Services National Institute of Diabetes and digestive and Kidney Diseases. Retrieved from <https://www.niddk.nih.gov/health-information/health-statistics/diabetes-statistics>
28. Smoking and cardiovascular disease. Surgeon general report on smoking & health. Retrieved from [https://www.cdc.gov/tobacco/data\\_statistics/sgr/50th-anniversary/pdfs/fs\\_smoking\\_CVD\\_508.pdf](https://www.cdc.gov/tobacco/data_statistics/sgr/50th-anniversary/pdfs/fs_smoking_CVD_508.pdf)
29. Adult obesity causes & consequences. CDC. Retrieved from <https://www.cdc.gov/obesity/adult/causes.html>
30. Robert Wood Johnson Foundation County Health Rankings. Retrieved from <http://www.countyhealthrankings.org/app/florida/2019/measure/factors/137/description>
31. Florida Health Charts. (2017). Retrieved from <http://www.flhealthcharts.com/ChartsReports/rdPage.aspx?rdReport=ChartsProfiles.ChildHealthStatusProfile>
32. Centers for Disease Control and Prevention. Breastfeeding. Retrieved from <https://www.cdc.gov/breastfeeding/index.htm>
33. 2018 Florida Youth Tobacco Survey County Reports. Retrieved from <http://www.floridahealth.gov/statistics-and-data/survey-data/florida-youth-survey/2018FYTSCountyPDF/Washington.pdf>
34. Healthy People 2020. Retrieved from <https://www.healthypeople.gov/2020/topics-objectives/topic/tobacco-use/objectives>
35. Tobacco Free Florida. E-Epidemic: Vaping and Youth. Retrieved from <http://tobaccofreeflorida.com/eepidemic/>
36. Florida Health Charts. (2017). Retrieved from <http://www.flhealthcharts.com/ChartsReports/rdPage.aspx?rdReport=ChartsProfiles.PregnancyandYoungChild>

37. Centers for Disease Control and Prevention. Smoking & Tobacco Use. Smoking During Pregnancy. Retrieved from [https://www.cdc.gov/tobacco/basic\\_information/health\\_effects/pregnancy/index.htm](https://www.cdc.gov/tobacco/basic_information/health_effects/pregnancy/index.htm)
38. Florida Health Charts. (2017). Retrieved from <http://www.flhealthcharts.com/Charts/OtherIndicators/NonVitalIndDataViewer.aspx?cid=9877>
39. Pratt LA, Dey AN, Cohen AJ. Characteristics of adults with serious psychological distress as measured by the K6 scale: United States, 2001–2004. Retrieved from <https://www.ncbi.nlm.nih.gov/pubmed/17432488>
40. Agency for Healthcare Research and Quality. Population Health: Behavioral and Social Science Insights. Retrieved from <https://www.ahrq.gov/professionals/education/curriculum-tools/population-health/zimmerman.html>
41. Florida Department of Children and Families. Retrieved from <https://www.myflfamilies.com/programs/childwelfare/dashboard/c-in-ooh.shtml>
42. Florida Department of Children and Families. Retrieved from <https://www.myflfamilies.com/programs/childwelfare/dashboard/alleged-maltreatments.shtml>
43. ALICE: A Study of Financial Hardship in Florida. 2018 Report. United Way.
44. Florida Health CHARTS. (2017). Retrieved from <http://www.flhealthcharts.com/Charts/Brfss/DataViewer.aspx?bid=10>
45. Florida Health CHARTS. (2017). Retrieved from <http://www.flhealthcharts.com/Charts/OtherIndicators/NonVitalIndRateOnlyDataViewer.aspx?cid=509>
46. Florida Health CHARTS. (2017). Retrieved from <http://www.flhealthcharts.com/ChartsReports/rdPage.aspx?rdReport=ChartsProfiles.InjuryProfileDASHBOARD>
47. Florida Health CHARTS. (2017). Retrieved from <http://www.flhealthcharts.com/ChartsReports/rdPage.aspx?rdReport=ChartsProfiles.InjuryProfileDASHBOARD>
48. Centers for Disease Control and Prevention. Falls are serious and costly. Retrieved from <https://www.cdc.gov/homeandrecreationalsafety/falls/adultfalls.html>
49. National Institute of Mental Health. Suicide. Retrieved from <https://www.nimh.nih.gov/health/statistics/suicide.shtml>
50. Florida Health Charts. (2017). Retrieved from <http://www.flhealthcharts.com/charts/DataViewer/DeathViewer/DeathViewer.aspx?indNumber=0116>
51. Florida Department of Health. Emergency Medical Services Controlled Substance Overdose Report. Fourth Quarter 2018 October–December.
52. Florida Health CHARTS. (2017). Retrieved from <http://www.flhealthcharts.com/ChartsReports/rdPage.aspx?rdReport=ChartsProfiles.OpioidUseDashboard>
53. Drugs Identified in Deceased Persons by Florida medical Examiners, Annual Report. (2016). Retrieved from <https://www.fdle.state.fl.us/MEC/Publications-and-Forms/Documents/Drugs-in-Deceased-Persons/2016-Annual-Drug-Report.aspx>
54. Florida Health CHARTS. (2017). Retrieved from <http://www.flhealthcharts.com/ChartsReports/rdPage.aspx?rdReport=FrequencyMerlin.Frequency&FirstTime=True>
55. Center for Disease Control and Prevention. What is Viral Hepatitis?. Retrieved from <https://www.cdc.gov/hepatitis/>
56. Center for Disease Control and Prevention. Rabies. Retrieved from <https://www.cdc.gov/rabies/>
57. Rabies Prevention and Control in Florida, 2014. Retrieved from [https://floridahealth.sharepoint.com/sites/EMERGENCYPREPAREDNESS/EPP/Statewide\\_SOP\\_14\\_RabiesGuide.pdf](https://floridahealth.sharepoint.com/sites/EMERGENCYPREPAREDNESS/EPP/Statewide_SOP_14_RabiesGuide.pdf)
58. Florida Health CHARTS. (2018). Retrieved from <http://www.flhealthcharts.com/charts/OtherIndicators/NonVitalIndNoGrpDataViewer.aspx?cid=0075>
59. Florida Department of Health Annual Immunization Assessment of Kindergarten Students 2018–19 By County, Public and Private Schools, December 2018.
60. The History of Vaccines. Retrieved from <https://www.historyofvaccines.org/content/herd-immunity-0>
61. Florida Health CHARTS. (2017). Retrieved from <http://www.flhealthcharts.com/charts/CommunicableDiseases/default.aspx>
62. Florida Health CHARTS. (2017). Retrieved from <http://www.flhealthcharts.com/Charts/DataViewer/BirthViewer/BirthViewer.aspx?cid=0001&agefrom=15&ageto=19>
63. US Department of Health and Human Services National Institutes of Health. What are some factors that make a pregnancy high risk? Retrieved from <https://www.nichd.nih.gov/health/topics/high-risk/conditioninfo/factors>
64. Centers for Disease Control and Prevention. Retrieved from <https://www.cdc.gov/publichealthgateway/publichealthservices/essentialhealthservices.html>



## Priority Areas

Based on data collected from the Forces of Change Survey, Community Survey, Local Public Health System meeting, and the three Focus Groups the following issues were identified and brought to members of the Washington County Health Improvement Partnership (WCHIP):

- **Economics** (jobs, technology, housing, funding)
  - Natural disasters
  - Lack of affordable housing opportunities
  - Lack of jobs and increasing unemployment
  - Decreased funding for public programs
  - Increasing technology requirements
  - Assuring a competent workforce
  - Lack of economic opportunities
- **Substance Abuse** (alcohol & drugs)
  - Increase in drug abuse
  - Top 3 behaviors of concern: #1 Drug abuse; #2 Being overweight/obese; #3 Alcohol abuse
- **Mental Health**
  - Increase in mental health issues
  - Top 3 areas that have access & availability problems: #1 Mental health services for adults; #2 Mental health services for young children & teens #3 Substance Abuse Services
- **Violence/Crime**
  - Increase in violence/crime
  - Top 3 other issues that are important to address: #1 Addiction- alcohol or drug; #2 Child abuse/neglect; #3 Domestic violence
- **Communication**
  - Increasing reliance on social media
  - Need for improved communication in the county
- **Healthcare**
  - Change in prescribing of controlled substances
  - Lack of awareness of health services
  - Lack of specialists
  - Lack of access to services
  - Lack of long-term care options
  - Need affordable health insurance options
  - Improving research/innovations
  - Linkage to health services
  - Top 3 Health problems most important to address: #1 High blood pressure; #2 Obesity #3 Diabetes & Cancer (Tied on rankings)
  - Barrier to getting health care- Lack of evening and weekend services

- **Other**
  - Need for faith-based intervention
  - Need for transportation
  - Improving research/innovations

Members from the Washington County Health Improvement Partnership (WCHIP) met on April 23, 2019 to review the summary of the four MAPP assessments and other community data. Four priority areas were selected based on members voting and discussion.

The following issues were chosen as the most important public health concerns or priorities in Washington County:

**Communication**

- Resources
- Dissemination
- Keeping public informed

**Mental Health**

- Availability
- Resources

**Substance Abuse**

- Drug use

**Health**

- Obesity
- Chronic Diseases

# **Appendix A: Focus Group Materials**

## **Qualitative Data Collection: Focus Group Washington County Community Health Assessment**

### **Focus Group Discussion Questions**

1. What makes you most proud of this community?
2. What is important to this community?
3. What could be improved in the community?
4. Do you feel this is a safe place to live?
5. How would you define quality of life?
6. Are you satisfied with the healthcare systems in your community?
7. Are there health services that you or someone you know needs but are not available? (Discuss the availability of social services in the community)
8. What barriers to health care do you or other community members' experience?
  - a. What gets in the way-emotions-social stigmas-money-transportation?
9. Which significant problems or unhealthy behaviors are occurring in this county that concerns you the most?
10. What assets does the community have that can be used to improve the community's health?
  - a. Leaders, organizations, natural resources
11. Do you believe that there is a network of support for individuals and families during times of stress and mental health need?
12. Do you know where you would go to get help with substance abuse or addiction?
13. What do you see as the school's role in health?
14. Are you familiar with the services that the health department provides to clients?
  - a. Do you think the services are meeting the needs of the community? If not, what services do you feel should be added? Are there any services that should be eliminated?
15. What programs or activities would you like to have in Washington County to improve your life?
16. In the last few minutes we have left---is there anything else you would like to discuss?

---

## Community Focus Group Summary

---

A core element of the MAPP model is the Community Strengths and Themes Assessment. As noted in the Florida MAPP Field Guide, this portion of the planning process is intended to generate direct feedback from community residents regarding perceptions of their own health, community health, and access to healthcare services. This assessment attempts to generate a better understanding of community health issues and concerns as well as residents' quality of life. The themes and issues identified during this phase often offer insight into the information discovered through the other assessments.

Staff of the Florida Department of Health in Washington County conducted three focus groups in November 2018. The purpose of conducting the focus groups was to better understand the perspectives of community stakeholders on the health and healthcare needs of Washington County residents. These focus groups were intended to ascertain opinions of stakeholders with knowledge of the community. The findings provide qualitative information, revealing community sentiments regarding healthcare services in Washington County. A summary of community opinions is reported without assessing the veracity of participant comments.

### Community Focus Groups

Community input was solicited via three focus groups held in Washington County during November 2018. Focus group participants were given a survey with questions about their demographics, insurance status, quality of life, health status, and more. Additionally, discussion questions were presented at the meeting for participants to answer aloud. Appendix A includes the full survey and discussion questions.

The focus groups were advertised via local newspapers, websites, flyers at strategic locations throughout the county (e.g., banks, public offices, doctors' offices, and community centers), and word of mouth. Meetings were held at three locations in Washington County in an attempt to capture opinions from a diverse citizen base. To further capture the diversity of Washington County residents a focus group was conducted in Spanish with members of the Hispanic community.

Meeting locations included:

- Florida Panhandle Technical College, Chipley, FL
- St. Joseph Catholic Church, Chipley, FL
- Caryville Community Center, Caryville, FL

Following the focus groups, an analysis of the focus group data was conducted to determine top themes and issues discussed by community participants. Using field notes and recordings of the focus groups, participant responses were grouped into categories and weighted based on the frequency, extensiveness, and intensity with which a category or topic was discussed. Frequency relates to how often a comment or topic was mentioned. Extensiveness relates to how in depth a comment or topic was discussed. Intensity relates to whether a comment was discussed with greater strength/depth of feeling.

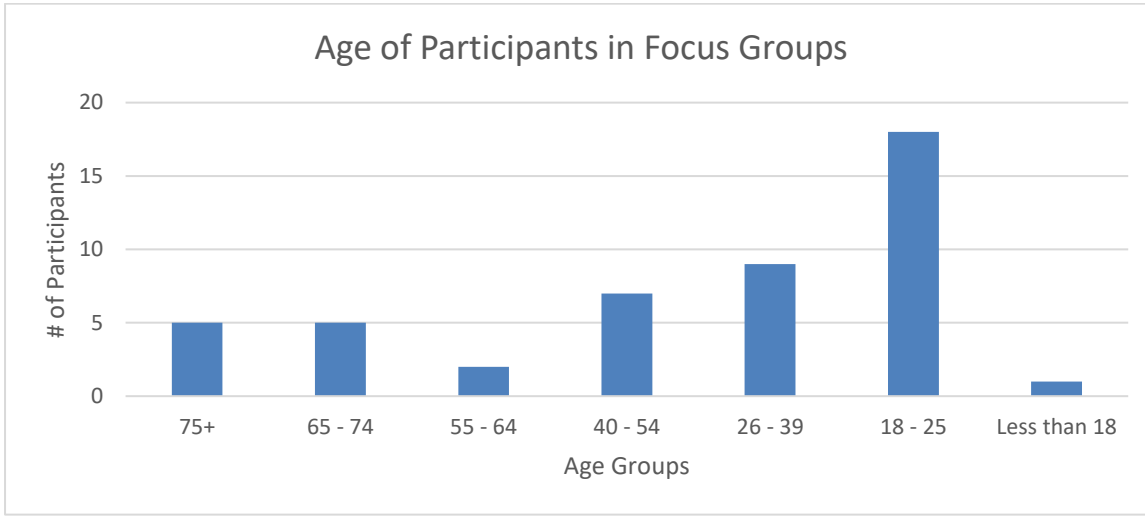
### Focus Group Demographics

A total of 47 participants in attendance at the focus groups filled out the demographic survey.

Data Points to pick from to highlight:

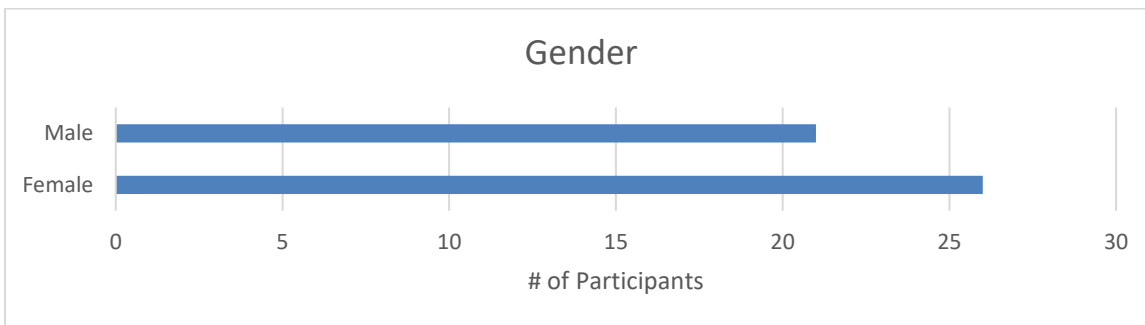
Age Distribution:

75+	11%
65 - 74	11%
55 - 64	4%
40 - 54	15%
26 - 39	19%
18 - 25	38%
Less than 18	2%



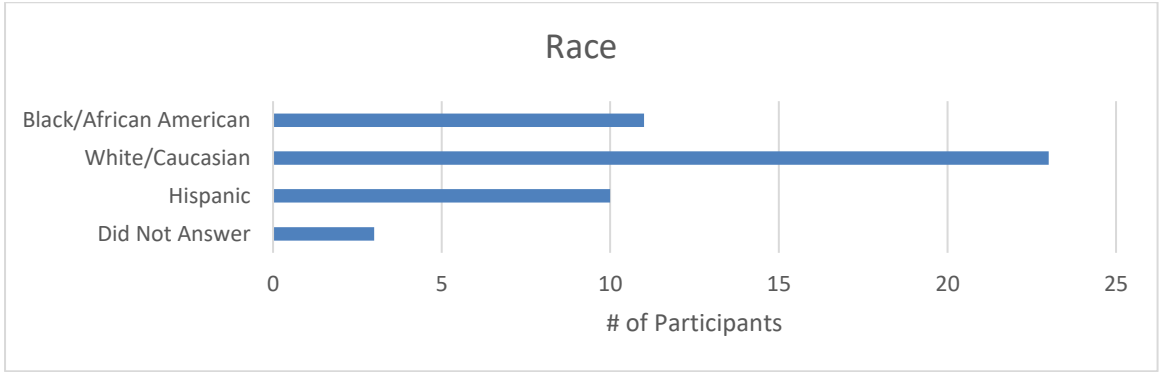
**Gender:**

Female	55%
Male	45%



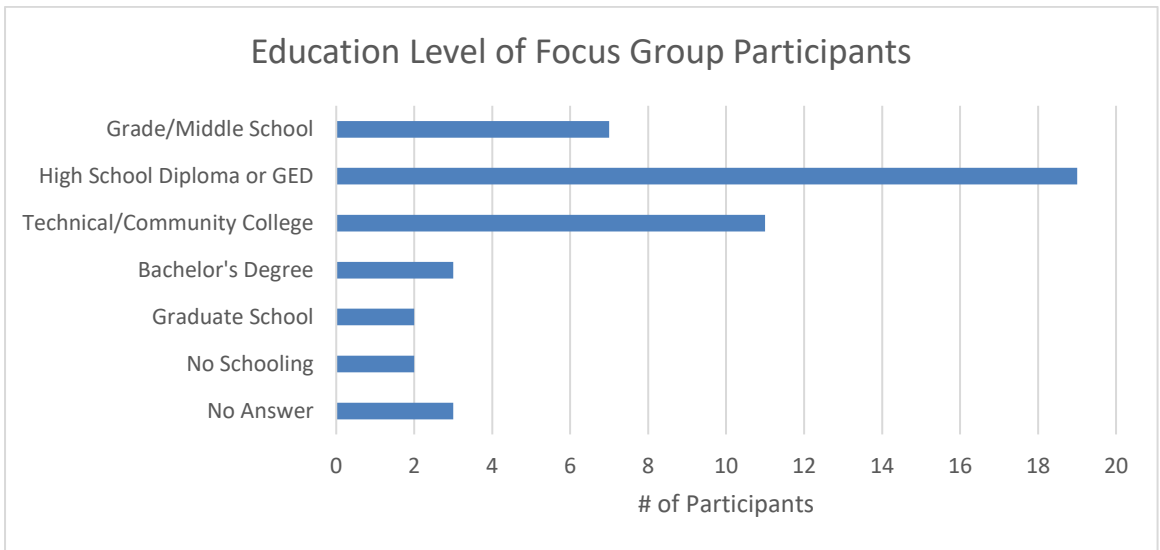
**Race**

Did Not Answer	6%
Hispanic	21%
White/Caucasian	49%
Black/African American	23%



### Education Level

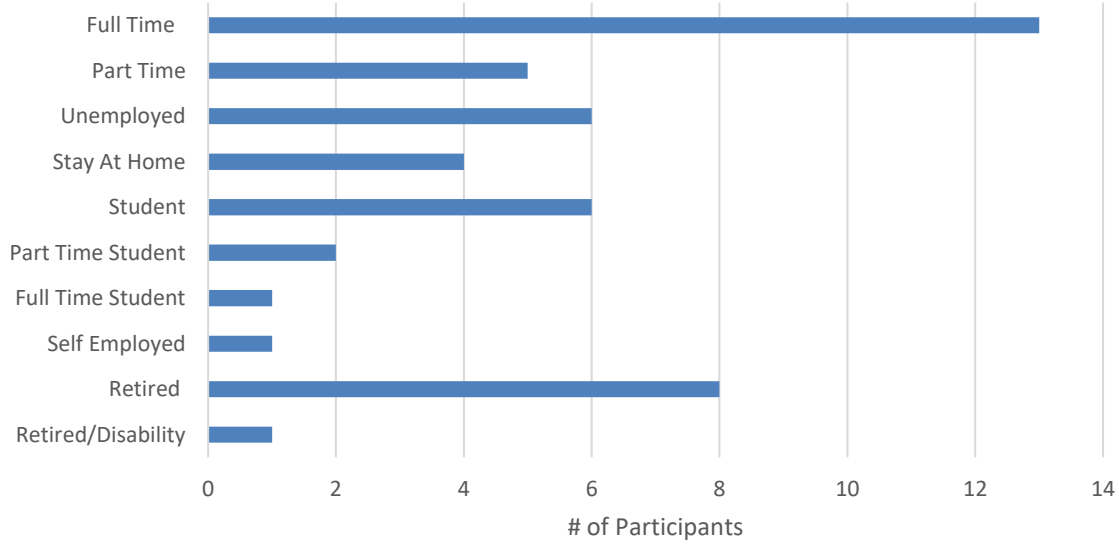
No Answer	6%
No Schooling	4%
Graduate School	4%
Bachelor's Degree	6%
Technical/Community College	23%
High School Diploma or GED	40%
Grade/Middle School	15%



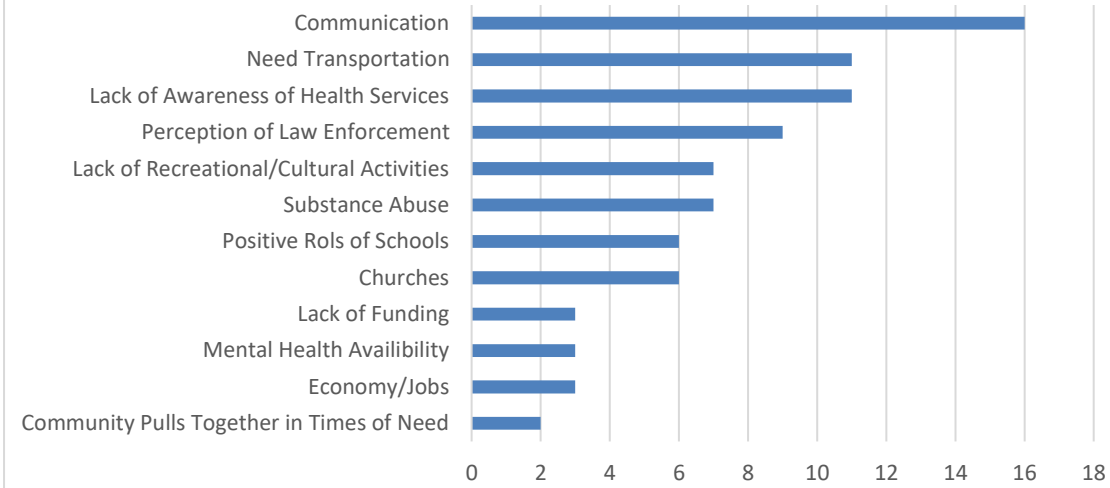
### Household Annual Income (Before Taxes)



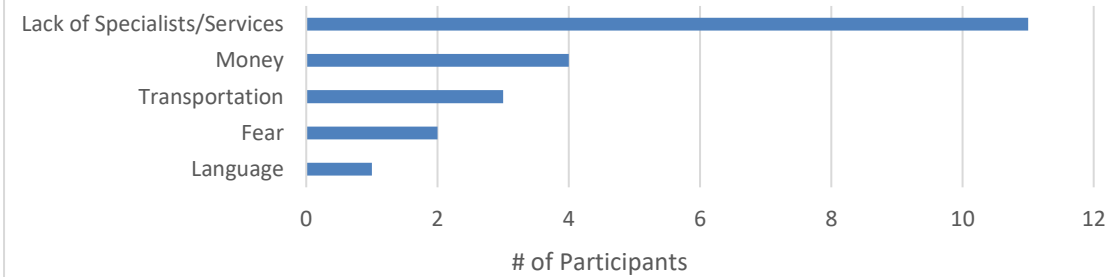
### Employment Status



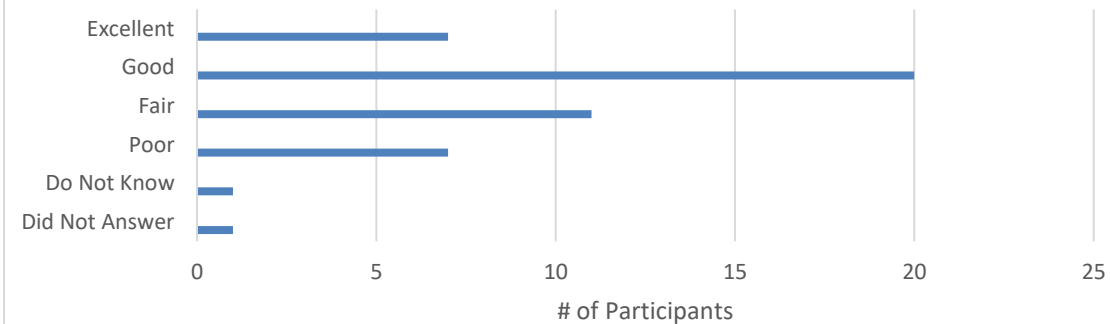
## Top Themes & Issues Discussed Among Focus Group Participants



## Healthcare Barriers



## Overall Health





## Appendix B: Community Survey Materials

# How Healthy is Washington County?



The Washington Community Health Improvement Partnership needs your help in better understanding the community's health. Please fill out this survey to share your opinions about healthcare services and the quality of life in Washington County. The survey results will be presented to the community and made available to the public in a written report. The information gathered from responses to this survey will help make Washington County a better place to live.

*Thank you in advance for your participation!*

### 1. CHECK UP TO 5 SELECTIONS YOU FEEL ARE THE MOST IMPORTANT FEATURES OF A HEALTHY COMMUNITY:

- |  |  |
|--|--|
| <input type="checkbox"/> Access to churches or other places of worship                                       | <input type="checkbox"/> Affordable and/or available housing options |
| <input type="checkbox"/> Good place to raise kids  | <input type="checkbox"/> Preventative health services                |
| <input type="checkbox"/> Access to healthcare  | <input type="checkbox"/> Available arts and cultural events          |
| <input type="checkbox"/> Good public transportation  | <input type="checkbox"/> Quality child care                          |
| <input type="checkbox"/> Access to parks and recreation  | <input type="checkbox"/> Clean environment                           |
| <input type="checkbox"/> Access to healthy food  | <input type="checkbox"/> Quality social services                     |
| <input type="checkbox"/> Access to library services  | <input type="checkbox"/> Good place to raise kids                    |
| <input type="checkbox"/> Adequate handicapped parking and other accommodations for persons with disabilities | <input type="checkbox"/> Sidewalks, bike paths, and walking trails   |
| <input type="checkbox"/> Low crime rates/safe neighborhoods  | <input type="checkbox"/> Good place to grow old                      |
| <input type="checkbox"/> Low death and disease rates   | <input type="checkbox"/> Good education                              |

### 2. CHECK UP TO 5 HEALTH PROBLEMS YOU FEEL ARE THE MOST IMPORTANT TO ADDRESS IN WASHINGTON COUNTY:

- |  |  |
|--|--|
| <input type="checkbox"/> Asthma                                    | <input type="checkbox"/> Heart disease & stroke                      |
| <input type="checkbox"/> High blood pressure                       | <input type="checkbox"/> HIV/ AIDS/Sexually Transmitted Diseases     |
| <input type="checkbox"/> Cancers                                   | <input type="checkbox"/> Obesity                                     |
| <input type="checkbox"/> Contagious diseases (i.e. flu, pneumonia) | <input type="checkbox"/> Respiratory/ lung disease (COPD, emphysema) |
| <input type="checkbox"/> Diabetes                                  | <input type="checkbox"/> Hepatitis (A, B, C, D, E)                   |

### 3. CHECK UP TO 5 AREAS THAT YOU FEEL IS AN ACCESS AND AVAILABILITY PROBLEM IN WASHINGTON COUNTY:

- |  |   |
|--|---|
| <input type="checkbox"/> Dental care services                                | <input type="checkbox"/> Pediatric services                             |
| <input type="checkbox"/> End of life care (nursing homes, hospice)           | <input type="checkbox"/> Prenatal care                                  |
| <input type="checkbox"/> Halfway houses and group homes                      | <input type="checkbox"/> Childbirth education                           |
| <input type="checkbox"/> Hospital services                                   | <input type="checkbox"/> Primary care services                          |
| <input type="checkbox"/> Mental health services for adults                   | <input type="checkbox"/> Specialty care services (i.e. surgery, X-rays) |
| <input type="checkbox"/> Mental health services for young children and teens | <input type="checkbox"/> Substance abuse services                       |

**4. CHECK UP TO 5 OF THE OTHER ISSUES YOU FEEL ARE THE MOST IMPORTANT TO ADDRESS IN WASHINGTON COUNTY:**

- |   |  |
|---|--|
| <input type="checkbox"/> Addiction – alcohol or drug                | <input type="checkbox"/> Mental Health           |
| <input type="checkbox"/> Homelessness                               | <input type="checkbox"/> Medical errors          |
| <input type="checkbox"/> Child abuse/neglect                        | <input type="checkbox"/> Suicide                 |
| <input type="checkbox"/> Drowning                                   | <input type="checkbox"/> Teenage pregnancy       |
| <input type="checkbox"/> Firearm-related injuries                   | <input type="checkbox"/> Prescription drug costs |
| <input type="checkbox"/> Domestic violence                          | <input type="checkbox"/> Rape/sexual assault     |
| <input type="checkbox"/> Infant death/premature birth               | <input type="checkbox"/> Bullying                |
| <input type="checkbox"/> Motor vehicle crash injuries               | <input type="checkbox"/> Cyber bullying          |
| <input type="checkbox"/> Homicide                                   | <input type="checkbox"/> School violence         |
| <input type="checkbox"/> Environmental health, sewers, septic tanks | <input type="checkbox"/> Other                   |

**5. CHECK UP TO 5 BEHAVIORS YOU ARE MOST CONCERNED ABOUT IN WASHINGTON COUNTY:**

- |  |   |
|--|---|
| <input type="checkbox"/> Alcohol abuse   | <input type="checkbox"/> Not getting vaccines to prevent disease  |
| <input type="checkbox"/> Juvenile delinquency  | <input type="checkbox"/> Unlicensed and/or unsafe drivers   |
| <input type="checkbox"/> Drug abuse  | <input type="checkbox"/> Violence   |
| <input type="checkbox"/> Lack of exercise  | <input type="checkbox"/> Not using birth control  |
| <input type="checkbox"/> Teen sexual activity  | <input type="checkbox"/> Unsafe sex   |
| <input type="checkbox"/> Racism  | <input type="checkbox"/> Lack of prevention activities (i.e. cancer screenings, cholesterol screenings, etc.) |
| <input type="checkbox"/> Tobacco use (i.e. cigarettes, cigars, chewing tobacco, e-cigarette use) | <input type="checkbox"/> Poor eating habits   |
| <input type="checkbox"/> Being overweight/obese  | <input type="checkbox"/> Child safety issues  |
| <input type="checkbox"/> Dropping out of school  | <input type="checkbox"/> Other  |

**6. WHAT DO YOU FEEL ARE BARRIERS FOR YOU IN GETTING HEALTH CARE?**

**PLEASE ANSWER EACH STATEMENT BELOW USING A SCALE OF 1 TO 3:**

**1 = THIS IS A BARRIER    2 = THIS IS NOT A BARRIER    3 = I DON'T KNOW**

<input type="checkbox"/>	Lack of transportation	<input type="checkbox"/>	Fear of what people will think
<input type="checkbox"/>	Have no regular source of healthcare	<input type="checkbox"/>	Don't trust healthcare providers
<input type="checkbox"/>	Can't pay for services/medication	<input type="checkbox"/>	Afraid to have health check-up
<input type="checkbox"/>	Lack of evening and week-end services	<input type="checkbox"/>	Don't like accepting government assistance
<input type="checkbox"/>	Can't find providers that accept my insurance	<input type="checkbox"/>	Bad past experience
<input type="checkbox"/>	Doubt the treatment will help	<input type="checkbox"/>	Not sure when I need healthcare
<input type="checkbox"/>	Don't know what types of services are available	<input type="checkbox"/>	Healthcare information is not kept confidential

**7. WHEN YOU NEED TO USE PRESCRIPTION MEDICATIONS FOR AN ILLNESS, DO YOU... (CHECK ALL THAT APPLY)**

- |  |   |
|--|---|
| <input type="checkbox"/> Have your prescription filled at the drugstore or supermarket | <input type="checkbox"/> Use herbal remedies instead                                |
| <input type="checkbox"/> Go without medicine   | <input type="checkbox"/> Use leftover medication prescribed for a different illness |
| <input type="checkbox"/> Use medication of friends or family                           | <input type="checkbox"/> Get medications from sources outside the country           |
| <input type="checkbox"/> Buy over-the-counter medicine instead                         |   |

**8. HOW DO YOU RATE YOUR OVERALL HEALTH? (CHECK ONE SELECTION)**

- Excellent       Good       Fair       Poor       Don't Know

**9. HOW WOULD YOU RATE WASHINGTON COUNTY AS A "HEALTHY COMMUNITY"? (CHECK ONE SELECTION)**

- Very Healthy     Healthy       Somewhat Healthy     Unhealthy       Somewhat Unhealthy     Very Unhealthy

**10. HOW IS YOUR HEALTHCARE COVERED? (CHECK ALL THAT APPLY)**

- Health insurance offered from your job or a family member's job       Military Coverage  
 Medicare       I don't have health insurance  
 Health insurance that you pay for on your own       Other (Please Describe): \_\_\_\_\_  
 Medicaid      \_\_\_\_\_  
 Veterans' Administration      \_\_\_\_\_

**11. WHO DO YOU FEEL IS MOST RESPONSIBLE FOR KEEPING YOU HEALTHY? (CHECK ONE SELECTION)**

- Medical Professionals       Family       Other (Please Describe): \_\_\_\_\_  
 Hospitals       Church or Another Place of Worship      \_\_\_\_\_  
 School Clinics       Myself      \_\_\_\_\_

**12. WHERE DO YOU GO IF YOU ARE SICK OR NEED ADVICE ABOUT YOUR HEALTH? (CHECK ONE SELECTION)**

- Hospital emergency room       Social Media/Web Searches  
 A doctor's office       No where—I don't have a place to go when I get sick  
 The local health department       Other (Please describe): \_\_\_\_\_  
 A school clinic      \_\_\_\_\_  
 Urgent Care/Walk-in Clinic      \_\_\_\_\_

**13. CHECK ANY SOCIAL MEDIA SERVICES YOU USE ON A REGULAR BASIS.**

- Facebook       Pinterest       Tumblr  
 Twitter       Snapchat       Other (Please Name): \_\_\_\_\_  
 LinkedIn       Instagram      \_\_\_\_\_

**14. HAVE YOU EVER USED A CHILD CARE CENTER OR FAMILY CHILD CARE HOME TO CARE FOR YOUR CHILDREN?**

- Yes       No       I have no children

**15. OTHER THAN THE COST OF CHILD CARE, WHAT ARE THE 3 MOST IMPORTANT FACTORS THAT YOU WOULD CONSIDER WHEN CHOOSING CHILD CARE?**

- What the children will learn       Extra-curricular options for my child (karate, dance, art etc.)  
 Safety of children       Hours of operation  
 Qualifications of staff teaching/caring for children       Other  
 Location  
 Is this a good match for my child

**16. CHECK UP TO 3 OF YOUR MOST TRUSTED SOURCES FOR ADVICE ON HOW TO HELP PREPARE A CHILD FOR LEARNING AT SCHOOL?**

- |   |   |  |
|---|---|--|
| <input type="checkbox"/> Health care provider | <input type="checkbox"/> Friends                          | <input type="checkbox"/> Television                |
| <input type="checkbox"/> Social Media         | <input type="checkbox"/> Church or other place of worship | <input type="checkbox"/> Teachers in the community |
| <input type="checkbox"/> Internet resources   | <input type="checkbox"/> Newspaper/Magazine               | <input type="checkbox"/> Agencies in the community |
| <input type="checkbox"/> Family               |   | <input type="checkbox"/> Other                     |

**PLEASE RATE HOW YOU FEEL ABOUT THE FOLLOWING STATEMENTS. SELECT ONLY ONE RESPONSE FOR EACH QUESTION.**



17.	Overall, Washington County is a safe place to live.					
18.	Washington County is a good place to raise children.					
19.	Washington County is a good place to grow old.					
20.	There is economic opportunity in Washington County.					
21.	There are resources and support services in the community to help with special needs and in times of crisis.					
22.	I voice my opinion regarding issues affecting Washington County when given the opportunity.					
23.	Government and community officials are responsive to the overall needs of the community.					
24.	Washington County has affordable housing options, including rentals, government low income programs, and senior and retirement housing.					
25.	I regularly participate in community service activities.					
26.	I am satisfied with the health care services I receive in Washington County.					
27.	I am satisfied with the educational opportunities in Washington County.					

**Other Information**

Please check or fill in the blanks for the following questions. There will be no way to identify you or your answers.

**28. NAME OF CITY/TOWN WHERE YOU LIVE:** \_\_\_\_\_ **ZIP CODE:** \_\_\_\_\_

**29. HOW LONG HAVE YOU LIVED THERE?:** \_\_\_\_\_

- 30. AGE**
- |                                       |                                |                                |                              |
|---------------------------------------|--------------------------------|--------------------------------|------------------------------|
| <input type="checkbox"/> Less than 18 | <input type="checkbox"/> 26-39 | <input type="checkbox"/> 55-64 | <input type="checkbox"/> 75+ |
| <input type="checkbox"/> 18-25        | <input type="checkbox"/> 40-54 | <input type="checkbox"/> 65-74 |                              |

**31. GENDER**     Male                       Female                       Trans/Other

**32. RACE/ETHNICITY: WHICH GROUP DO YOU MOST IDENTIFY WITH?**

- |   |   |
|---|---|
| <input type="checkbox"/> Black/African American | <input type="checkbox"/> White/Caucasian                |
| <input type="checkbox"/> Asian/Pacific Islander | <input type="checkbox"/> Other (Please describe): _____ |
| <input type="checkbox"/> Hispanic               |   |
| <input type="checkbox"/> Native American        |   |

**33. EDUCATION: PLEASE CHECK THE HIGHEST LEVEL COMPLETED:**

- |  |   |
|--|---|
| <input type="checkbox"/> Grade/Middle School         | <input type="checkbox"/> 4-Year College/Bachelor's Degree |
| <input type="checkbox"/> High School Diploma or GED  | <input type="checkbox"/> Graduate/Advanced Degree         |
| <input type="checkbox"/> Technical/Community College | <input type="checkbox"/> Other                            |

**34. EMPLOYMENT STATUS:**

- |   |  |                                       |
|---|--|---------------------------------------|
| <input type="checkbox"/> Employed Full Time | <input type="checkbox"/> Retired                           | <input type="checkbox"/> Student      |
| <input type="checkbox"/> Employed Part Time | <input type="checkbox"/> Stay-At-Home Parent/Family Member | <input type="checkbox"/> Volunteer    |
| <input type="checkbox"/> Unemployed         |  | <input type="checkbox"/> Other: _____ |

**35. HOUSEHOLD YEARLY INCOME (BEFORE TAX):**

- |   |   |  |
|---|---|--|
| <input type="checkbox"/> Less than \$10,000   | <input type="checkbox"/> \$20,000 to \$30,000 | <input type="checkbox"/> \$50,000-\$99,000 |
| <input type="checkbox"/> \$10,000 to \$20,000 | <input type="checkbox"/> \$30,000 to \$50,000 | <input type="checkbox"/> \$100,000 or more |

**36. WHAT IS YOUR MARITAL STATUS?**

- |                                  |                                    |  |
|----------------------------------|------------------------------------|--|
| <input type="checkbox"/> Single  | <input type="checkbox"/> Separated | <input type="checkbox"/> Widow/Widower |
| <input type="checkbox"/> Married | <input type="checkbox"/> Divorced  | <input type="checkbox"/> Other         |

**PLEASE LIST ANY OTHER COMMENTS YOU HAVE ABOUT THE HEALTH ISSUES IN WASHINGTON COUNTY:**

---

---

---

---

---

---

---

---

---

---

---

---

---

---

---

---

---

---

---

---

---

---

---

---

**THANK YOU FOR COMPLETING OUR SURVEY!**

---

## Community Survey Summary

---

### Community Survey

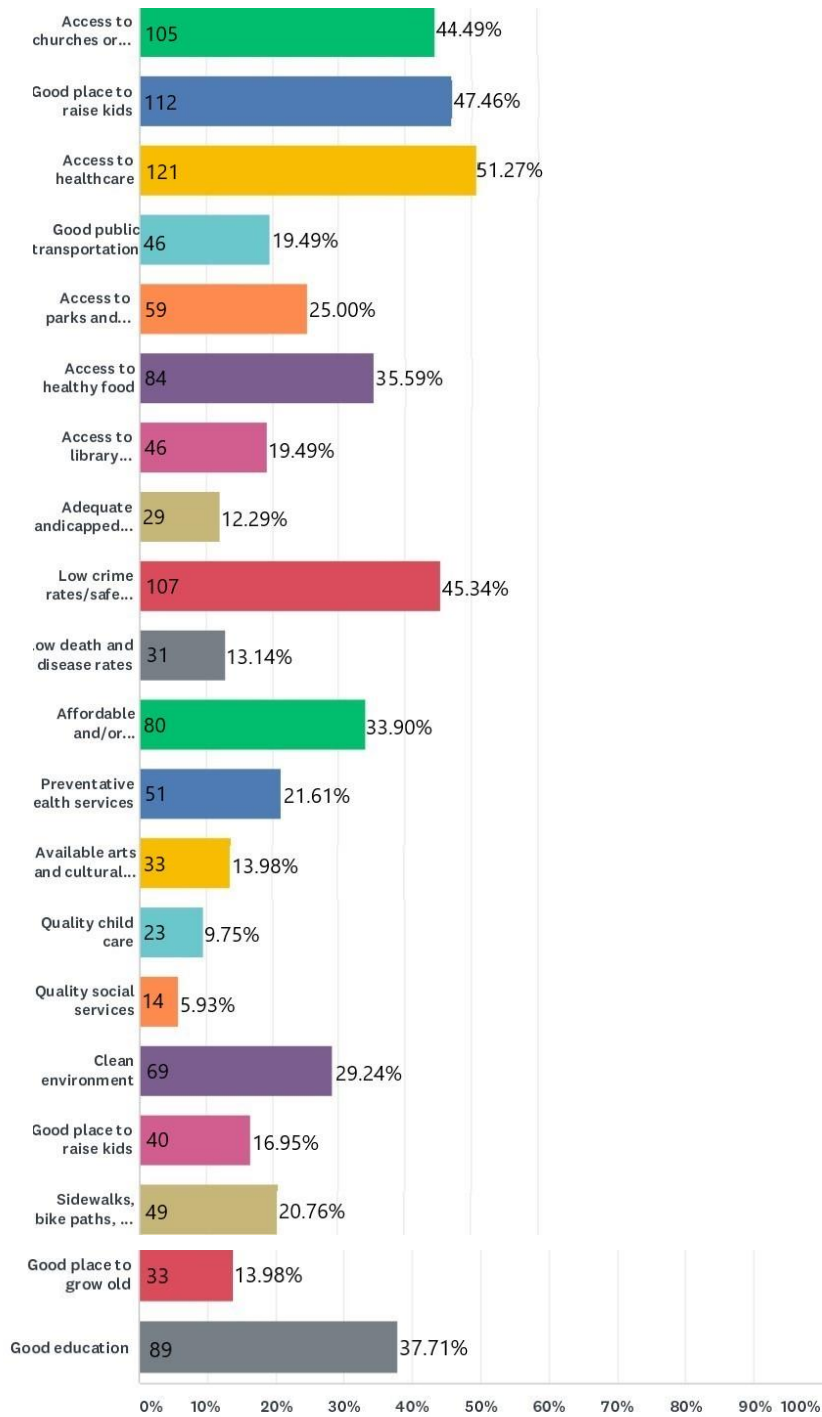
In order to better understand the health status of the Washington County community, the Washington County on Wellness Task Force asked community members and stakeholders to participate in a survey on community health, health care services and quality of life in Washington County. A total of 236 community members and stakeholders in Washington County took the survey. Not all respondents answered every question on the survey. Percentages in the charts and narrative that follow are calculated based on the number of respondents per question, rather than the total number of respondents for the survey as a whole.

**Q1:** Check up to 5 selections you feel are the most important features of a healthy community:

Based on the information provided the top 5 answered by 236 and skipped by 0:

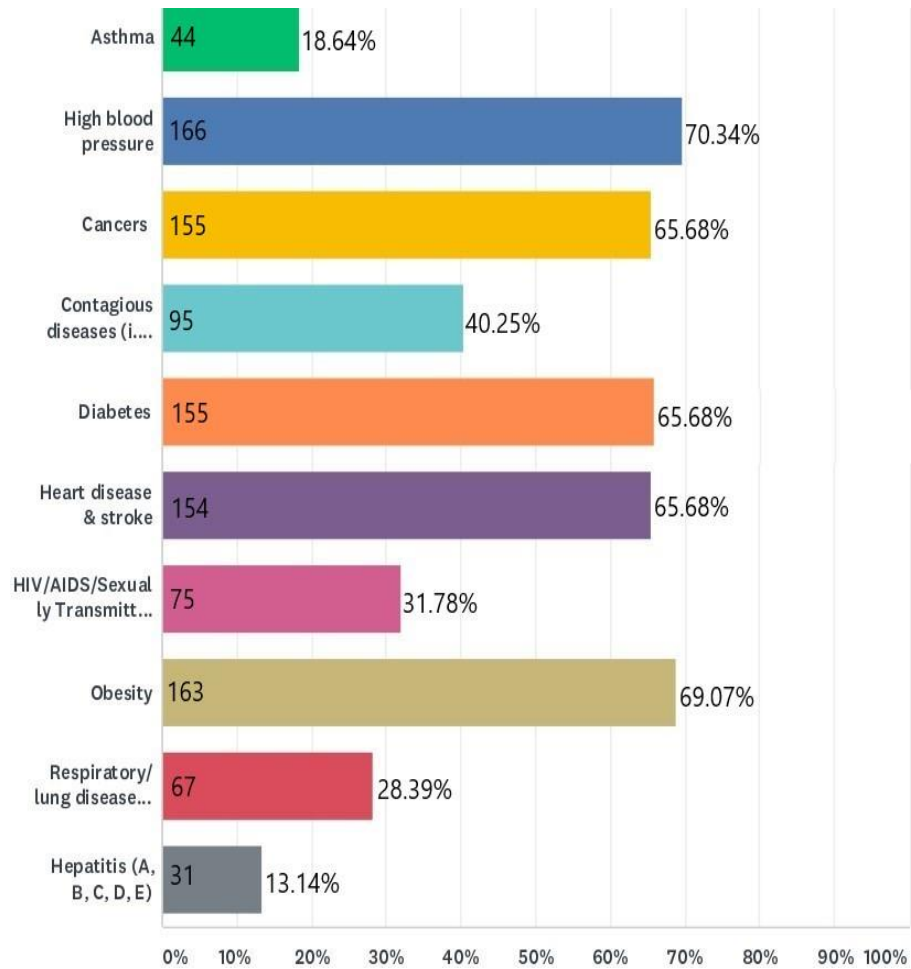
#1 Access to healthcare 51.27%; #2 Good place to raise kids 47.46%; #3 Low crime rates/safe neighborhoods 45.34%; #4 Access to churches or other places of worship; #5 Good education 37.71%

FIGURE 1: IMPORTANT FEATURES OF HEALTH TO COMMUNITY SURVEY RESPONDENTS



**Q2:** Check up to 5 health problems you feel are the most important to address in Washington County:

Based on the information provided the top 5 answered by 236 and skipped by 0:  
 #1 High blood pressure; #2 Obesity 69.07%; #3 (TIED) Diabetes and Cancer 65.68% #4 Heart disease & stroke 65.25%; #5 Contagious diseases 40.25%  
 FIGURE 2: IMMANENT HEALTH ISSUES OF COMMUNITY SURVEY RESPONDENTS

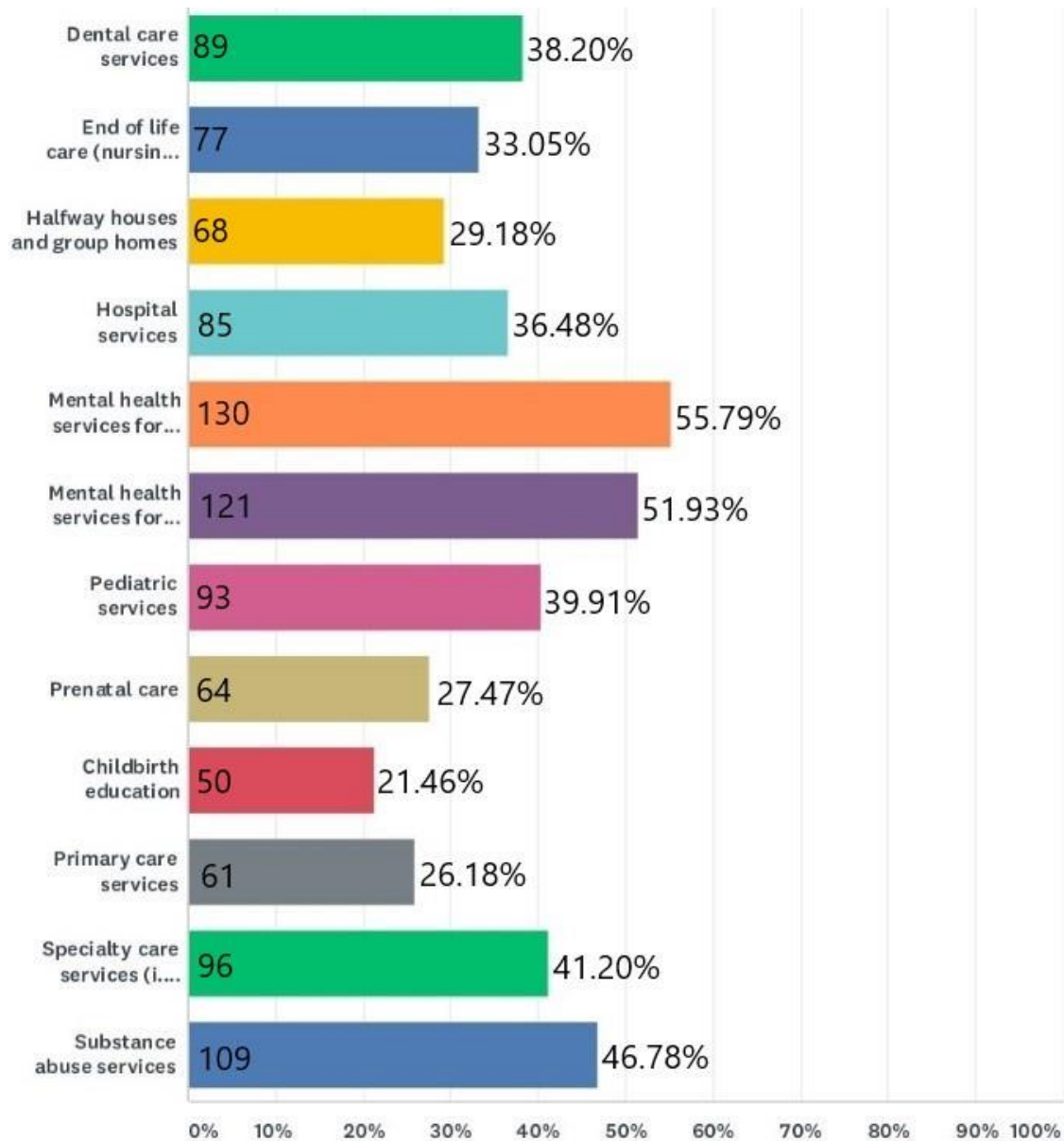


**Q3:** Check up to 5 areas that you feel is an access and availability problem in Washington County:



Based on the information provided the top 5 answered by 233 and skipped by 3:  
 #1 Mental health services for adults 55.79%; #2 Mental health services for young children and teens 51.93%; #3 Substance abuse services 46.78%; #4 Specialty care services 41.20%; #5 Pediatric services 39.91%

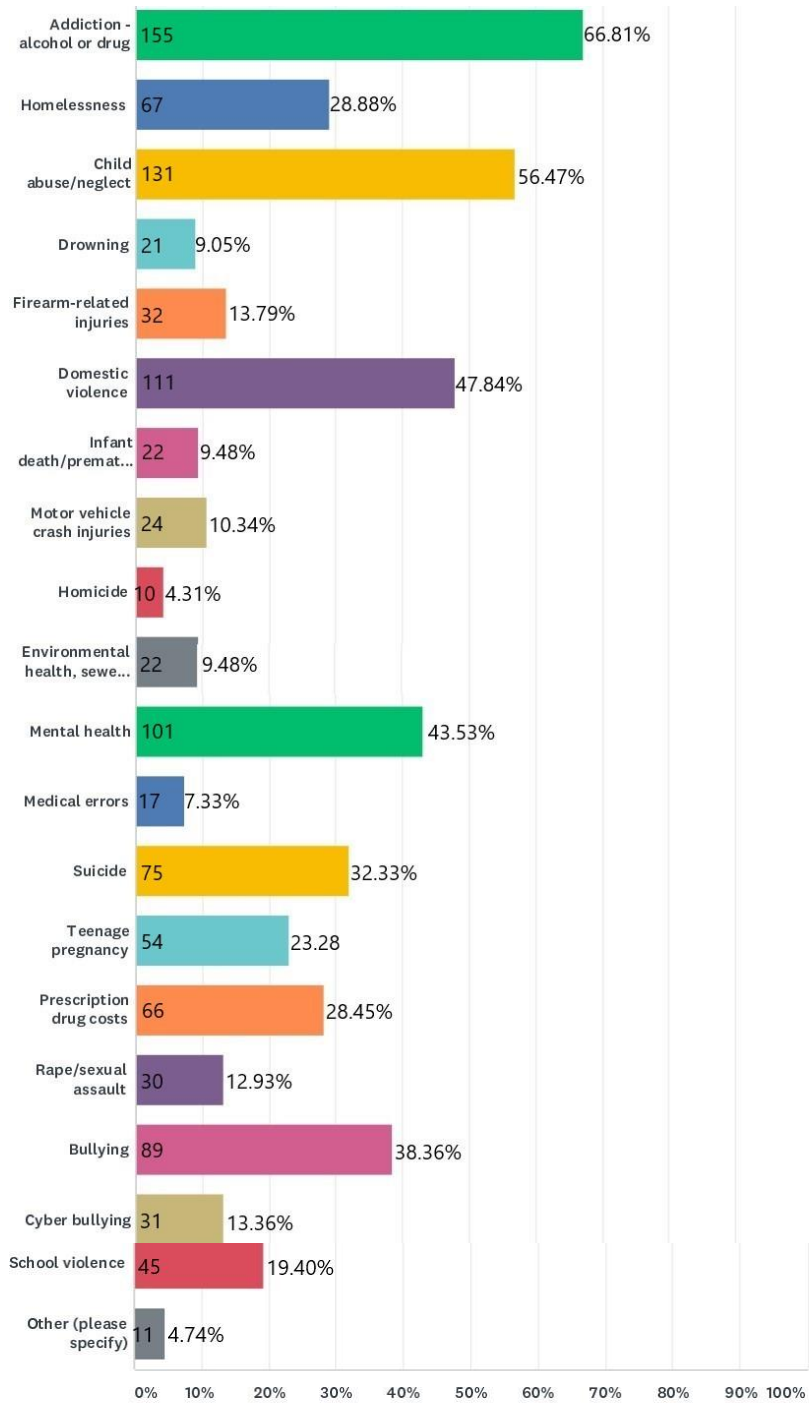
FIGURE 3: ACCESS AND AVAILABILITY PROBLEMS OF COMMUNITY SURVEY RESPONDENTS



**Q4:** Check up to 5 of the other issues you feel are the most important to address in Washington County:

Based on the information provided the top 5 answered by 232 and skipped by 4:  
 #1 Addiction – alcohol or drug 66.81%; #2 Child abuse/neglect 56.47%; #3 Domestic violence 47.84%; #4 Mental health 43.53%; Suicide 32.33%

FIGURE 4: IMPORTANT ISSUES OF COMMUNITY SURVEY RESPONDENTS

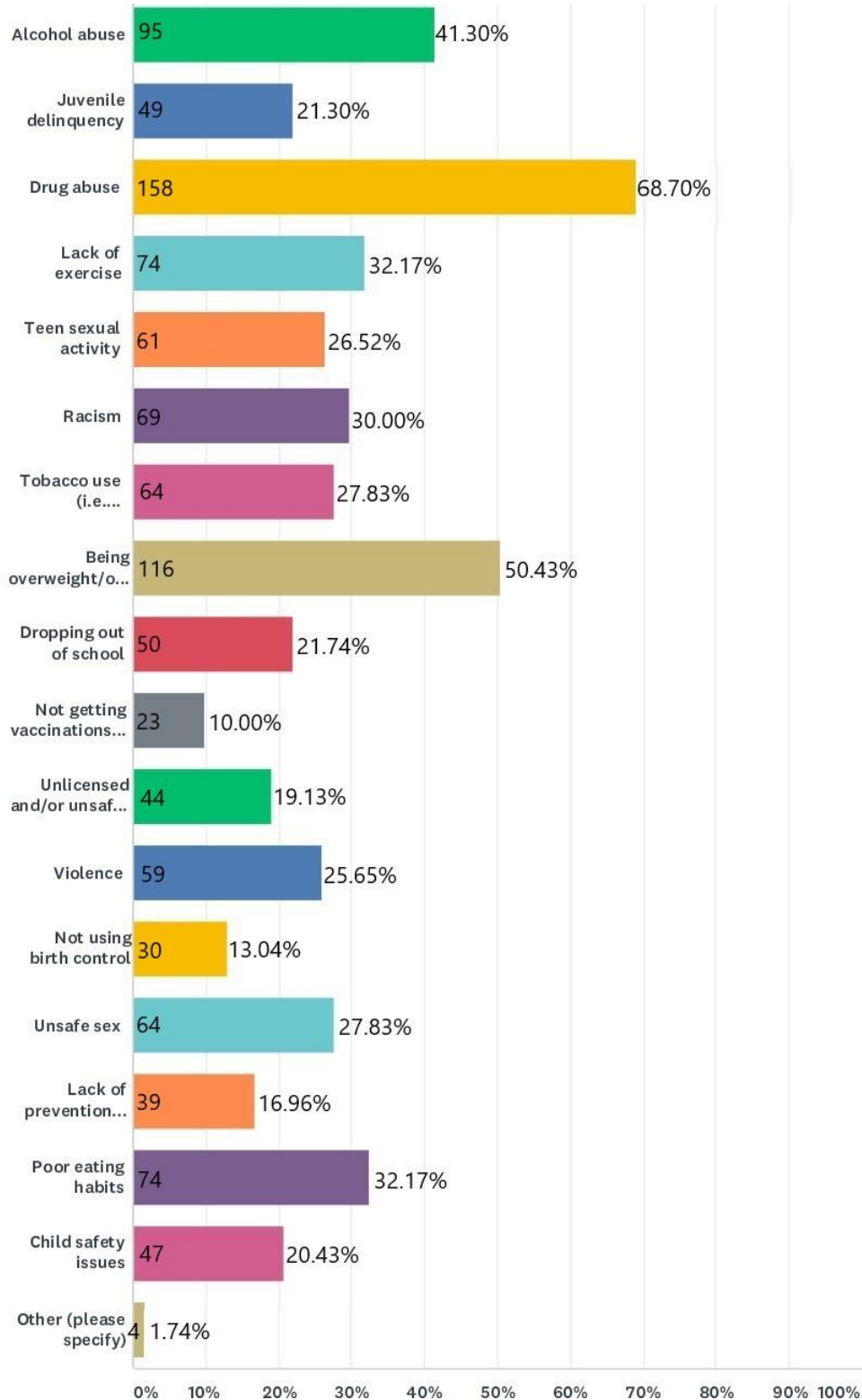


**Q5:** Check up to 5 behaviors you are most concerned about Washington County:

Based on the information provided the top 5 answered by 230 and skipped by 6:

#1 Drug abuse 68.70%; #2 Being overweight/obese 50.43%; #3 Alcohol abuse 41.30%; #4 (TIED) Lack of exercise/Poor eating habits 32.17%; #5 Racism 30.00%

FIGURE 5: BEHAVIORAL CONCERNS OF COMMUNITY SURVEY RESPONDENTS



**Q6:** What do you feel are barriers for you in getting health care?

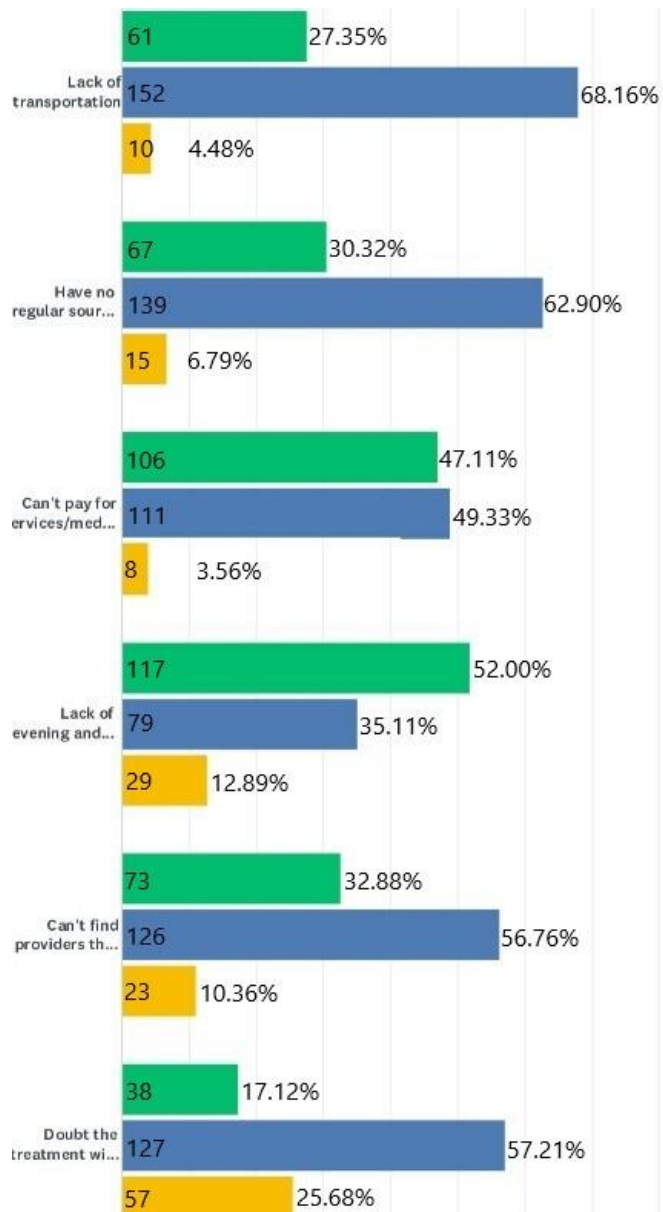
Based on the information provided by 227 and skipped by 9:

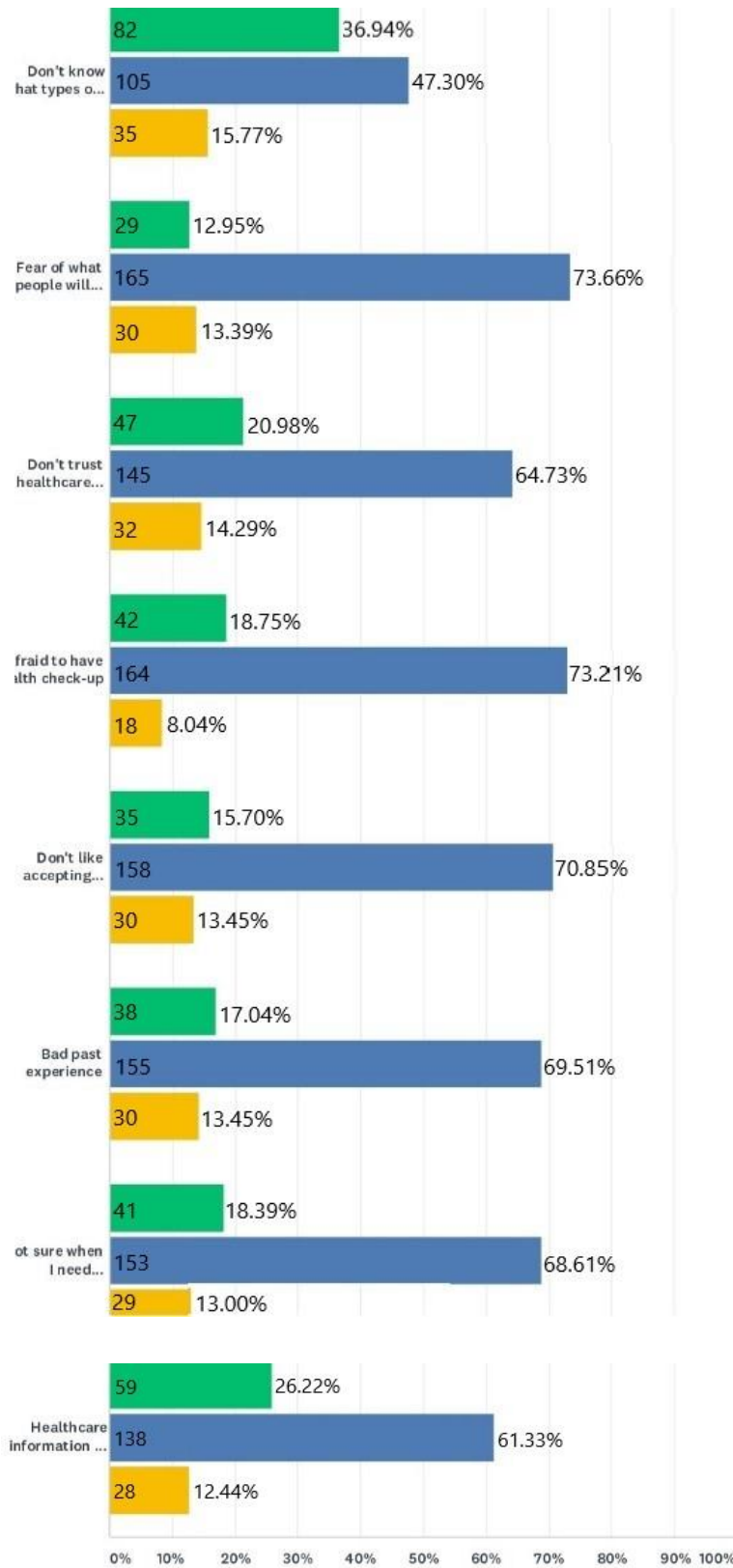
Not a barrier: Lack of transportation 68.16%; Have no regular source of healthcare 62.90%; Can't find providers that accept my insurance 56.76%; Doubt the treatment will help 57.21%; Don't know what types of services are available 47.30%; Fear of what people will think 73.66%; Don't trust healthcare providers 64.73%; Afraid to have health check-up 73.21%; Don't like accepting government assistance 70.85%; Bad past experience 69.51%; Not sure when I need healthcare 68.61%; Healthcare information is not kept confidential 61.33%

A barrier: Lack of evening and weekend services 52.00%

A potential barrier: Can't pay for services/medications 49.33% states it's a barrier and 47.11% state that it is a barrier.

**FIGURE 6: HEALTH BARRIERS OF COMMUNITY SURVEY RESPONDENTS**



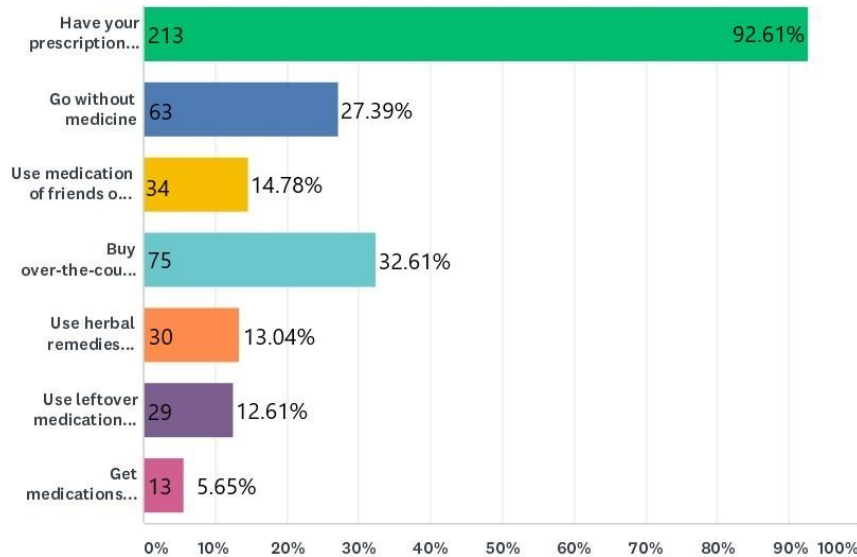


**Q7:** When you need to use prescription medications for an illness do you:

Based on the information by 230 and skipped by 6:

#1 Have your prescription filled at the drugstore or supermarket 92.61%; #2 Buy over-the-counter medicine instead 32.61%; #3 Go without medicine 27.39%; #4 Use medication of friends or family 14.78%; #5 Use herbal remedies instead 13.04%; #6 Use leftover medication prescribed for a different illness 12.61%; #7 Get medications from sources outside of the country 5.65%

FIGURE 7: MEDICATION USAGE OF COMMUNITY SURVEY RESPONDENTS

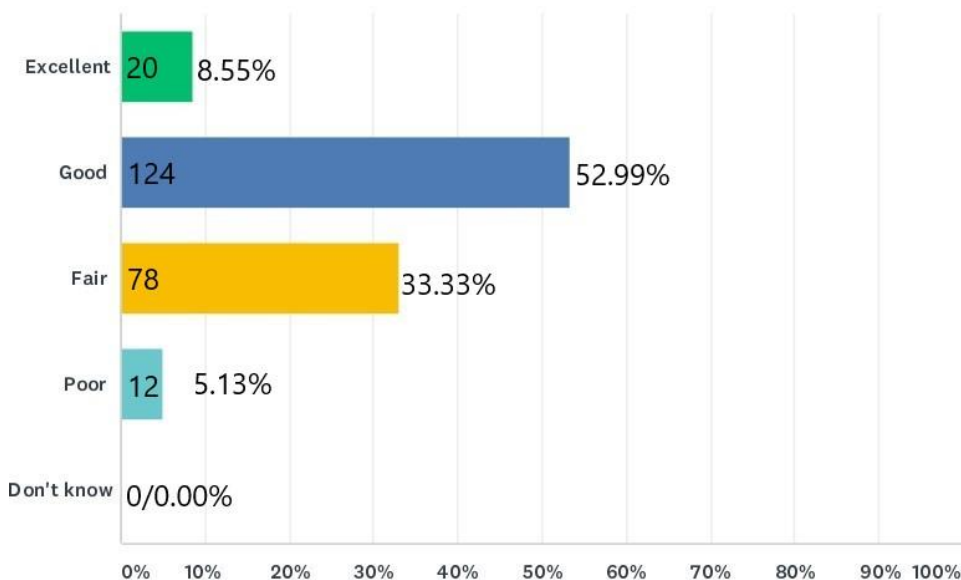


**Q8: How do you rate your overall health?**

Based on the information provided by 234 and skipped by 2:

#1 Good 52.99%; #2 Fair 33.33%; #3 Excellent 8.55%; #4 Poor 5.13%; #5 Don't know 0.00%

FIGURE 8: OVERALL HEALTH OF COMMUNITY SURVEY RESPONDENTS

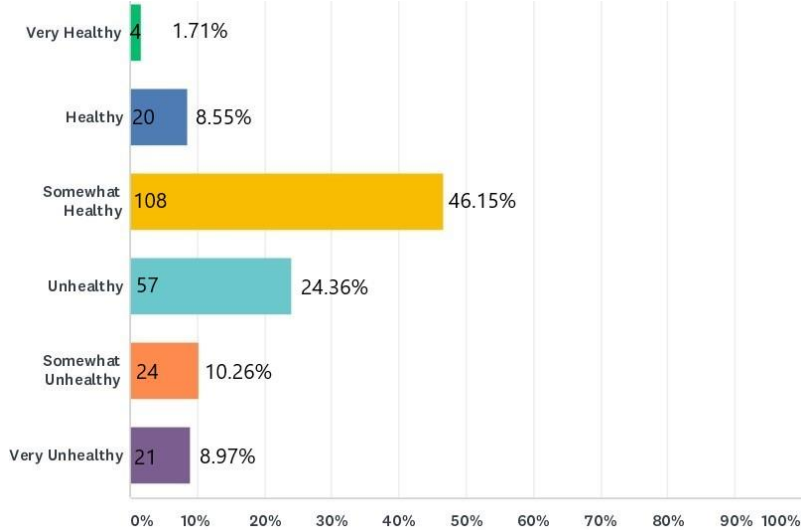


**Q9:** How would you rate Washington County as a “Healthy County”?

Based on the information provided by 234 and skipped by 2:

#1 Somewhat healthy 46.15%; #2 Unhealthy 24.36%; #3 Somewhat unhealthy 10.26%; #5 Very unhealthy 8.97%; #6 Very healthy 1.71%

**FIGURE 9: HEALTH RATING OF COMMUNITY SURVEY RESPONDENTS**



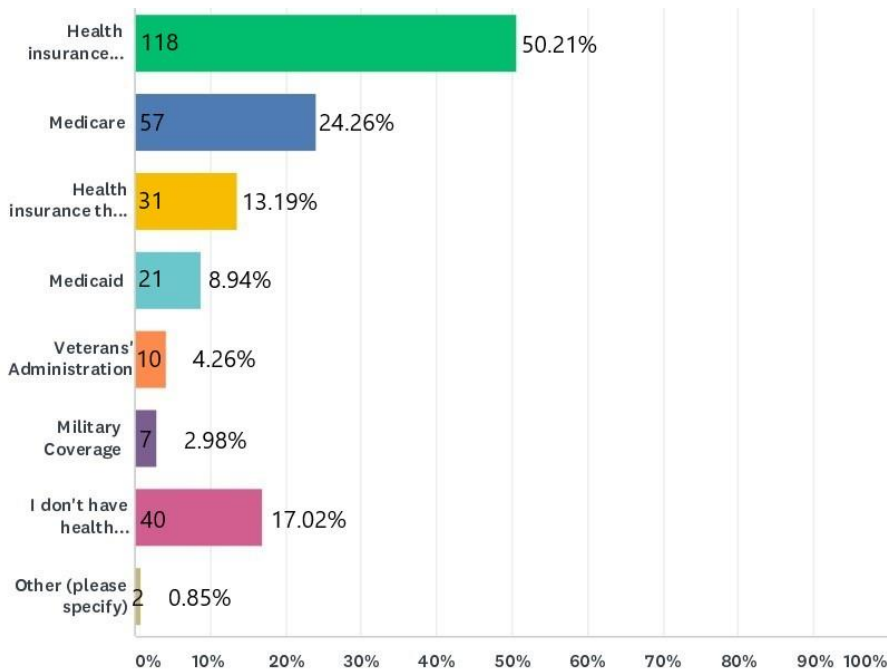
**Q10:** How is your healthcare covered?

Based on the information provided by 235 and skipped by 1:

#1 Health insurance offered from your job or a family member’s job 50.21%; #2 Medicare 24.26%; #3 I don’t have health insurance 17.02%; #4 Health insurance that you pay for on your own 13.19%; #5 Medicaid 8.94%; #6 Veterans’ Administration 4.26%; #7 Military Coverage 2.98%; #8 Other 0.85%

**FIGURE 10: HEALTH CARE COVERAGE OF COMMUNITY SURVEY RESPONDENTS**



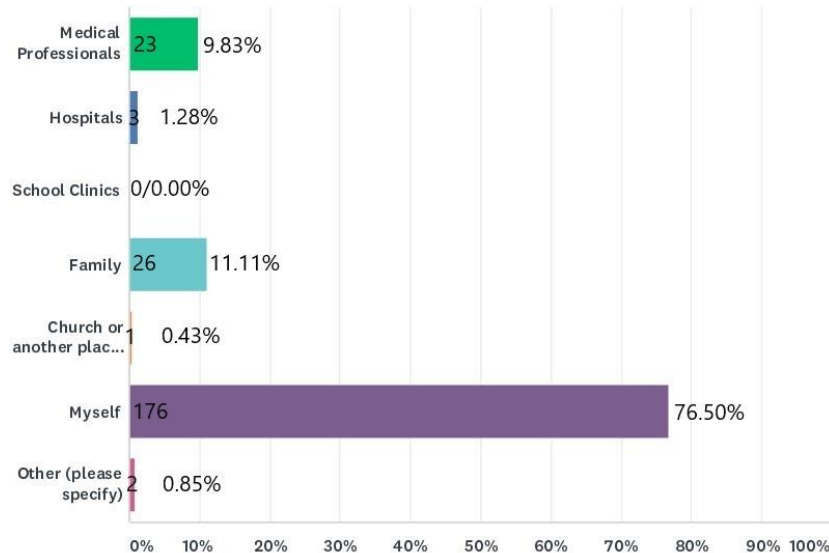


**Q11: Who do you feel is the most responsible for keeping you healthy?**

Based on the information provided by 234 and skipped by 2:

#1 Myself 76.50%; #2 Family 11.11%; #3 Medical professionals 9.83%; #4 Hospitals 1.28%; #5 Other 0.85%; #6 Church or other place of worship 0.43%; #7 School clinics 0.00%

**FIGURE 11: RESPONSIBILITY OF HEALTH OF COMMUNITY SURVEY RESPONDENTS**

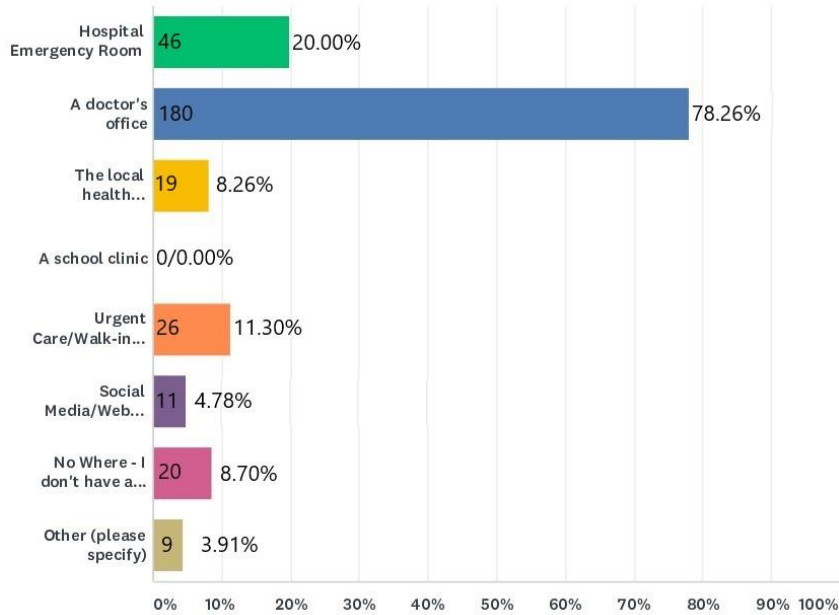


**Q12: Where do you go if you are sick or need advice about your health?**

Based on the information provided by 230 and skipped by 6:

#1 A doctor's office 78.26%; #2 Hospital emergency room 20.00%; #3 Urgent care/Walk-in clinic; #4 Nowhere – I don't have a place to go when I get sick 8.70%; #5 The local health department 8.26%; #6 Social media/web searches 4.78%; #7 Other 3.91%; #8 A school clinic 0.00%

**FIGURE 12: HEALTH ADVICE OF COMMUNITY SURVEY RESPONDENTS**

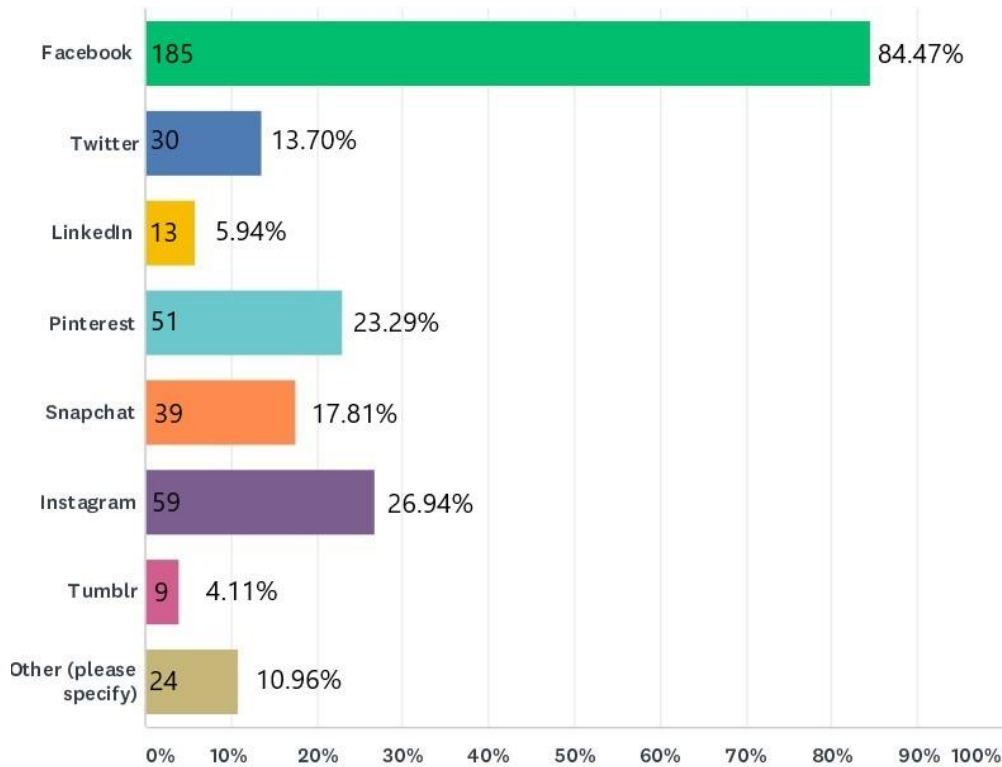


**Q13:** What social media services do you use on a regular basis?

Based on the information provided by 219 and skipped by 17:

#1 Facebook 84.47%; #2 Instagram 26.94%; #3 Pinterest 23.29%; #4 Snapchat 26.94%; #5 Twitter 13.70%; #6 Other 10.96% #7 LinkedIn 5.94%; #8 Tumblr 4.11%

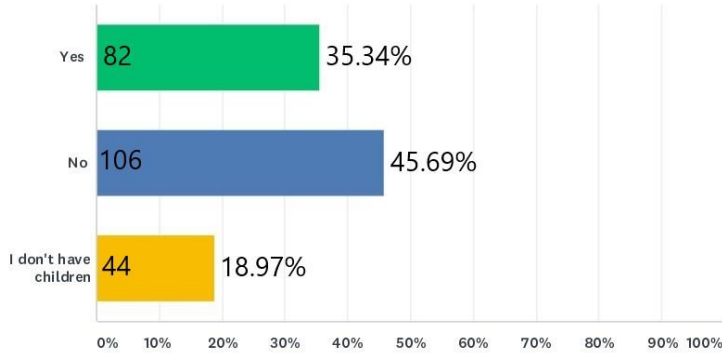
**FIGURE 13: SOCIAL MEDIA SERVICES OF COMMUNITY SURVEY RESPONDENTS**



**Q14:** Have you ever used a child care center or family child care home to take care of your children:

Based on the information provided by 232 and skipped by 4:  
 #1 No 45.69%; #2 Yes 35.34%; #3 I don't have children 19.97%

**FIGURE 14: CHILD CARE USAGE OF COMMUNITY SURVEY RESPONDENTS**

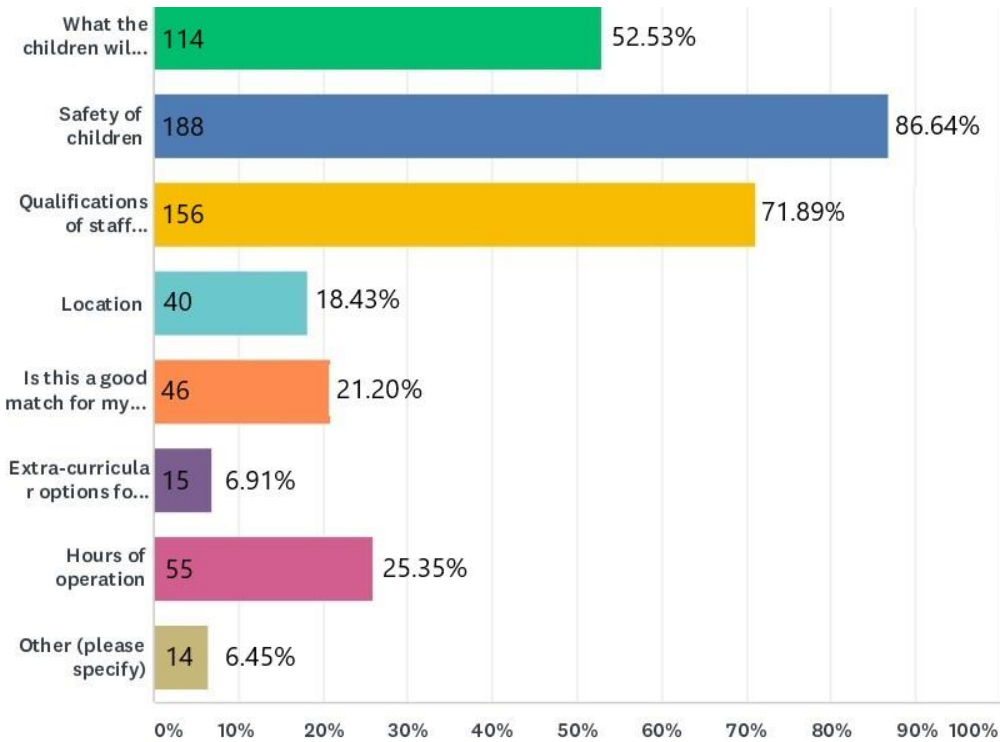


**Q15:** Other than cost, what are the 3 most important factors that you would consider when choosing child care?

Based on the information provided by 217 and skipped by 19:  
 #1 Safety of children 86.64%; #2 Qualifications of staff teaching/caring for children 71.89%; #3 What the children will learn 52.53%; #4 Hours of operation 25.35%; #5 Is this a good match for my child 21.20%; #6 Location 18.43%; #7 Extra-curricular options for my child 6.91%; #8 Other

6.45%

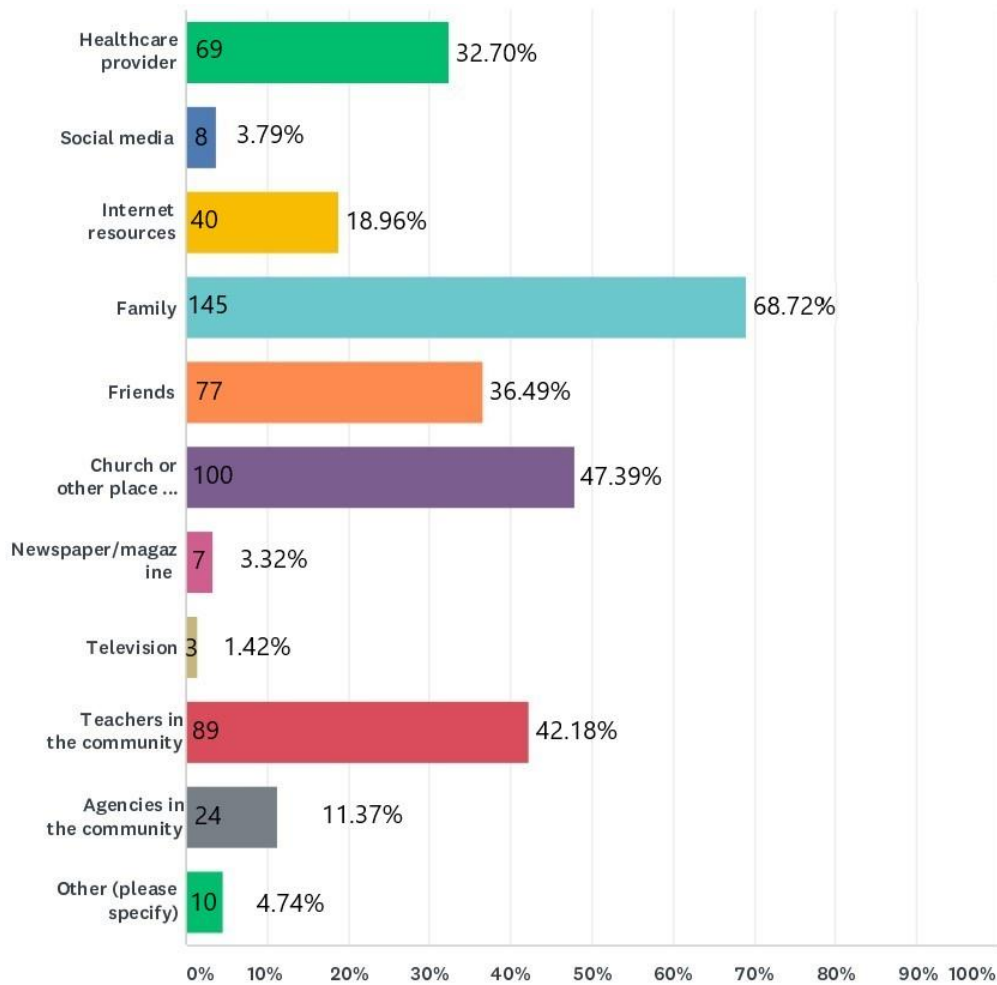
FIGURE 15: IMPORTANT CHILD CARE FACTORS OF COMMUNITY SURVEY RESPONDENTS



**Q16:** Check up to 3 of your most trusted sources for advice on how to help prepare a child for learning school:

Based on the information provided the top 3 answered by 211 and skipped by 25:  
#1 Family 68.72%; #2 Church or other place of worship 47.39%; #3 Teachers in the community 42.18%

FIGURE 16: TRUSTED SOURCES OF CHILD CARE PREPERATION OF COMMUNITY SURVEY RESPONDENTS



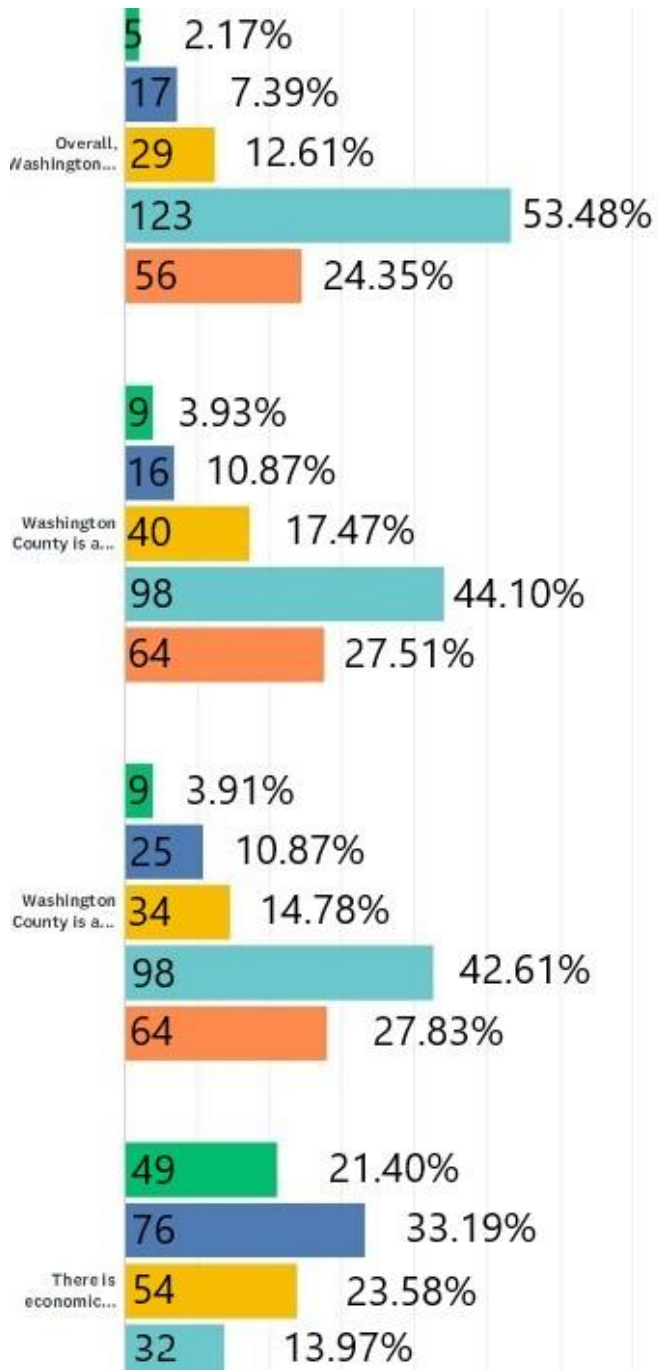
**Q17:** Please rate how you agree with the following statements:

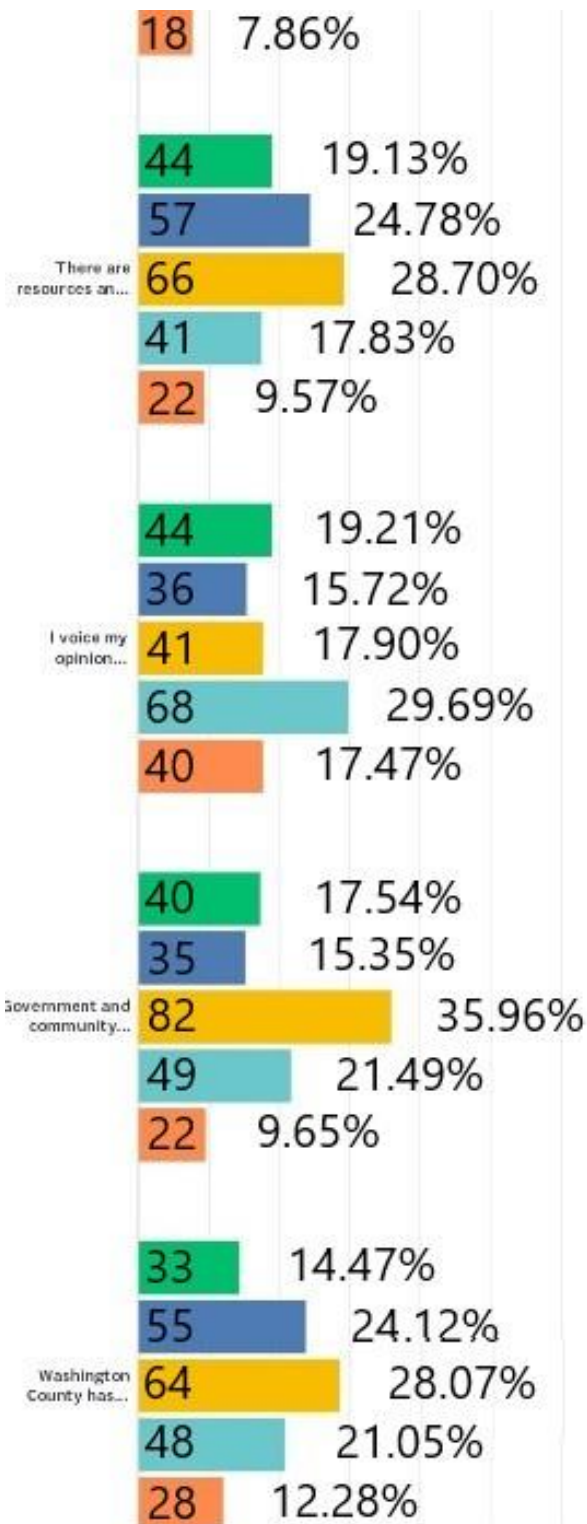
Agree: Overall, Washington County is a safe place to live 53.48%; Washington County is a good place to raise children 44.10%; Washington County is a good place to grow old 42.61%; I voice my opinion regarding issues affecting Washington County when given the opportunity 29.69%

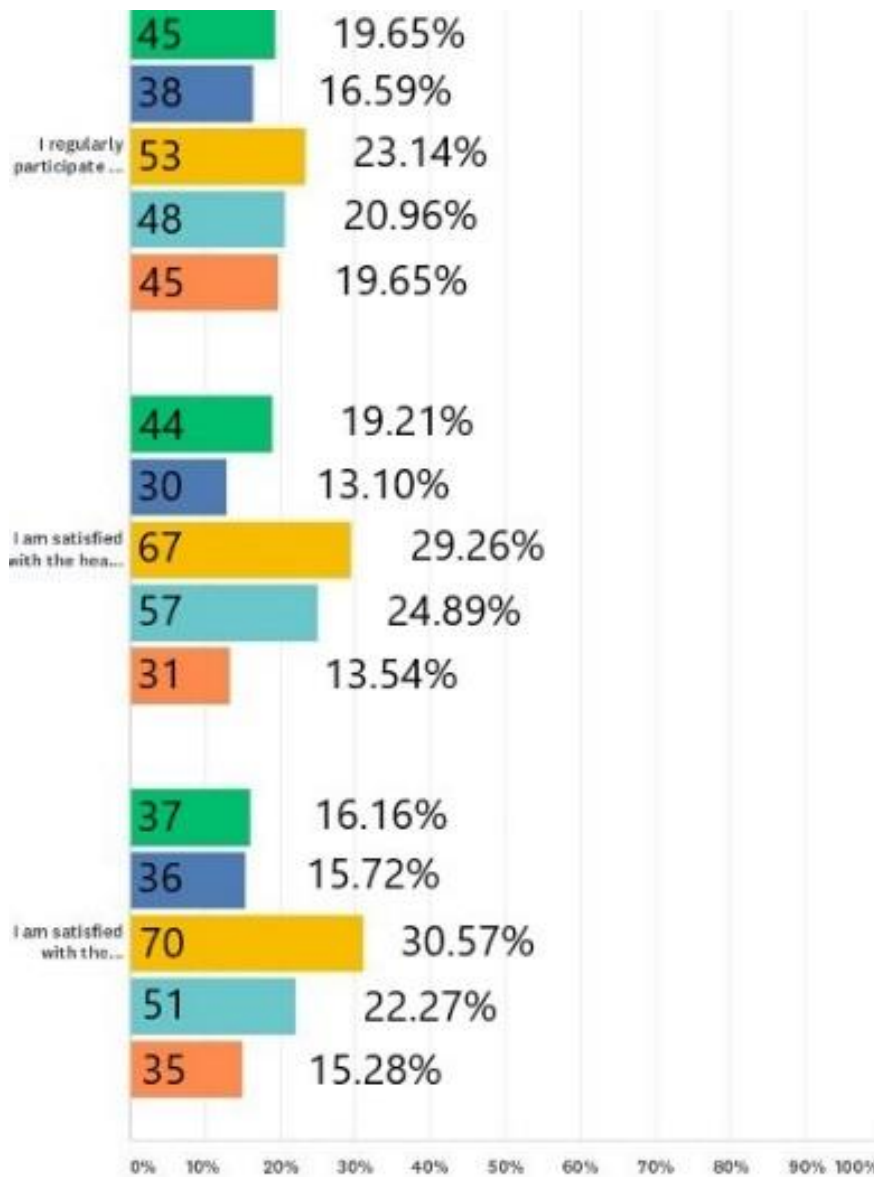
Neutral: There are resources and support services in the community to help with special needs and in times of crisis 33.19%; Government and community officials are responsive to the overall needs of the community 35.96%; Washington County has affordable housing options, including rentals, government low-income programs and senior/retirement housing 28.07%; I regularly participate in community service activities 23.14%; I am satisfied with the health care services I receive in Washington County 29.26%; I am satisfied with the educational opportunities in Washington County 30.57%

Disagree: There is economic opportunity in Washington County 33.19%

FIGURE 17: STATEMENT AGREEMENTS OF COMMUNITY SURVEY RESPONDENTS







**Q18:** Name of city/town where you live:  
Based on the information 225 answered and was skipped by 11:  
Answers in written format.

**Q19:** What is your zip code:  
Based on the information 226 answered and was skipped by 10:  
Answers in written format.

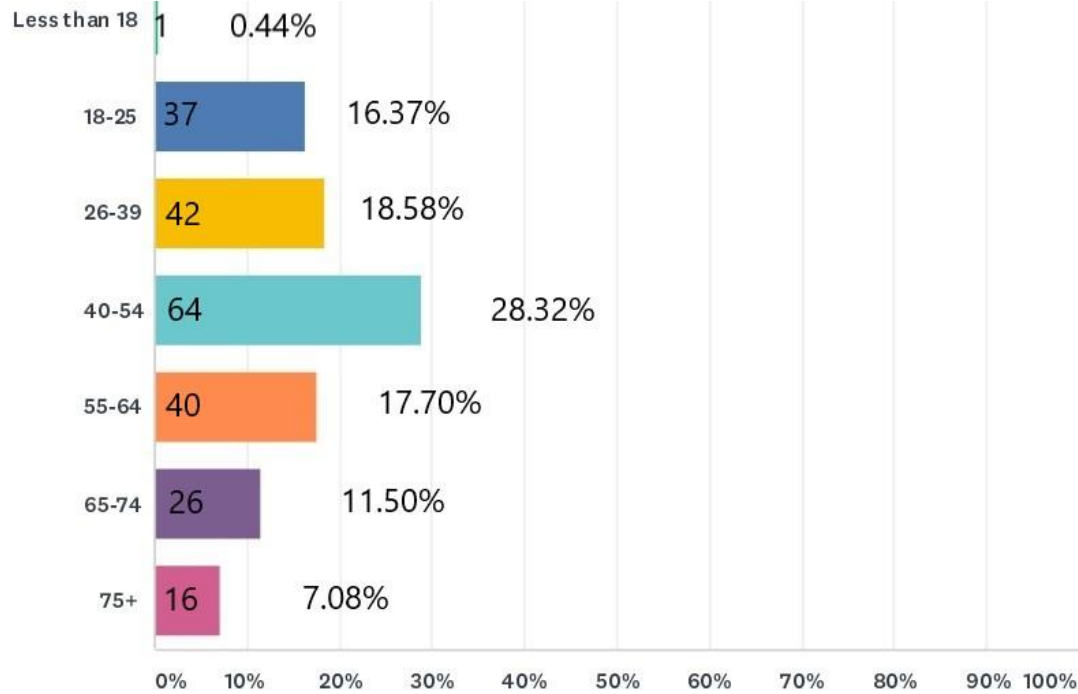
**Q20:** How long have you lived there:  
Based on the information 222 answered and was skipped by 14:  
Answers in written format.

**Q21:** Select your age range



Based on the information provided by 226 and skipped by 10:  
 #1 **40-54** 28.32%; #2 **26-39** 18.58%; #3 **55-64** 17.70%; #4 **18-25** 16.37%; #5 **65-74** 11.50%; #6 **75+** 7.08%; #7 **Less than 18** 0.44%

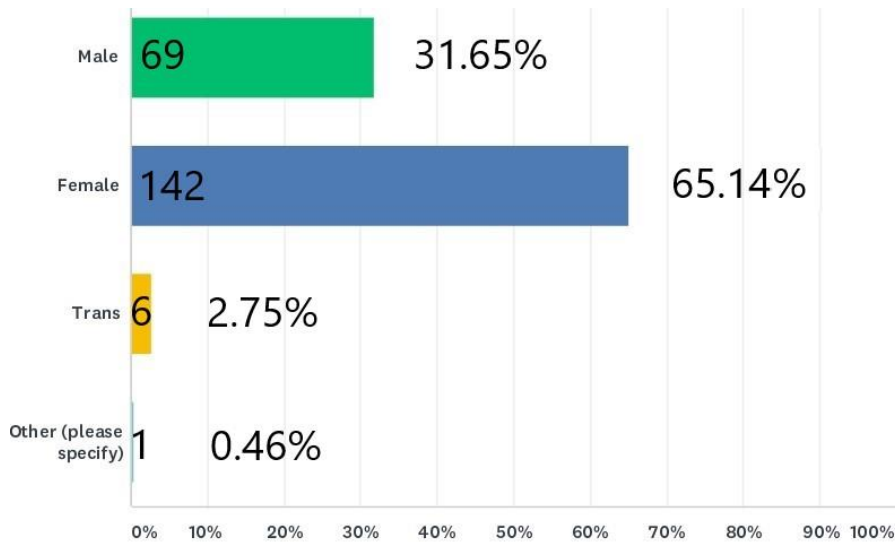
FIGURE 18: AGE RANGE OF COMMUNITY SURVEY RESPONDENTS



**Q22:** Select your gender:

Based on the information provided by 218 and skipped by 18:  
 #1 Female 65.14%; #2 Male 31.65%; #3 Trans 2.75%; #4 Other 0.46%

FIGURE 19: GENDER OF COMMUNITY SURVEY RESPONDENTS

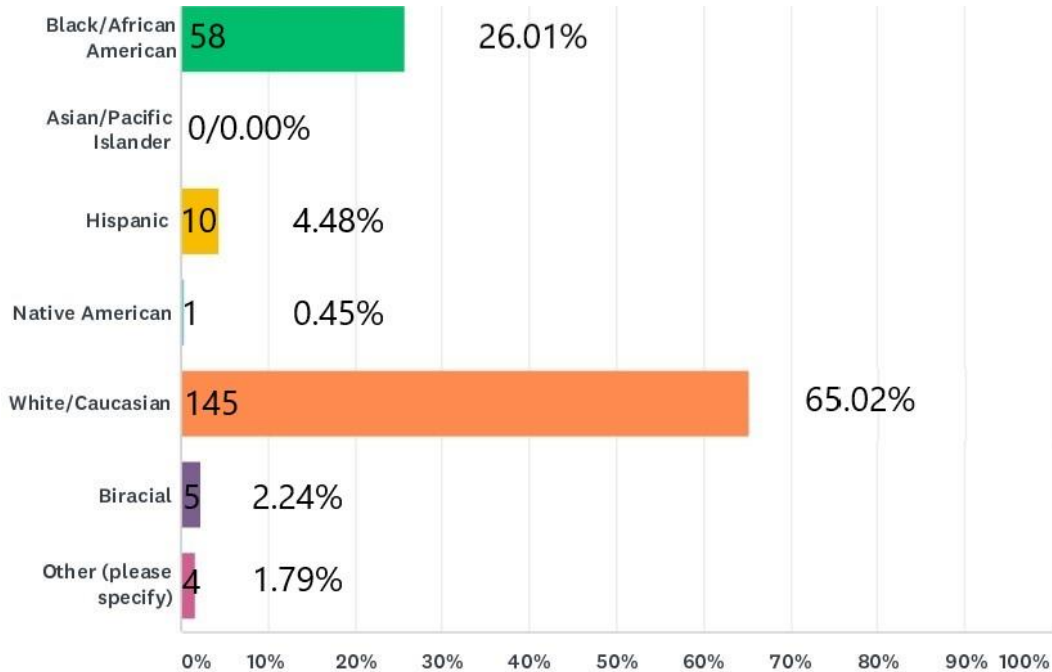


**Q23:** Which race/ethnicity do you most identify with?

Based on the information provided by 223 and skipped by 13:

#1 White/Caucasian 65.02%; #2 Black/African American 26.01%; #3 Hispanic 4.48%; #4 Biracial 2.24%; #5 Other 1.79%; #6 Native American 0.45%; #7 Asian/Pacific Islander 0.00%

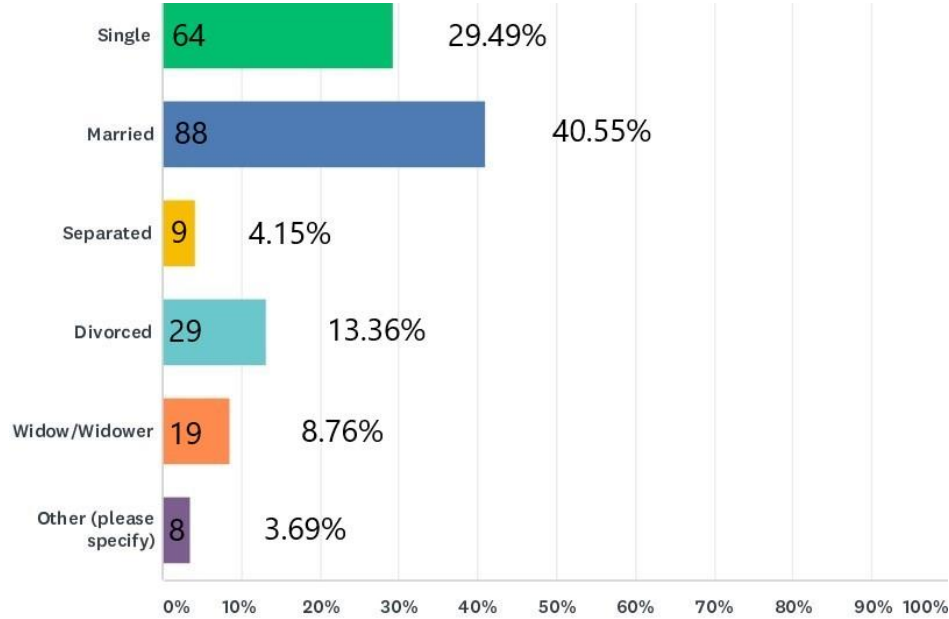
**FIGURE 20: RACE/ETHNICITY OF COMMUNITY SURVEY RESPONDENTS**



**Q24:** What is your marital status?

Based on the information provided by 217 and skipped by 19:  
 #1 Married 40.55%; #2 Single 29.49%; #3 Divorced 13.36%; #4 Widow/Widower 8.76%; #5 Separated 4.15%; #6 Other 3.69%

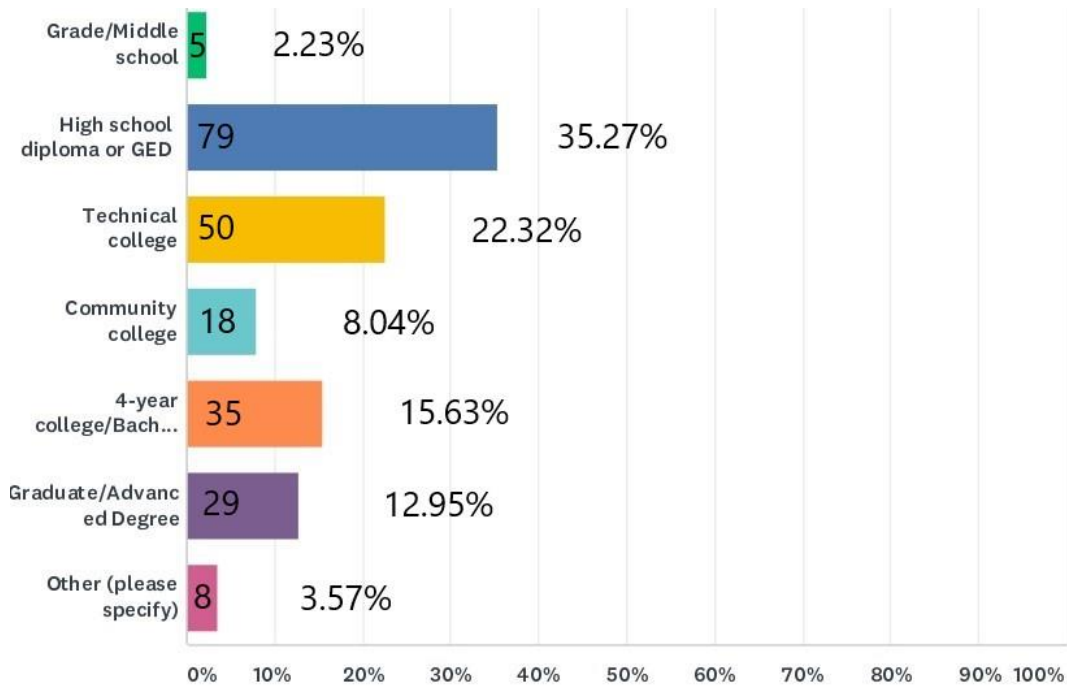
FIGURE 21: MARITAL STATUS OF COMMUNITY SURVEY RESPONDENTS



**Q25:** What is the highest level of education you have completed?

Based on the information provided by 224 and skipped by 12:  
 #1 High school diploma or GED 35.27%; #2 Technical college 22.32%; #3 4-year college/bachelor's degree 15.63%; #4 Graduate/Advanced Degree 12.95%; #5 Community College 8.04%; #6 Other 3.57%; #7 Grade/Middle School 2.23%

FIGURE 22: HIGHEST LEVEL OF EDUCATION OF COMMUNITY SURVEY RESPONDENTS

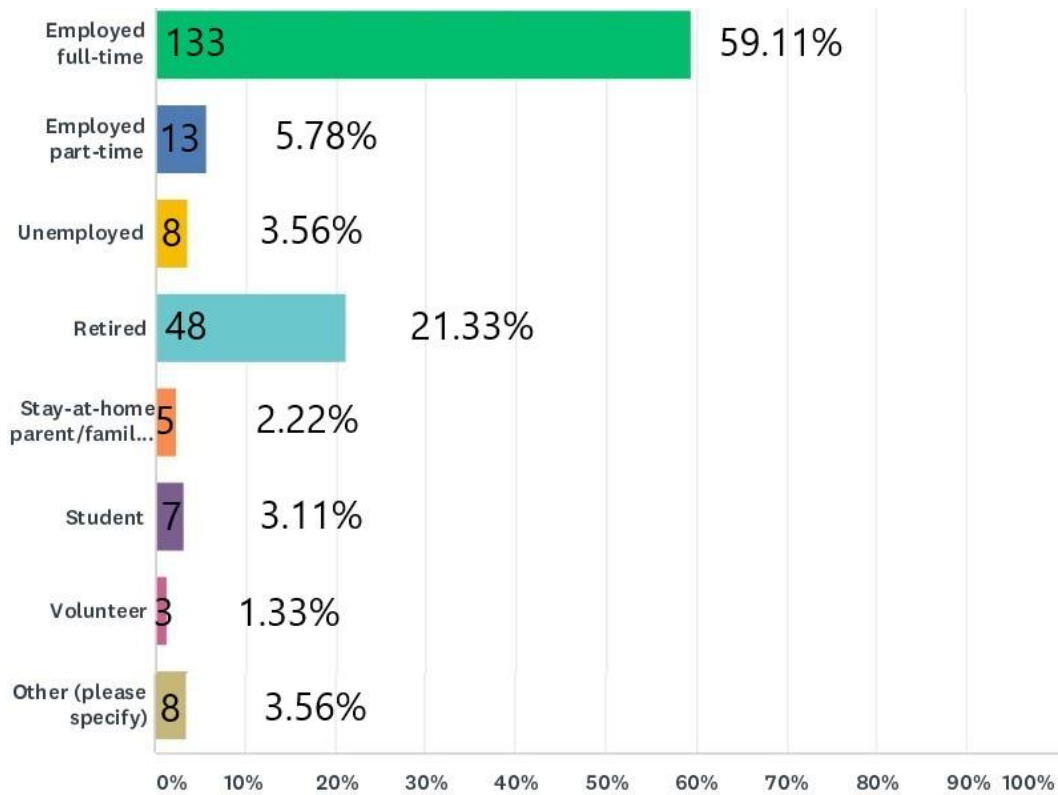


**Q26** What is your employment status?

Based on the information provided by 225 and skipped by 11:

#1 Employed full-time 59.11%; #2 Retired 21.33%; #3 Employed part-time 5.78%; #4 Unemployed 3.56%; #5 Other 3.56%; #6 Student 3.11%; #7 Stay at home parent/family member 2.22%; #8 Volunteer 1.33%

FIGURE 23: EMPLOYMENT STATUS OF COMMUNITY SURVEY RESPONDENTS

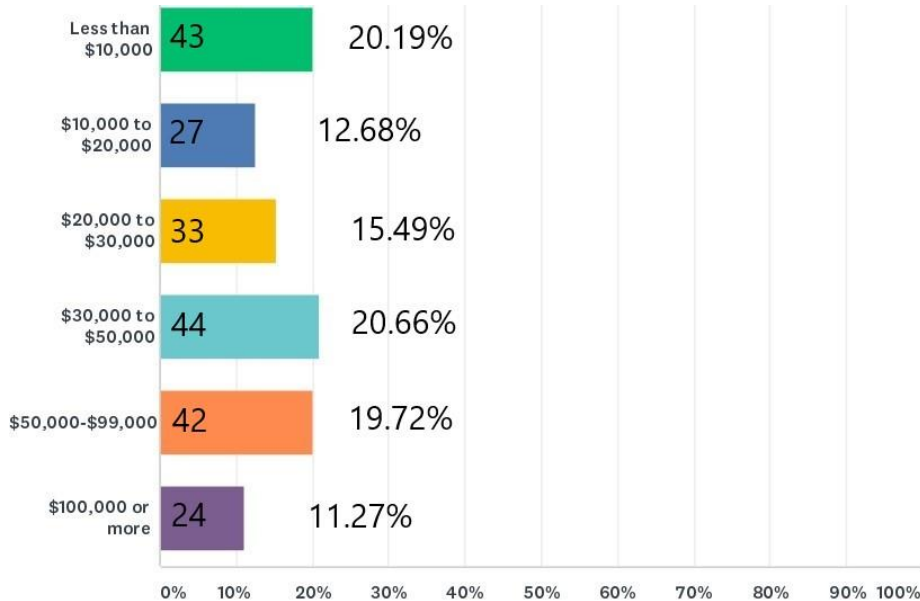


**Q27:** What is your household's yearly income before tax?

Based on the information provided by 213 and skipped by 23:

#1 \$30,000-\$50,000 20.66%; #2 Less than \$10,000 20.19%; #3 50,000-\$99,000 19.72%; #4 \$20,000-\$30,000 15.49%; #5 \$10,000-\$20,000 12.68%; #6 \$100,000 or more 11.27%

**FIGURE 24: YEARLY INCOME OF COMMUNITY SURVEY RESPONDENTS**



**Q28:** Please list any other comments you have about the health issues in Washington County:

Based on the information, 82 answered and was skipped by 154:

- We need more restaurant choices, more things for families to do together, such as movies, bowling, put-put golf, etc. Keep the residents in town to do things. Keep their money here.
- We need to be closer to Mother Earth and connect to each other as one race, the human race. We need less hate and drugs and more love. Love will heal us all.
- Too many people are on drugs and there's no help for them. You can't find a good place to live that isn't too expensive. Meth is a BIG problem. We need help.
- I feel we need more prenatal care and more prenatal options.
- Need a place to exercise. Clean and easily accessed.
- Need a safe place to exercise.
- Northwest Florida Community Hospital needs more help at the Emergency Room. More help and more educated help. I went there and waited several hours to be seen only to be turned away, saying I don't have a problem. Laziness. Just plain laziness. If you want to die, then go to that hospital.
- Need more jobs.
- More local activities would be nice! :)
- We do not have many options locally for healthier lifestyles, such as access to fresh fruits and vegetables or recreation. We should have initiatives to encourage local grocers/farmers markets to set up in each town.
- We need a place to get a good workout. A local gym would be good. I tried this place that was privately owned and never could get the code right. Wasted a month's payment. I'm not the only one who had issues. We need PROFESSIONALS! Give us a Planet Fitness!
- Better access to prenatal care
- NFCH needs more good workers that will do their job correctly. If you go to the ER, they will send you right back out saying you don't have a problem. I believe its laziness. Poor services. I wouldn't recommend anyone go there.
- Washington Co. offers more than Jackson Co. which is why I have visited doctors there but will no longer because of extremely long wait periods (hours). Also, feel pressure to take meds that I consider a poor choice based on educated evaluation of meds. It would be nice to actually see a Dr. versus a RN or Dr. Asst.

- Very few choices for food - "Organic"/Fresh - and not many choices for primary care doctors.
- Of concern is the amount of illegal drug use/availability in the area.
- Wait time for health care is too long.
- Need a free gym and classes to assist with healthy meals free
- Need more options
- Birthing center or deliver babies at the hospital
- I think Washington County Health Department is doing a wonderful job in our community, especially with our children.
- I think Washington County Health Department is doing a wonderful job in our community, especially with our children.
- Second hand smoke is a huge issue. We also need dementia services for elderly people.

## **Appendix C: Local Public Health System Assessment Summary (LPHSA)**

---

### LPHSA Summary

---

The National Public Health Performance Standards Program (NPHPSP) was developed by the U.S. Department of Health and Human Services (DHHS) to provide measurable performance standards public health systems can use to ensure delivery of public health services. The Local Public Health System Assessment (LPHSA) is a tool from the NPHPSP used to examine competency, capacity, and provision of health services at the local level. The DHHS defines the public health systems as “all public, private, and voluntary entities that contribute to the delivery of essential public health services within a jurisdiction.”<sup>63</sup>

The *10 Essential Public Health Services* outline the public health activities that should be undertaken in all communities, providing the fundamental framework for the LPHSA.<sup>63</sup> The LPHSA instrument is divided into ten sections, assessing the local public health system’s ability to provide each Essential Service. The 10 Essential Public Health Services are:

1. **Monitor** health status to identify community health problems.
2. **Diagnose and investigate** health problems and health hazards in the community.
3. **Inform, educate, and empower** people about health issues
4. **Mobilize** community partnerships to identify and solve health problems.
5. **Develop policies and plans** that support individual and community health efforts.
6. **Enforce** laws and regulations that protect health and ensure safety.
7. **Link** people to needed personal health services and assure the provision of healthcare when otherwise unavailable.
8. **Assure** a competent public and personal healthcare workforce.
9. **Evaluate** effectiveness, accessibility and quality of personal and population-based health services.
10. **Research** for new insights and innovative solutions to health problems.



Washington County stakeholders met in a face-to-face meeting on February 28, 2019 to review and score each of the ten essential public health services. Participants were asked questions about each essential service and scored each service using recommended scoring levels provided in the assessment instrument. The scoring levels are as follows:

- Optimal Activity (76-100%): Greater than 75% of the activity described within the question is met.
- Significant Activity (51-75%): Greater than 50% but no more than 75% of the activity described within the question is met.
- Moderate Activity (26-50%): Greater than 25% but no more than 50% of the activity described within the question is met.
- Minimal Activity (1-25%): Greater than zero but no more than 25% of the activity described within the question is met.
- No Activity (0%): 0% or absolutely no activity.

Figure 1 below provides the overall score for each of the ten essential services, as determined by the Washington County stakeholders. It is important to remember that these scores consider the county’s complete public health/safety-net services system and are not limited to activities performed directly by the county health department. Washington County performs best in Essential Services 1, 2, 3, 4, 5, 6, and 9 and worst in Essential Services 7, 8 and 10.

**FIGURE 1 ESSENTIAL PUBLIC HEALTH SERVICE PERFORMANCE SCORE SUMMARY, 2019**

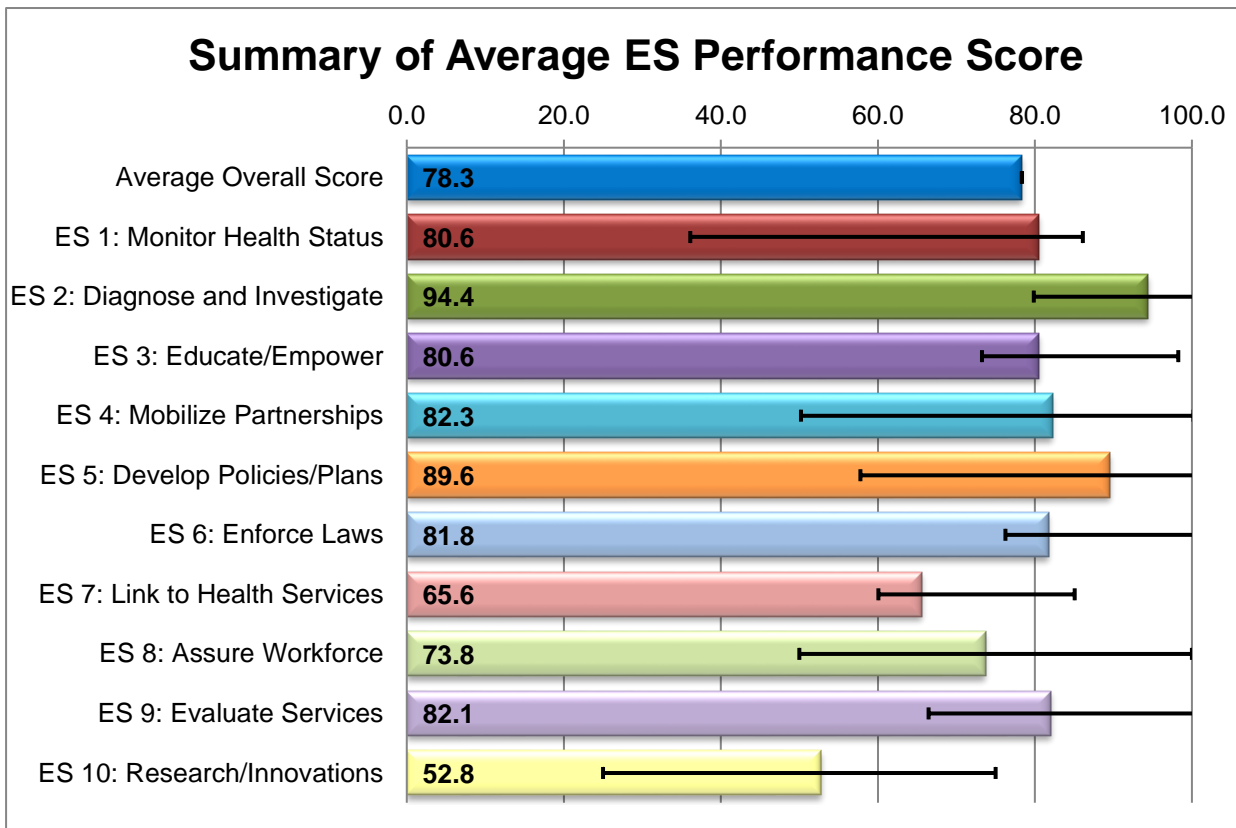


Figure 2 shows further breakdown of the performance scores for essential services (7) Link to Health Services, (8)

Assure Workforce, and (10) Research/Innovations. These were the essential services most in need of improvement, as identified by the Local Public Health System Assessment stakeholders.

**FIGURE 2. DETAILED PERFORMANCE SCORES FOR ESSENTIAL SERVICES 7, 8, AND 10**

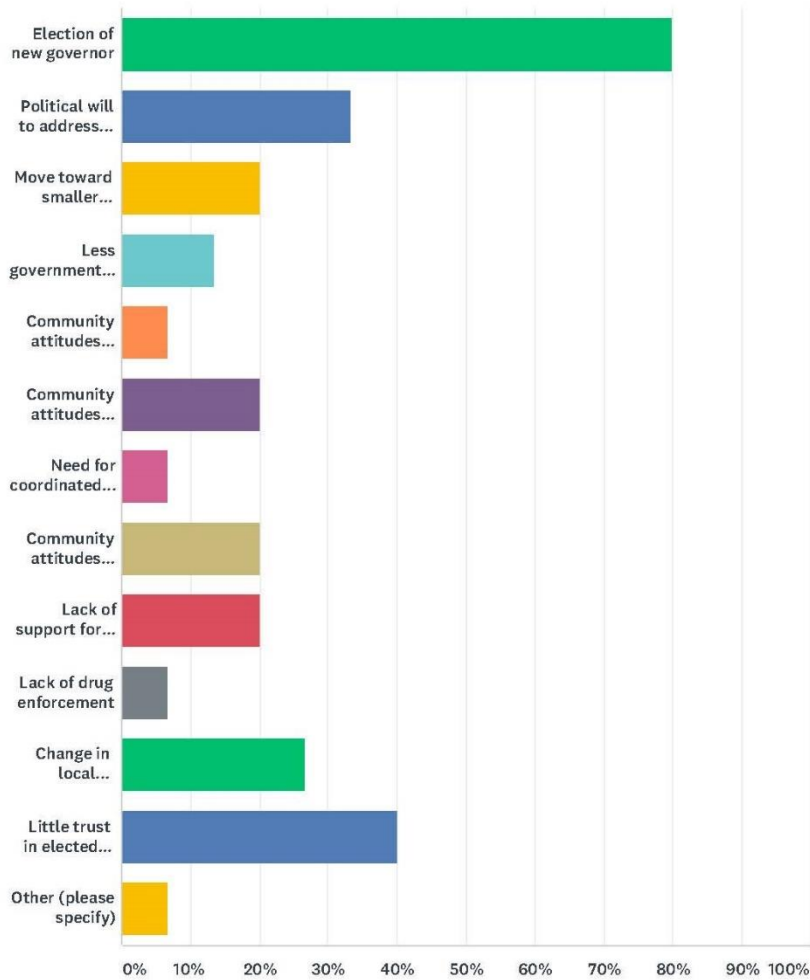
<b>ES 7: Link to Health Services</b>	<b>65.6</b>
7.1 Personal Health Service Needs	75.0
7.2 Assure Linkage	56.3
<b>ES 8: Assure Workforce</b>	<b>73.8</b>
8.1 Workforce Assessment	58.3
8.2 Workforce Standards	91.7
8.3 Continuing Education	70.0
8.4 Leadership Development	75.0
<b>ES 10: Research/Innovations</b>	<b>52.8</b>
10.1 Foster Innovation	50.0
10.2 Academic Linkages	58.3
10.3 Research Capacity	50.0

# Appendix D: Forces of Change Materials

## Washington County Forces of Change (FOC) Assessment

Q1 Please choose what you consider to be the top THREE political forces listed below:

Answered: 15 Skipped: 0



ANSWER CHOICES	RESPONSES	
Election of new governor	80.00%	12
Political will to address health issues at the local level	33.33%	5
Move toward smaller government with the goal of cost savings/increased efficiency	20.00%	3
Less government programming available locally	13.33%	2
Community attitudes related to law enforcement	6.67%	1

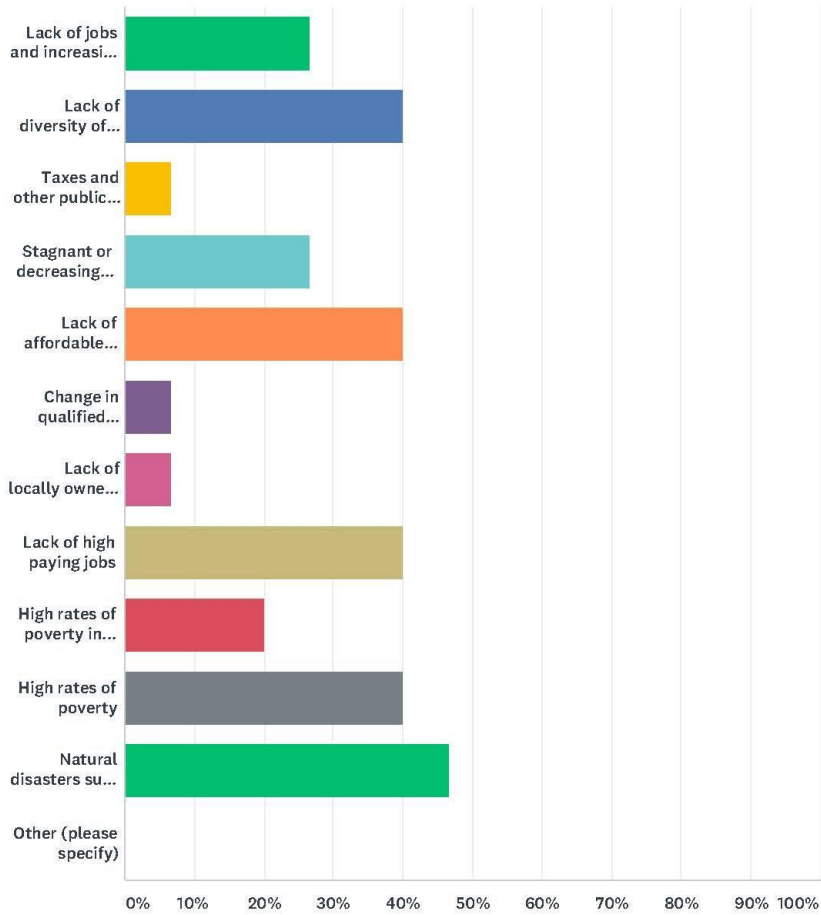
### Washington County Forces of Change (FOC) Assessment

Community attitudes toward immigration	20.00%	3
Need for coordinated healthcare safety net	6.67%	1
Community attitudes related to government	20.00%	3
Lack of support for local government	20.00%	3
Lack of drug enforcement	6.67%	1
Change in local government leadership	26.67%	4
Little trust in elected officials	40.00%	6
Other (please specify)	6.67%	1
Total Respondents: 15		

Washington County Forces of Change (FOC) Assessment

Q2 Please choose what you consider to be the top THREE economic forces listed below:

Answered: 15 Skipped: 0



ANSWER CHOICES	RESPONSES	
Lack of jobs and increasing unemployment	26.67%	4
Lack of diversity of industries	40.00%	6
Taxes and other public policies	6.67%	1
Stagnant or decreasing funding for public programs	26.67%	4
Lack of affordable housing opportunities	40.00%	6
Change in qualified workforce	6.67%	1
Lack of locally owned businesses	6.67%	1

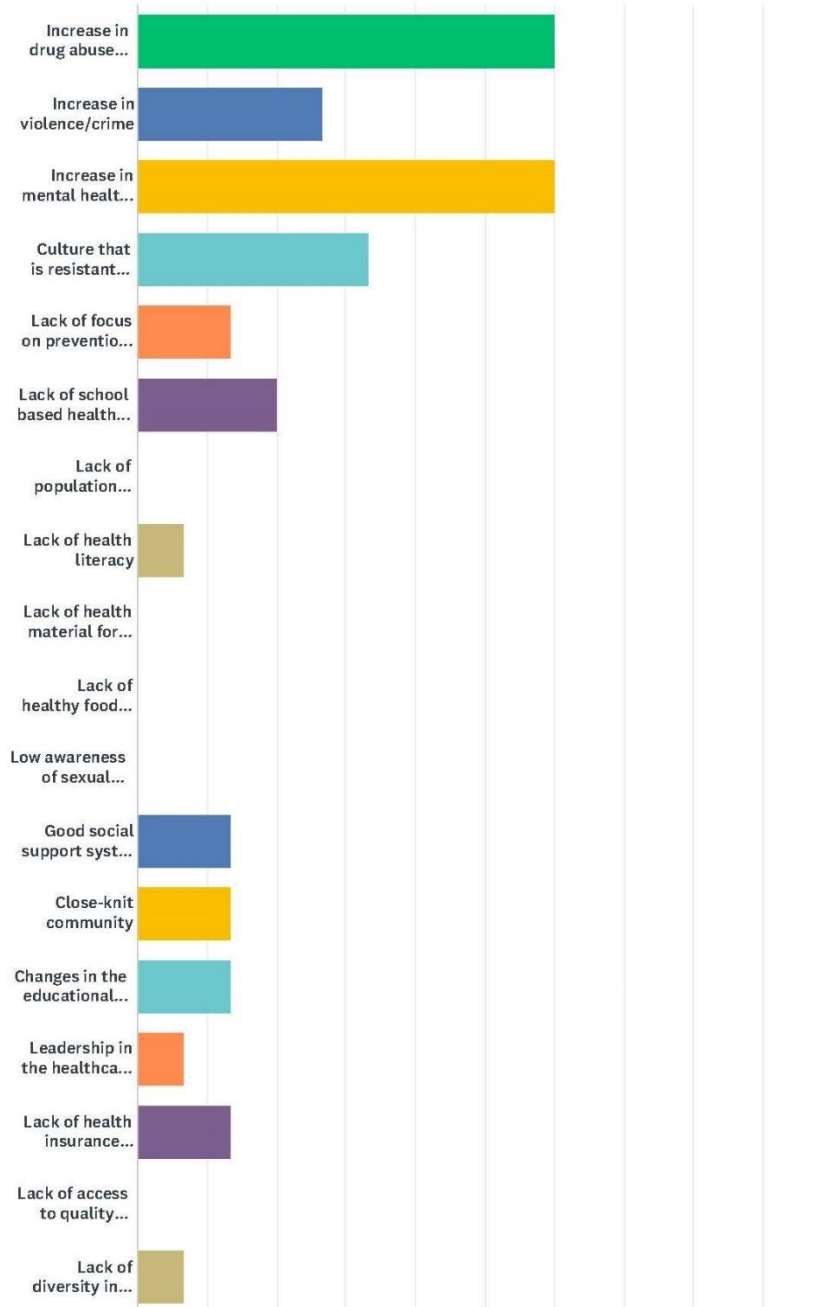
### Washington County Forces of Change (FOC) Assessment

Lack of high paying jobs	40.00%	6
High rates of poverty in children	20.00%	3
High rates of poverty	40.00%	6
Natural disasters such as Hurricanes	46.67%	7
Other (please specify)	0.00%	0
Total Respondents: 15		

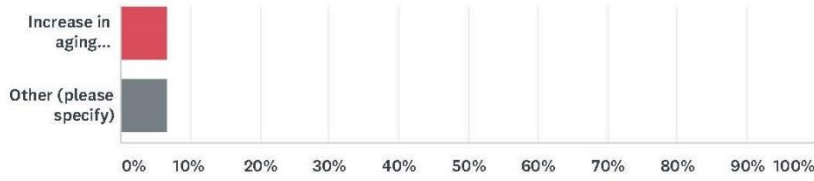
Washington County Forces of Change (FOC) Assessment

Q3 Please choose what you consider to be the top THREE social forces listed below:

Answered: 15 Skipped: 0



### Washington County Forces of Change (FOC) Assessment



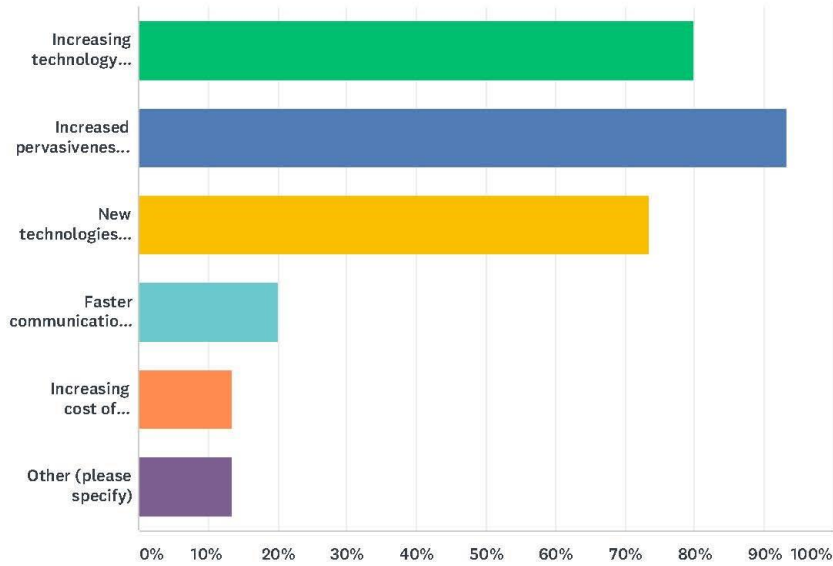
ANSWER CHOICES	RESPONSES	
Increase in drug abuse (prescription and non-prescription)	60.00%	9
Increase in violence/crime	26.67%	4
Increase in mental health issues	60.00%	9
Culture that is resistant to change	33.33%	5
Lack of focus on prevention of chronic diseases (heart disease, diabetes, cancer, etc.)	13.33%	2
Lack of school based health education	20.00%	3
Lack of population based health education	0.00%	0
Lack of health literacy	6.67%	1
Lack of health material for multi-lingual and/or low literacy populations	0.00%	0
Lack of healthy food options	0.00%	0
Low awareness of sexual education in the school age population	0.00%	0
Good social support system within the county	13.33%	2
Close-knit community	13.33%	2
Changes in the educational system, including technical, primary, secondary and higher education	13.33%	2
Leadership in the healthcare community	6.67%	1
Lack of health insurance coverage	13.33%	2
Lack of access to quality child care	0.00%	0
Lack of diversity in the population	6.67%	1
Increase in aging population	6.67%	1
Other (please specify)	6.67%	1
Total Respondents: 15		



Washington County Forces of Change (FOC) Assessment

Q4 Please choose what you consider to be the top THREE technological forces listed below:

Answered: 15 Skipped: 0

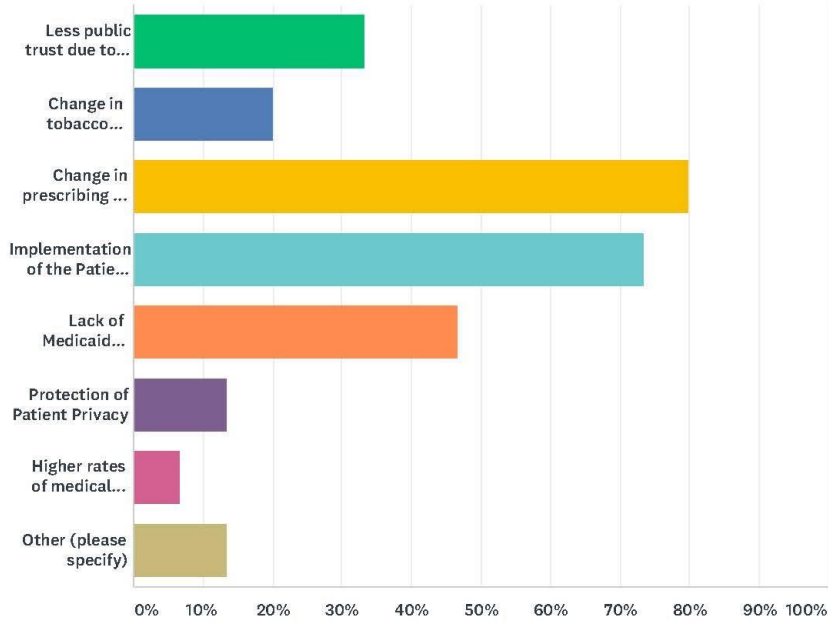


ANSWER CHOICES	RESPONSES
Increasing technology requirements (electronic health records, meaningful use, etc.)	80.00% 12
Increased pervasiveness and reliance on evolving technology in day-to-day society (social media, online blogs, texting, smart phones, Skype)	93.33% 14
New technologies driving the need for technology competency within the workforce and among consumers	73.33% 11
Faster communication between patient to provider through healthcare information exchanges	20.00% 3
Increasing cost of healthcare due to technology	13.33% 2
Other (please specify)	13.33% 2
Total Respondents: 15	

Washington County Forces of Change (FOC) Assessment

Q5 Please choose what you consider to be the top THREE ethical/legal forces listed below:

Answered: 15 Skipped: 0



ANSWER CHOICES	RESPONSES	
Less public trust due to county corruption issues	33.33%	5
Change in tobacco legislation (locally, statewide, and nationally)	20.00%	3
Change in prescribing of controlled substances	80.00%	12
Implementation of the Patient Protection and Affordable Care Act (also known as Obamacare)	73.33%	11
Lack of Medicaid expansion in the state of Florida following the Affordable Care Act	46.67%	7
Protection of Patient Privacy	13.33%	2
Higher rates of medical malpractice	6.67%	1
Other (please specify)	13.33%	2
Total Respondents: 15		

Q6 Final Comments: Are there any other forces, trends, factors or events you want to add that might not fit into the political, economic, social, technological, ethic or legal categories?

Answered: 3 Skipped: 12

---

## Forces of Change Summary

---

One of the components of the Washington County Community Health Assessment process is the Forces of Change (FOC) Assessment. The purpose of this assessment is to identify what impending changes will affect the community in which the public health system operates.

This assessment will answer the question, “What is occurring or might occur that affects the health of our community or the local public health system?” This FOC assessment will result in a comprehensive, but focused, list that identifies key forces and describes their impact.

The Washington Community Health Improvement Partnership (WCHIP) members considered forces from three major categories

:

- ✓ Forces are a broad, all-encompassing category that includes trends, events and factors.
- ✓ Trends are patterns over time, such as migration in and out of a community or a growing disillusionment with government.
- ✓ Factors are discrete elements, such as a community’s large ethnic population, or rural setting, or the jurisdiction’s proximity to a major waterway.
- ✓ Events are one-time occurrences, such as a hospital closure, a natural disaster, or the passage of new legislation.

The WCHIP consider a variety of perspectives when identifying potential forces of change, including:

- ✓ Political forces such as policy/legislation, budgeting, and advocacy
- ✓ Economic forces such as changes in employment/income, program funding levels, and the stability of industry and trade within the county
- ✓ Social forces such as population demographics, cultural norms, and violence/crime/safety
- ✓ Technological forces such as healthcare advances, information technology, and communications
- ✓ Ethical/Legal forces such as privacy and end of life issues

In choosing the forces, the WCHIP reflected on the following questions:

- ✓ What has occurred recently that may affect our local public health system or community?
- ✓ What may occur in the future?
- ✓ Are there any trends occurring that will have an impact locally?
- ✓ What forces are occurring locally? Regionally? Nationally? Globally?
- ✓ What characteristics of our jurisdiction or state may pose an opportunity or threat?
- ✓ What may occur or has occurred that may pose a barrier to achieving the shared vision?

The anticipated forces of change identified by the WCHIP, along with the potential impacts (both positive and negative), are included in the lists below.

The top ranked political forces include:

1. Election of new governor
2. Little trust in elected officials
3. Political will to address health issues at the local level

The top ranked economic forces include:

1. Natural disasters such as hurricanes
2. Lack of diversity of industries and lack of affordable housing opportunities
3. Lack of jobs and increasing unemployment and stagnant or decreasing funding for public programs.

The top ranked social forces include:

1. Increase in drug abuse (prescription and non-prescription) and increase in mental health issues.
2. Culture that is resistant to change
3. Increase in violence/crime

The top ranked technological forces include:

1. Increasing pervasiveness and reliance on evolving technology in day-to-day society (social media, online blogs, texting, smart phones, Skype)
2. Increasing technology requirements (electronic health record, meaningful use, etc.)
3. New technologies driving the need for technology competency within the workforce and among consumers

The top ranked ethical/legal forces include:

1. Changing of prescribing of controlled substances
2. Implementation of the Patient Protection and Affordable Care Act (also known as Obamacare)
3. Lack of Medicaid expansion in the state of Florida following the Affordable Care Act

Some survey respondents listed additional forces, trends, factors events that did not necessarily fit into the political, technological, or ethical/legal categories. These included:

- Lack of access to services
- Lack of low-income housing
- Lack of long-term care options
- Need affordable health insurance options
- Need faith-based intervention (spiritual)



[www.washingtonchd.com](http://www.washingtonchd.com)

In looking at high risk populations, Washington County demographics revealed that Washington County has a higher poverty level, lower median income, and lower annual wage than the State level. In addition, households with public assistance was higher for Washington County than State average. The leading causes of death were heart disease and cancer. The suicide rate for Washington County was higher than State average. Washington County is significantly lower in the number of licensed physicians than state average, as well as dentist and internist. This plays a major role in availability of care. In addition, Washington County has transportation barriers that prevention some residents from traveling to resources outside of the county. Washington County reported poor mental health on 4 or more days higher than State average. For this reason, substance abuse and mental health were selected as priorities along with obesity and diabetes prevention. Due to higher poverty and other negative health indicators, health remains a high priority with data to support the high-risk populations in Washington County. Reference pages 10-30 for key data related to Washington County and the selected priority areas.

Regarding community strengths, Washington County has many negative health indicators, but the positive resources Washington County has is Wal-Mart and the prison which are large employers for the county. Washington County has a strong religious population and local churches minister to the community in various forms to include food donations, clothing donations, and a free clinic for the uninsured population.

For each quarter, WCHIP meets to work on CHIP objectives through development and implantation of action plans and review of data. An annual review of data takes place each August. The August 2020 annual review along with two of the yearly meetings was placed on hold due to COVID-19. Meetings have now resumed virtually and the WCHIP group will continue to work towards a healthier Washington County.