



Volunteer Health Care Provider Program Annual Report

Fiscal Year 2018-2019

January 2020

Ron DeSantis
Governor

Dr. Scott A Rivkees, MD
Surgeon General and Secretary

Table of Contents

Executive Summary	i
Community and Faith-Based Clinics and Organizations	1
Licensed Health Care Professionals	4
Value of Goods and Services.....	5
Appendix A: Volunteer Health Care Provider Program Clinics and Organizations Contributions by County	6
Appendix B: Volunteer Health Care Provider Program Clinics and Contributions	8
Appendix C: Summary of Clinics and Organizations that Closed.....	22
Appendix D: Financial Liability Report.....	23

Executive Summary

The Volunteer Health Care Provider Program (VHCPP) Annual Report is provided in accordance with section 766.1115(8), Florida Statutes, to summarize contributions achieved by the program. During fiscal year (FY) 2018-2019, 223 community and faith-based clinics and organizations reported that a total of 14,501 licensed health care professionals and 3,883 Eligibility and Referral Specialists volunteered in the program.¹ The facilities reported providing 472,183 health care services to eligible individuals. In addition, the facilities reported that the value of health-related goods and services provided to Florida's citizens through the program totaled approximately \$309 million. Since inception of the program in 1992, the Department of Health (Department) has documented more than \$4.1 billion in donated goods and services. Appendix A summarizes an aggregated number of clinics and organizations participating in the program by county, and Appendix B summarizes reported volunteers and health care service counts and the value of contributions by clinic for each county.²

Background

Created by the Access to Health Care Act in 1992, VHCPP improves access to health care for uninsured and underserved low-income residents by providing sovereign immunity to licensed health care professionals in exchange for providing free medical and dental services to these underserved populations. These professionals primarily provide volunteer services in community and faith-based medical clinics that serve uninsured and underserved individuals. The program trains non-licensed volunteers to conduct eligibility determination and refer individuals to providers for primary or specialty care.

To be eligible for medical and dental services through VHCPP, an individual must:

- Not have health insurance that covers the treatment being sought and have a gross family income less than 200% of the federal poverty level; or
- Be Medicaid-eligible under Florida law and meet VHCPP's income eligibility criteria. (Medicaid clients are eligible to receive services through a free clinic when there is no Medicaid provider available in the area.)

¹ Of the 14,501 licensed health care professionals, 672 provided services to more than one clinic and organization.

² Appendix C lists the clinics that closed during Fiscal Year 2018 – 2019. These clinics will not appear on the next annual report.

The program is administered by a supervisor at Central Office in Tallahassee and nine regional coordinators. To establish sovereign immunity, licensed health care professionals sign contracts with the Department. Regional coordinators prepare and manage the contracts with health care professionals; they also ensure compliance with sovereign immunity requirements, conduct quality assurance at the clinics and organizations where clients receive services and train non-licensed professionals in eligibility determination and referral procedures. In addition to contracting with individuals, the Department contracts with 135 medical clinics and organizations where licensed health care professionals serve eligible clients. On behalf of the Department, county health department health officers sign the contracts with licensed health care professionals participating in the program. In FY 2018-2019, expenditures to administer the program totaled \$472,693.

This report also includes a list of claims filed under VHCPP compiled by the Florida Department of Financial Services, Division of Risk Management, as required by section 766.1115 (7), Florida Statutes (See Appendix D). No claims have been reported since March 2012.

Community and Faith-Based Clinics and Organizations

Licensed health care professionals who participate in the program provide services at clinics and medical organizations that serve underinsured and underserved individuals. During FY 2018-2019, health care professionals provided services in 223 community and faith-based clinics, organizations and mobile dental units in 46 counties.

As shown in Exhibit 1 on page 2, there are community and faith-based clinics and organizations participating in the program in 44 counties. Of these, 28 counties had between one and four participating clinics and organizations, eight counties had between five and seven participants and another eight counties had eight or more participants.³ In addition, 23 counties do not have clinics participating. To address these shortages, the program is collaborating with the Office of Rural Health to engage in outreach activities with the state Rural Health Networks and rural health clinics to promote the program.

Dental care is an important service provided through this program. Exhibit 2 on page 3 shows that 19 of the 223 clinics and organizations participating in the program were dental mobile units that provided dental services in 17 counties.

³ Of the counties that have more than eight facilities participating in the program, Miami-Dade County had 25; the remaining counties in this category had between 8 and 15 facilities participating.

Exhibit 1: Community and Faith-Based Clinics and Organizations by County

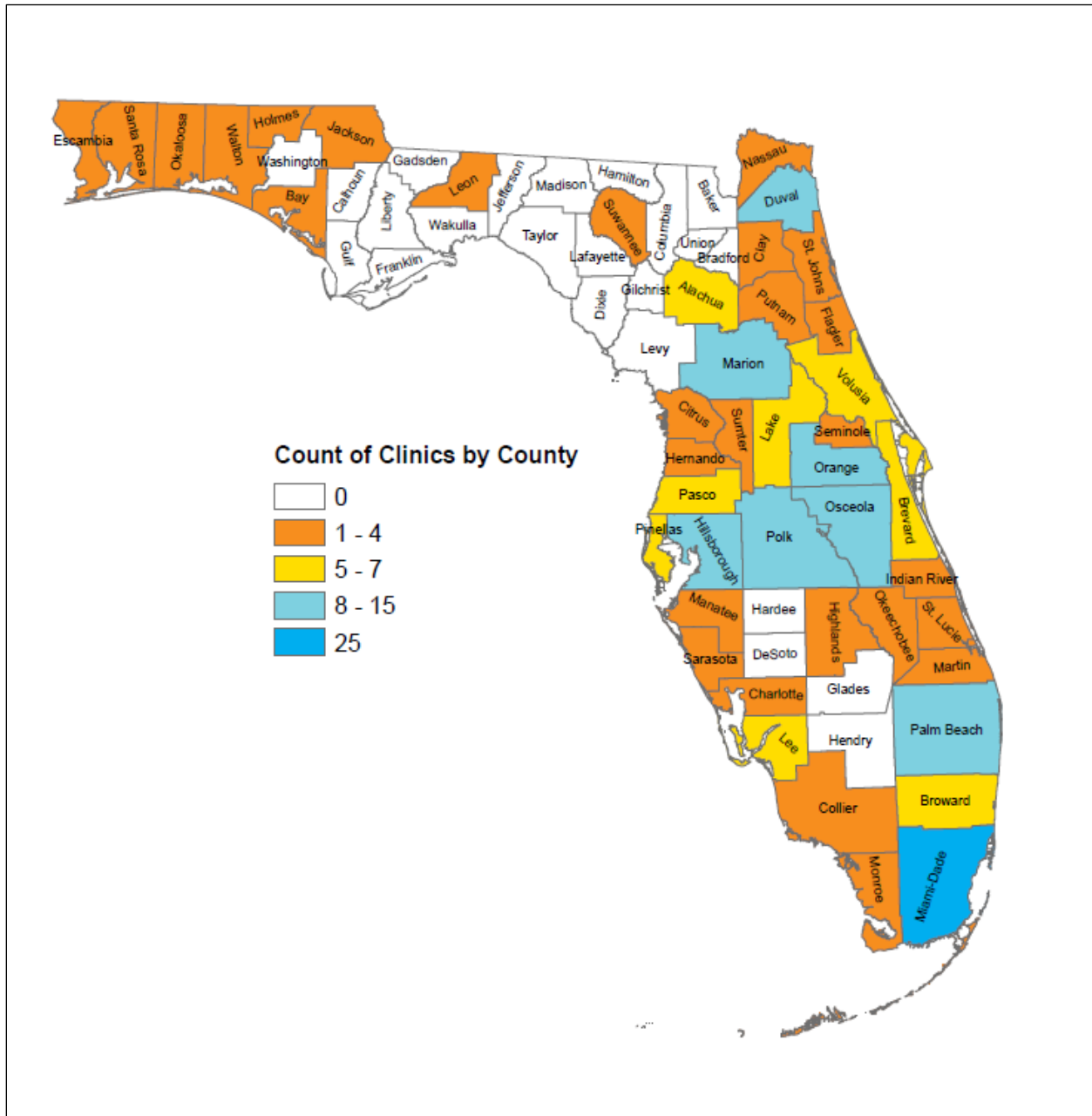
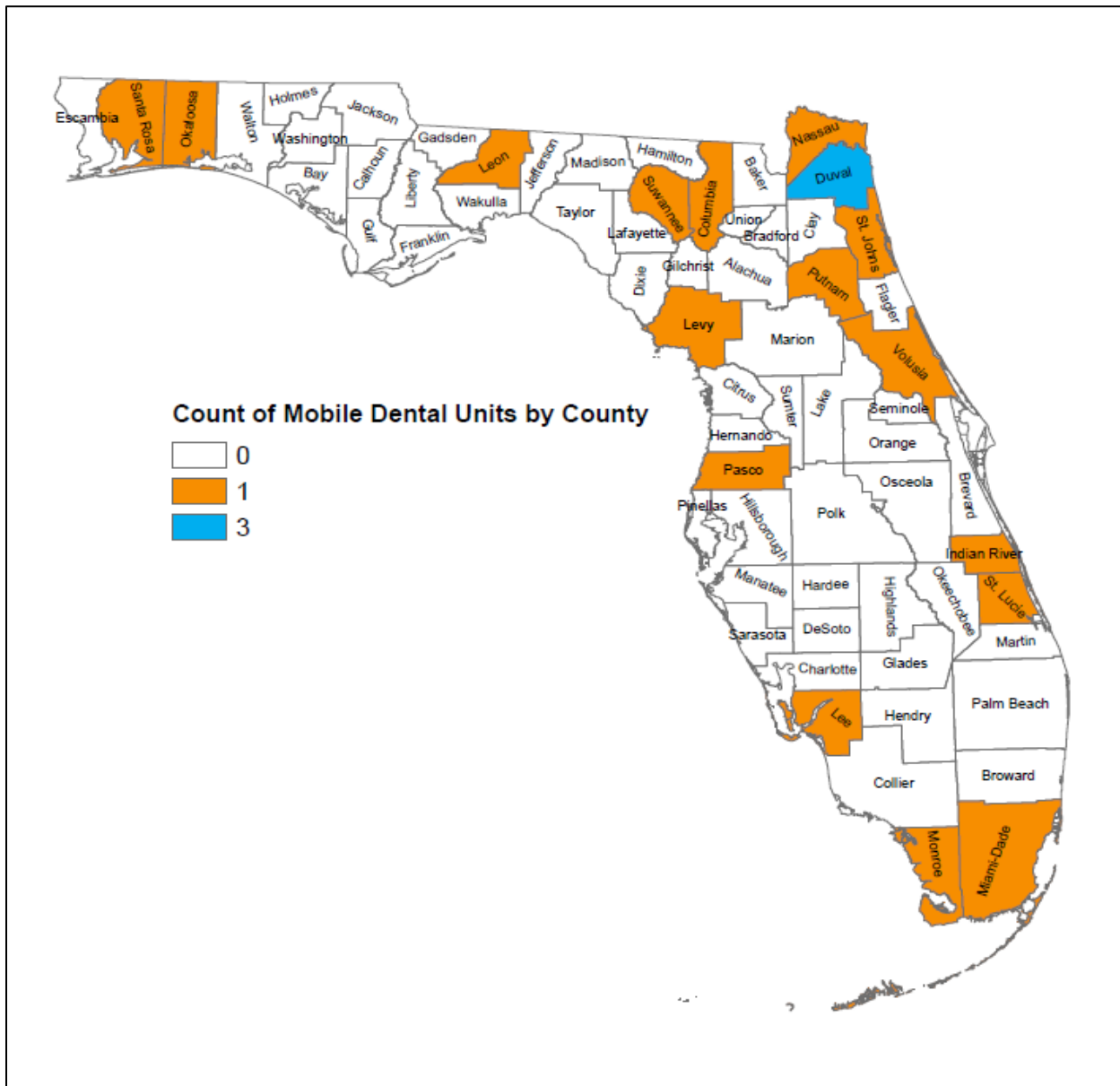


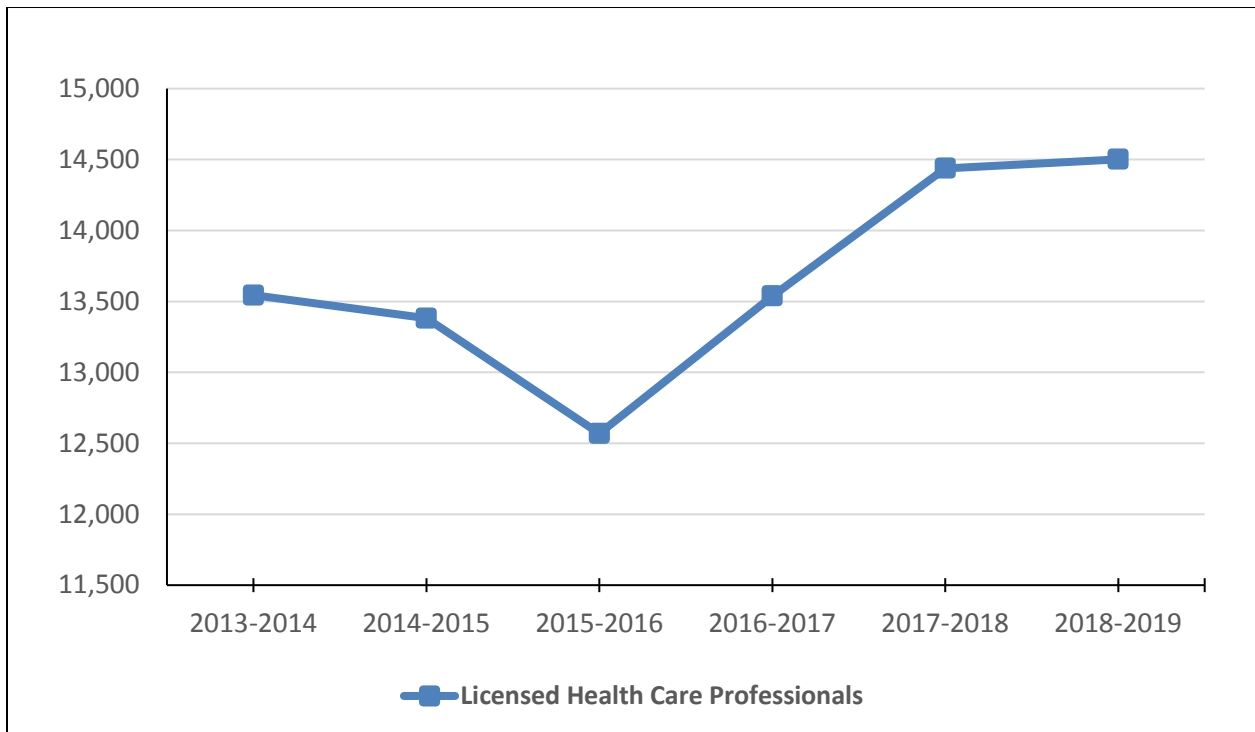
Exhibit 2: Florida Baptist Convention, Mobile Dental Units by County



Licensed Health Care Professionals

The Department contracts with licensed health care professionals to volunteer with VHCPP. During FY 2018-2019, the 14,501 licensed health care professionals participating in the program provided 472,183 health care services to eligible individuals through VHCPP. As shown in Exhibit 3, the number of licensed health care professionals providing volunteer services has increased by 7.1% (958) since FY 2013-2014. In addition, 3,883 Eligibility and Referral Specialists volunteered to screen clients for eligibility determination and refer patients for primary and specialty care during FY 2018-2019.

Exhibit 3: Licensed Health Care Professionals Fiscal Year 2013-2014 through Fiscal Year 2018-2019

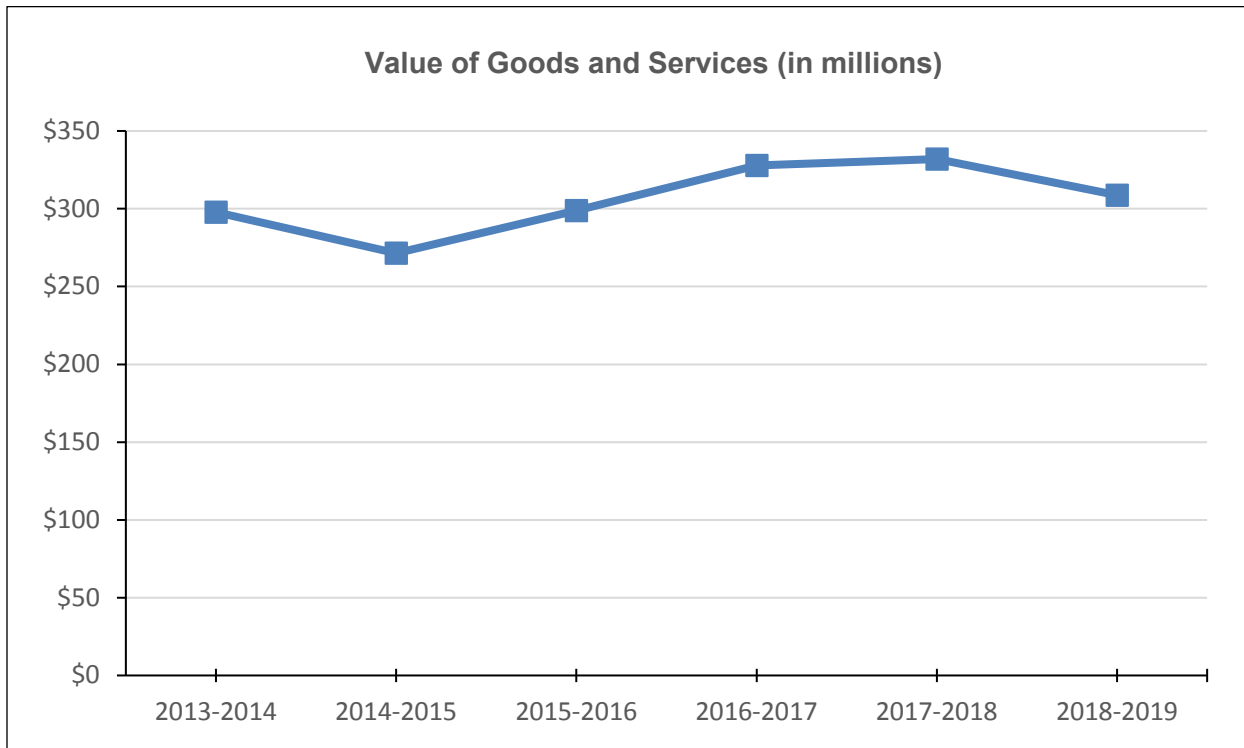


Source: Annual reporting requirements for clinics and organizations that participated in the program.

Value of Goods and Services

The value of health care services is self-reported by the clinics and organizations that participate in VHCPP. During FY 2018-2019, all clinics and organizations participating in the program reported fiscal information. They reported a total of 603,872 donated hours at a value of approximately \$154 million. In addition, 155 of the total 223 clinics and organizations reported receiving donations of money, supplies and equipment valued at approximately \$155 million. The combined value of services and donations totaled \$309 million. Exhibit 4 shows an increase of 3.7% compared to FY 2013-2014, when the value totaled \$298 million. Since VHCPP's inception in 1992, participating clinics have reported more than \$4.1 billion in donated goods and services.

Exhibit 4: Total Value of Goods and Services for Fiscal Year 2014-2015 through Fiscal Year 2018-2019



Source: Annual reporting requirements for clinics and organizations that participated in the program.

Appendix A: Volunteer Health Care Provider Program Clinics and Organizations Contributions by County

July 1, 2018-June 30, 2019

The following table summarizes aggregate information by county – the number of clinics and organizations participating in the program, health care services, licensed volunteers and eligibility and referral specialists and the value of contributions by county.

Counties	Clinics and Organizations	Health Care Services	Licensed Volunteers	Eligibility and Referral Specialists	Value of Contributions
Alachua County	6	4,299	1,279	123	\$7,442,800
Baker County*	0	0	0	0	\$0
Bay County	3	15,795	135	17	\$9,522,142
Bradford County*	0	0	0	0	\$0
Brevard County	5	4,099	425	76	\$12,087,467
Broward County	7	7,103	76	20	\$1,532,464
Calhoun County*	0	0	0	0	\$0
Charlotte County	2	17,077	144	30	\$10,084,429
Citrus County	3	682	29	7	\$95,753
Clay County	2	2,232	28	19	\$1,087,184
Collier County	3	13,117	522	33	\$17,736,145
Columbia County	1	126	8	16	\$56,872
DeSoto County*	0	0	0	0	\$0
Dixie County*	0	0	0	0	\$0
Duval County	16	15,518	968	121	\$17,340,084
Escambia County	3	11,311	221	35	\$4,789,771
Flagler County	1	2,026	40	9	\$2,128,017
Franklin County*	0	0	0	0	\$0
Gadsden County*	0	0	0	0	\$0
Gilchrist County*	0	0	0	0	\$0
Glades County*	0	0	0	0	\$0
Gulf County*	0	0	0	0	\$0
Hamilton County*	0	0	0	0	\$0
Hardee County*	0	0	0	0	\$0
Hendry County*	0	0	0	0	\$0
Hernando County	2	3,552	31	7	\$2,973,120
Highlands County	1	3,054	447	4	\$1,902,711
Hillsborough County	15	43,537	1,027	167	\$21,455,102
Holmes County	1	165	12	14	\$75,123
Indian River County	2	2,107	49	3	\$3,115,969

*No volunteers were available for clinical services during fiscal year 2018-2019.

Counties	Clinics and Organizations	Health Care Services	Licensed Volunteers	Eligibility and Referral Specialists	Value of Contributions
Jackson County	1	493	9	4	\$102,471
Jefferson County*	0	0	0	0	\$0
Lafayette County*	0	0	0	0	\$0
Lake County	5	8,802	170	23	\$10,762,127
Lee County	7	10,957	573	33	\$13,494,311
Leon County	5	2,957	360	13	\$7,644,458
Levy County	1	90	33	6	\$64,936
Liberty County*	0	0	0	0	\$0
Madison County*	0	0	0	0	\$0
Manatee County	4	11,247	106	19	\$5,420,206
Marion County	8	9,568	518	127	\$2,222,140
Martin County	3	15,784	211	9	\$9,721,735
Miami-Dade County	26	92,961	2,631	814	\$44,593,088
Monroe County	2	2,945	386	17	\$4,755,102
Nassau County	3	751	26	27	3,428,290
Okaloosa County	3	1,178	48	19	\$2,351,698
Okeechobee County	1	163	10	3	\$163,050
Orange County	9	26,570	1,140	469	\$22,498,329
Osceola County	8	4,685	89	29	\$926,827
Palm Beach County	13	67,721	634	61	\$15,292,290
Pasco County	7	5,093	148	964	\$1,364,174
Pinellas County	7	17,202	236	80	\$5,130,308
Polk County	10	20,337	686	193	\$21,393,490
Putnam County	2	849	31	17	\$179,784
St. Johns County	2	3,154	86	22	\$1,583,685
St. Lucie County	3	5,751	115	21	\$12,873,315
Santa Rosa County	3	2,748	150	16	\$1,931,766
Sarasota County	4	2,558	40	23	\$424,042
Seminole County	2	5,182	312	68	\$5,326,419
Sumter County	1	1,987	34	20	\$396,193
Suwannee County	2	260	50	47	\$107,145
Taylor County*	0	0	0	0	\$0
Union County*	0	0	0	0	\$0
Volusia County	6	4,340	197	38	\$1,187,932
Wakulla County*	0	0	0	0	\$0
Walton County	2	50	31	0	\$28,520
Washington County*	0	0	0	0	\$0
Total	223	472,183	14,501	3,883	\$308,792,984

*No volunteers were available for clinical services during fiscal year 2018-2019.

Appendix B: Volunteer Health Care Provider Program Clinics and Contributions

July 1, 2018-June 30, 2019

This appendix presents reported health care services and licensed volunteers counts and the value of contributions for the clinics and organizations in each county.

Statewide

Clinics and Organizations	Health Care Services	Licensed Volunteers	Value of Contributions ¹
Total	472,183	14,501	\$308,792,984

Alachua County

Clinics and Organizations	Health Care Services	Licensed Volunteers	Value of Contributions ¹
Helping Hands Clinic	2,209	96	\$1,244,174
North Central Florida Baptist Association	41	6	\$6,182
RAHMA Mercy Clinic	125	22	\$63,949
Spanish Clinic	55	3	\$10,626
We Care Network	1,768	1,127	\$6,065,576
Westside Samaritans Clinic	101	25	\$52,293
Total	4,299	1,279	\$7,442,800

Bay County

Clinics and Organizations	Health Care Services	Licensed Volunteers	Value of Contributions ¹
Avicenna Free Clinic	1,965	20	\$178,612
Bay Cares	546	42	\$399,416
Saint Andrew Community Medical Center	13,284	73	\$8,944,114
Total	15,795	135	\$9,522,142

¹ Value of Contributions includes donations and the value of volunteers' services.

Brevard County

Clinics and Organizations	Health Care Services	Licensed Volunteers	Value of Contributions ¹
Brevard Health Alliance	629	180	\$9,289,021
Delacruz Free Clinic	52	2	\$17,653
Space Coast Volunteers in Medicine, Dental	100	15	\$193,176
Space Coast Volunteers in Medicine, Medical	3,010	186	\$2,278,888
Volunteer Adult Dental Clinic, Brevard County Health Department (BCHD)	308	42	\$308,729
Total	4,099	425	\$12,087,467

Broward County

Clinics and Organizations	Health Care Services	Licensed Volunteers	Value of Contributions ¹
Broward Outreach Centers, Hollywood	2,162	1	\$87,250
Broward Outreach Centers, Pompano*	0	0	\$0
Broward Partnership for the Homeless, Inc.*	0	0	\$0
Light of the World	4,278	60	\$1,257,324
Light One's Path Foundation	6	1	\$7,000
Living Water Care Center, a Ministry of Immanuel Baptist Church	356	3	\$108,075
Pak-American Clinic	301	11	\$72,815
Total	7,103	76	\$1,532,464

Charlotte County

Clinics and Organizations	Health Care Services	Licensed Volunteers	Value of Contributions ¹
Englewood Community Care Clinic, Inc.	1,276	59	\$713,464
Virginia B. Andes Volunteer Community Clinic, Inc.	15,801	85	\$9,370,965
Total	17,077	144	\$10,084,429

Citrus County

Clinics and Organizations	Health Care Services	Licensed Volunteers	Value of Contributions ¹
Citrus County Family Resource Center Connections Clinic	401	6	\$37,705
Nature Coast Ministries Dental Clinic	239	7	\$43,076
We Care, Citrus County	42	16	\$14,972
Total	682	29	\$95,753

¹ Value of Contributions includes donations and the value of volunteers' services.

*No volunteers were available for clinical services during fiscal year 2018-2019.

Clay County

Clinics and Organizations	Health Care Services	Licensed Volunteers	Value of Contributions ¹
Clay County Dental Care	355	8	\$60,483
The Way Free Medical Clinic	1,877	20	\$1,026,701
Total	2,232	28	\$1,087,184

Collier County

Clinics and Organizations	Health Care Services	Licensed Volunteers	Value of Contributions ¹
Neighborhood Health Clinic, Inc.	10,432	356	\$13,853,719
Panira Healthcare Clinic, Inc.	206	11	\$32,000
Physician Lead Access Network of Collier County	2,479	155	\$3,850,426
Total	13,117	522	\$17,736,145

Columbia County

Clinics and Organizations	Health Care Services	Licensed Volunteers	Value of Contributions ¹
North Florida Baptist Network (MDU) ²	126	8	\$56,872
Total	126	8	\$56,872

Duval County

Clinics and Organizations	Health Care Services	Licensed Volunteers	Value of Contributions ¹
Arlington Eye Clinic, Inc.*	0	0	\$0
City Rescue Mission Dental Clinic	245	5	\$36,408
City Rescue Mission Medical Clinic	925	10	\$71,001
Community Health Outreach/Healing Hands Medical & Dental Ministry	1,242	16	\$396,646
I.M. Sulzbacher Clinic	341	12	\$109,031
Jacksonville Myanmar Association	191	13	\$21,458
Lake Shore Baptist Church (MDU) ²	144	37	\$76,568
Legacy of Care Health Center, Inc.	131	36	\$28,835
Mission House Clinic	1,500	143	\$161,169
Muslim American Social Services	4,379	51	\$1,828,951
Park City Baptist Church (MDU) ²	77	21	\$29,085
Philippine Nurses Association of Northeast Florida	27	5	\$28,803
St. Vincent's Mobile Health Outreach Ministry Mobile Dental Unit	342	6	\$69,710
Terry Parker Baptist Church (MDU) ²	25	3	\$12,575
Vision Is Priceless Council, Inc.	1,749	60	\$229,204
We Care Jacksonville, Inc.	4,200	550	\$14,240,640
Total	15,518	968	\$17,340,084

¹ Value of Contributions includes donations and the value of volunteers' services.

² MDU = Mobile Dental Unit, Florida Baptist Convention.

*No volunteers were available for clinical services during fiscal year 2018-2019.

Escambia County

Clinics and Organizations	Health Care Services	Licensed Volunteers	Value of Contributions ¹
Escambia County Medical Society Foundation, Inc.	856	69	\$820,161
Health and Hope Clinic	5,922	70	\$2,536,130
Saint Joseph Medical Screening Clinic	4,533	82	\$1,433,480
Total	11,311	221	\$4,789,771

Flagler County

Clinics and Organizations	Health Care Services	Licensed Volunteers	Value of Contributions ¹
Flagler County Free Clinic, Inc.	2,026	40	\$2,128,017
Total	2,026	40	\$2,128,017

Hernando County

Clinics and Organizations	Health Care Services	Licensed Volunteers	Value of Contributions ¹
Crescent Community Clinic	3,552	31	\$2,973,120
People Helping People of Hernando County*	0	0	\$0
Total	3,552	31	\$2,973,120

Highlands County

Clinics and Organizations	Health Care Services	Licensed Volunteers	Value of Contributions ¹
Samaritan's Touch Care Center, Inc. Sebring Clinic	3,054	447	\$1,902,711
Total	3,054	447	\$1,902,711

¹ Value of Contributions includes donations and the value of volunteers' services.

*No volunteers were available for clinical services during fiscal year 2018-2019.

Hillsborough County

Clinics and Organizations	Health Care Services	Licensed Volunteers	Value of Contributions ¹
Beth-El Farmworkers Ministry Dental Clinic	175	25	\$129,478
Brandon Outreach Clinic	1,448	252	\$1,945,759
Bridge Healthcare Clinic	1,126	70	\$540,153
Calvary Community Clinic	861	12	\$237,360
Catholic Charities Free Clinics	1,627	27	\$197,453
Center for Family Health	397	6	\$72,367
Free Clinic of Tampa Bay - Peace on Earth Foundation	60	9	\$180,686
Gulf Coast Dental Outreach Clinic	487	24	\$375,031
Judeo Christian Health Clinic	30,129	384	\$14,538,416
Mission Tampa, Inc. / Mission Smiles	781	79	\$232,215
Pioneer Medical Clinic	576	60	\$110,358
Red Crescent Clinic	4,179	24	\$181,943
St. George Clinic, Tampa	990	26	\$260,388
Tampa Bay Street Medicine Clinic	503	16	\$35,827
Underground Free Clinic	198	13	\$2,417,668
Total	43,537	1,027	\$21,455,102

Holmes County

Clinics and Organizations	Health Care Services	Licensed Volunteers	Value of Contributions ¹
Holmes County Community Health Center	165	12	\$75,123
Total	165	12	\$75,123

Indian River County

Clinics and Organizations	Health Care Services	Licensed Volunteers	Value of Contributions ¹
Cornerstone Baptist Church (MDU) ²	22	2	\$10,222
We Care, Indian River County	2,085	47	\$3,105,747
Total	2,107	49	\$3,115,969

Jackson County

Clinics and Organizations	Health Care Services	Licensed Volunteers	Value of Contributions ¹
Faith Health Clinic	493	9	\$102,471
Total	493	9	\$102,471

¹ Value of Contributions includes donations and the value of volunteers' services.

² MDU = Mobile Dental Unit, Florida Baptist Convention.

Lake County

Clinics and Organizations	Health Care Services	Licensed Volunteers	Value of Contributions ¹
AdventHealth Waterman Community Clinic, Florida Hospital Waterman	1,804	15	\$4,904,700
Community Medical Care Center of Leesburg, Inc.	5,560	58	\$2,094,416
Lazarus Free Dental Clinic at St. Paul	38	2	\$27,656
Saint Luke's Free Medical and Dental Clinic-Catholic Charities of Central Florida	889	31	\$88,588
We Care of Lake County, Inc.	511	64	\$3,646,767
Total	8,802	170	\$10,762,127

Lee County

Clinics and Organizations	Health Care Services	Licensed Volunteers	Value of Contributions ¹
Christian Medical Ministries	2,110	10	\$243,111
Epilepsy Services of SW Florida, Fort Myers	289	3	\$11,070
Florida Lions Club Eye Clinic	2,029	20	\$740,690
Fort Myers (MDU) ²	70	8	\$18,900
Project Dentists Care	1,489	58	\$432,121
Senior Friendship Center, Inc.	368	15	\$64,140
The Salvation Army: A Georgia Corporation, We Care of Lee County	4,602	459	\$11,984,279
Total	10,957	573	\$13,494,311

Leon County

Clinics and Organizations	Health Care Services	Licensed Volunteers	Value of Contributions ¹
Capital Medical Society Foundation, Inc., We Care Network	2,244	340	\$7,496,314
CESC Kearney Center at Tallahassee Leon Shelter, Dental Clinic	499	9	\$108,446
CESC Kearney Center at Tallahassee Leon Shelter, Medical Clinic	21	1	\$5,040
Leon County Veterans (MDU) ²	27	8	\$13,575
Neighborhood Health Service	166	2	\$21,083
Total	2,957	360	\$7,644,458

¹ Value of Contributions includes donations and the value of volunteers' services.

² MDU = Mobile Dental Unit, Florida Baptist Convention.

Levy County

Clinics and Organizations	Health Care Services	Licensed Volunteers	Value of Contributions ¹
Harmony Baptist Association, First Baptist Church, Chiefland (MDU) ²	90	33	\$64,936
Total	90	33	\$64,936

Manatee County

Clinics and Organizations	Health Care Services	Licensed Volunteers	Value of Contributions ¹
Community Coalition on Homelessness Corporation	9,736	43	\$4,044,943
Epilepsy Services of Southwest Florida, Inc.	171	2	\$21,715
Genesis Health Services, Inc.	6	1	\$3,403
We Care Manatee, Inc.	1,334	60	\$1,350,145
Total	11,247	106	\$5,420,206

Marion County

Clinics and Organizations	Health Care Services	Licensed Volunteers	Value of Contributions ¹
Deliverance Outreach Ministries, Inc.	745	11	\$48,808
FreeD.O.M Clinic, Inc., USA	6,525	285	\$1,126,514
Help Agency of the Forest, Inc.*	0	0	\$0
Hope Clinic, Inc.	1,352	11	\$237,088
La Guadalupana Clinic, Ocala	176	11	\$16,969
Marion County We Care, Inc.	622	194	\$750,976
Project Dentists Care of Marion County*	0	0	\$0
Three Angels Clinic	148	6	\$41,785
Total	9,568	518	\$2,222,140

Martin County

Clinics and Organizations	Health Care Services	Licensed Volunteers	Value of Contributions ¹
Christian Community Care Center, Inc.	624	4	\$56,243
Light of the World Charities, Dental Clinic	2,433	2	\$933,483
Volunteers in Medicine, Martin County	12,727	205	\$8,732,009
Total	15,784	211	\$9,721,735

¹ Value of Contributions includes donations and the value of volunteers' services

² MDU = Mobile Dental Unit, Florida Baptist Convention.

*No volunteers were available for clinical services during fiscal year 2018-2019.

Miami-Dade County

Clinics and Organizations	Health Care Services	Licensed Volunteers	Value of Contributions¹
Baptist Health South Florida	10,659	0	\$8,770,000
Brownsville Medical Center	557	28	\$932,086
Caring for Miami	2,112	465	\$326,187
Center for Haitian Studies GYN Clinic	1,720	19	\$455,578
Dade County Dental Research Clinic / Community Smiles	27,015	217	\$9,514,803
Doral Pro-Health	454	33	\$28,258
Good News Care Center	11,164	305	\$5,726,604
Good Samaritan Health Clinic	1,112	8	\$366,861
Iglesia Doral*	0	0	\$0
League Against Cancer	2,224	144	\$7,538,245
Lotus House Wellness Center*	0	0	\$0
Miami Baptist Association (MDU) ²	112	15	\$65,363
Miami Rescue Mission Clinic	3,907	40	\$1,233,648
Ministerio Evangelistico Juana Agulla	94	10	\$30,841
New Life Baptist Church of Carol City	14	7	\$7,238
North Miami Beach Medical Mobil Center	4,535	44	\$1,353,364
Open Door Health Center	11,217	414	\$4,508,151
Robert Morgan Dental Clinic	596	93	\$49,058
South Miami Children's Clinic	28	16	\$6,581
St. John Bosco Clinic	5,356	116	\$1,919,380
Universal Heritage Institute Clinic	8,498	302	\$995,704
University of Miami IDEA Exchange Wound Care Clinic	33	24	\$26,721
University of Miami Night Clinic at CHS	28	11	\$11,046
University of Miami, St. John Bosco Tuesday Night Clinic	546	182	\$158,500
University of Miami-Physical Therapy Clinic	477	122	\$58,748
Urban Mercy Clinic	503	16	\$510,123
Total	92,961	2,631	\$44,593,088

¹ Value of Contributions includes donations and the value of volunteers' services.

² MDU = Mobile Dental Unit, Florida Baptist Convention.

*No volunteers were available for clinical services during fiscal year 2018-2019.

Monroe County

Clinics and Organizations	Health Care Services	Licensed Volunteers	Value of Contributions ¹
Florida Keys (MDU) ²	27	2	\$8,130
Good Health Clinic	2,918	384	\$4,746,972
Total	2,945	386	\$4,755,102

Nassau County

Clinics and Organizations	Health Care Services	Licensed Volunteers	Value of Contributions ¹
Barnabas Center, Inc., Medical and Dental	680	8	3,406,021
Nassau Cares ³	0	0	0
Northeast Florida Baptist Association (MDU) ²	71	18	22,269
Total	751	26	\$3,428,290

Okaloosa County

Clinics and Organizations	Health Care Services	Licensed Volunteers	Value of Contributions ¹
Crossroads Center, Inc.	1,118	26	\$2,282,289
Hope Medical Clinic	NR ⁴	NR ⁴	NR ⁴
Okaloosa Baptist Association, Baker (MDU) ²	60	22	\$69,409
Total	1,178	48	\$2,351,698

Okeechobee County

Clinics and Organizations	Health Care Services	Licensed Volunteers	Value of Contributions ¹
Open Hands Clinic	163	10	\$163,050
Total	163	10	\$163,050

¹ Value of Contributions includes donations and the value of volunteers' services.

² MDU = Mobile Dental Unit, Florida Baptist Convention.

³ Nassau Cares reported their numbers to Barnabus Center, Inc., Medical and Dental.

⁴ NR = Clinic did not report their annual summary.

Orange County

Clinics and Organizations	Health Care Services	Licensed Volunteers	Value of Contributions¹
Adventist University of Health Sciences, Hope Clinic	280	23	\$149,560
Community Care Clinic Florida Hospital	5,485	37	\$1,152,835
Community Medicine Clinic at Florida Hospital	854	14	\$345,860
Florida Hospital Community Impact Dental Program via Mobile Dental Unit*	0	0	\$0
Grace Medical Home	8,664	297	\$10,551,543
Islamic Society of Central Florida	165	1	\$13,322
Saint Luke's Coptic Medical Center	502	18	\$57,289
Shepherd's Hope, Inc.	9,210	617	\$8,313,831
Special Care of Central Florida	1,410	133	\$1,914,089
Total	26,570	1,140	\$22,498,329

Osceola County

Clinics and Organizations	Health Care Services	Licensed Volunteers	Value of Contributions¹
Catholic Charities St. Thomas Aquinas	1,183	35	\$65,579
Free Clinic of Central Florida*	0	0	\$0
Free Clinic of Florida, Inc.	288	5	\$36,785
Osceola Christian Ministry Center, Dental Clinic	79	8	\$29,893
Osceola Christian Ministry Center, Medical Clinic	65	4	\$26,155
Osceola Christian Ministry Center, Pregnancy Center	1,199	1	\$54,518
Osceola County Council on Aging	1,871	36	\$713,897
Primary Care Medical Services of Poinciana*	0	0	\$0
Total	4,685	89	\$926,827

¹ Value of Contributions includes donations and the value of volunteers' services.

*No volunteers were available for clinical services during fiscal year 2018-2019.

Palm Beach County

Clinics and Organizations	Health Care Services	Licensed Volunteers	Value of Contributions ¹
Arthritis Foundation Clinic	362	17	\$90,500
Caridad Health Center, Medical & Dental	35,903	248	\$7,725,972
Community Health Center, Medical & Vision	5,328	30	\$2,140,887
Healing Health Care Center, Inc.*	0	0	\$0
Jamaicans of the Palm Beach	760	11	\$184,530
Mission Clinic of Palm Springs	16,799	37	\$2,042,887
Mission Medical Clinic, Medical & Dental	6,791	44	\$2,197,419
MyClinic, Medical & Dental	881	228	\$750,116
Project Access	594	2	\$89,540
Saint Mary Coptic Orthodox Clinic*	0	0	\$0
Save-A-Molar, Dental Program*	0	0	\$0
Shenandoah Medical Care Center	40	5	\$12,146
We Care Clinic, Inc.	263	12	\$58,293
Total	67,721	634	\$15,292,290

Pasco County

Clinics and Organizations	Health Care Services	Licensed Volunteers	Value of Contributions ¹
CARES Senior Health Clinic	1,502	21	\$761,518
First Baptist Church of Lacochee (MDU) ²	46	4	\$31,984
Good Samaritan Health Clinic of Pasco County	2,759	91	\$431,692
One Community Now Inc., Veterans Stand Down (Numbers are reported under Mission Smile, Hillsborough County)	0	0	\$0
Saint Andre Free Clinic	325	10	\$65,669
Sertoma Speech & Hearing Foundation of Florida, Inc.	196	2	\$22,335
St. Verena Clinic, New Port Richey	265	20	\$50,976
Total	5,093	148	\$1,364,174

¹ Value of Contributions includes donations and the value of volunteers' services.

² MDU = Mobile Dental Unit, Florida Baptist Convention.

*No volunteers were available for clinical services during fiscal year 2018-2019.

Pinellas County

Clinics and Organizations	Health Care Services	Licensed Volunteers	Value of Contributions ¹
Clearwater Free Clinic, Inc.	8,935	115	\$1,693,714
Community Dental Clinic	2,883	15	\$1,377,564
Homeless Emergency Project, Free Dental Clinic	1,989	32	\$856,867
La Clinica Guadalupeana	1,951	14	\$907,510
St. Mina Coptic Medical Center, Inc.	419	6	\$65,270
St. Petersburg Free Clinic	800	46	\$69,729
Willa Carson Community Health Resource Center	225	8	\$159,654
Total	17,202	236	\$5,130,308

Polk County

Clinics and Organizations	Health Care Services	Licensed Volunteers	Value of Contributions ¹
Angels Care Center of Eloise, Inc.	731	35	\$621,413
First Baptist Church Winter Haven Florida dba The Haley Center FBC	1,278	169	\$2,788,054
Lake Wales Care Center, Inc.	1,232	12	\$992,881
Lakeland Volunteers in Medicine, Inc.	9,653	135	\$11,101,907
Mid-Town Dental Clinic / Free Dental Day	152	17	\$95,405
Parkview Outreach Community Center, Inc.	1,476	111	\$1,364,946
Polk Co. Health Care Dental Clinic at Traviss Center	293	4	\$103,869
Project Dentists Care (GKAS) ²	195	26	\$46,875
Talbot House Ministries of Lakeland, Inc. dba Good Samaritan Clinic	3,246	57	\$1,707,969
We Care of Central Florida, Inc.	2,081	120	\$2,570,171
Total	20,337	686	\$21,393,490

Putnam County

Clinics and Organizations	Health Care Services	Licensed Volunteers	Value of Contributions ¹
Putnam County Medical Mission	802	20	\$155,637
Saint Johns River Baptist Association (MDU) ³	47	11	\$24,147
Total	849	31	\$179,784

¹ Value of Contributions includes donations and the value of volunteers' services.

² GKAS = Give Kids A Smile 2019.

³ MDU = Mobile Dental Unit, Florida Baptist Convention.

Saint Johns County

Clinics and Organizations	Health Care Services	Licensed Volunteers	Value of Contributions ¹
Anastasia Church Elkton (MDU) ²	49	8	\$20,777
Wildflower Healthcare	3,105	78	\$1,562,908
Total	3,154	86	\$1,583,685

Saint Lucie County

Clinics and Organizations	Health Care Services	Licensed Volunteers	Value of Contributions ¹
Saint Lucie County Health Access Network, Inc. (HANDS) ³	5,457	101	\$12,813,933
The Good Samaritan Free Health Clinic	226	11	\$36,964
Treasure Coast Baptist Association, Discovery Church (MDU) ²	68	3	\$22,418
Total	5,751	115	\$12,873,315

Santa Rosa County

Clinics and Organizations	Health Care Services	Licensed Volunteers	Value of Contributions ¹
Good Samaritan Clinic	2,356	67	\$1,399,790
Jay First Baptist Church (MDU) ²	49	17	\$33,405
We Care Program, Santa Rosa County	343	66	\$498,571
Total	2,748	150	\$1,931,766

Sarasota County

Clinics and Organizations	Health Care Services	Licensed Volunteers	Value of Contributions ¹
Epilepsy Foundation of South West Florida	60	4	\$19,715
Good Samaritan Pharmacy & Health Services, Inc.	2,263	26	\$355,658
Sarasota County Health Department Dental Project*	0	0	\$0
Universal Crescent Clinic, Inc.	235	10	\$48,669
Total	2,558	40	\$424,042

Seminole County

Clinics and Organizations	Health Care Services	Licensed Volunteers	Value of Contributions ¹
American Muslim Social Services, Inc.	437	14	\$121,506
Shepherd's Hope, Inc., Longwood	4,745	298	\$5,204,913
Total	5,182	312	\$5,326,419

¹ Value of Contributions includes donations and the value of volunteers' services.

² MDU = Mobile Dental Unit, Florida Baptist Convention.

*No volunteers were available for clinical services during fiscal year 2018-2019.

Sumter County

Clinics and Organizations	Health Care Services	Licensed Volunteers	Value of Contributions ¹
Lazarus Free Medical Clinic, Catholic Charities of Central Florida	1,987	34	\$396,193
Total	1,987	34	\$396,193

Suwannee County

Clinics and Organizations	Health Care Services	Licensed Volunteers	Value of Contributions ¹
Shepherd's Hands of the Suwannee Valley, Inc.	155	18	\$40,922
Suwannee Baptist Association (MDU) ²	105	32	\$66,223
Total	260	50	\$107,145

Volusia County

Clinics and Organizations	Health Care Services	Licensed Volunteers	Value of Contributions ¹
Bella Vista Baptist Church (MDU) ²	100	14	\$43,537
Good Samaritan Clinic of West Volusia, Medical & Dental Clinic	1,317	65	\$342,821
Islamic Social Services Association, Inc.*	0	0	\$0
Jesus Clinic	2,576	100	\$649,863
Saint Luke's Coptic Medical Center, Inc.	18	2	\$9,208
Volusia Volunteers in Medicine Clinic	329	16	\$142,503
Total	4,340	197	\$1,187,932

Walton County

Clinics and Organizations	Health Care Services	Licensed Volunteers	Value of Contributions ¹
Hope Medical Clinic Freeport	36	10	\$19,914
We Care, Walton County	14	21	\$8,606
Total	50	31	\$28,520

¹ Value of Contributions includes donations and the value of volunteers' services.

² MDU = Mobile Dental Unit, Florida Baptist Convention.

Appendix C: Summary of Clinics and Organizations that Closed

The following table lists clinics that closed during Fiscal Year 2018-2019.

County	Clinics and Organizations
Collier County	Dental Outreach of Collier, Inc.
Collier County	Give Kids a Smile of Collier County
Duval County	Trinity Rescue Mission
Jackson County	Alford Community Health Clinic
Orange County	Florida Hospital Apopka Community Lung Clinic
Polk County	Lighthouse Ministries, Inc.
Sarasota County	Genesis Health Services Inc

Appendix D: Financial Liability Report



CHIEF FINANCIAL OFFICER
JIMMY PATRONIS
STATE OF FLORIDA

April 18, 2019

Christopher P. Gainous, Sr.
Supervisor, Volunteer Health Services
Department of Health
Health Resources and Access Section
4052 Bald Cypress Way, BIN #BC15
Tallahassee, Florida 32399-1706

RE: Volunteer Healthcare Provider Program

Dear Mr. Gainous:

Pursuant to s. 766.1115(7), F.S., this is to report that (10) ten claims have been filed against the Volunteer Healthcare Provider Program with the Division of Risk Management. Information on these claims is shown below:

1. George Leonard, our file G12-01-521, reported 12/11/01, current status "Closed", \$100,000, paid for settlement, \$53,657.75, paid for defense costs, Hernando County Health Department.
2. Shari Ann Mills, our file G02-00-060, reported 02/15/00, current status "Closed", \$25,000, paid for settlement, \$83,416.40, paid for defense costs, Martin County Health Department.
3. Ana Maria Pinto, our file G08-01-048, reported 08/17/01, current status "Closed", \$75,000 paid for settlement, \$164,792.58, paid for defense costs, Dade County Health Department.
4. Rosa Mercado, our file G07-03-001, reported 06/23/03, current status "Closed", \$43,000, paid for settlement, \$82,283.32, paid for defense costs, Dade County Health Department.
5. Cleveland Payne, our file G04-05-046, reported 03/16/05, current status "Closed", \$7,500, paid for settlement, \$68,469.23, paid for defense costs, Orange County Health Department.

FLORIDA DEPARTMENT OF FINANCIAL SERVICES
Marc L. Stemle • Bureau Chief
Division of Risk Management • Bureau of State Liability and Property Claims
200 East Gaines Street • Tallahassee, Florida 32399-0338 • Tel. 850-413-4851
Email • Marc.Stemle@MyFloridaCFO.com
AFFIRMATIVE ACTION • EQUAL OPPORTUNITY EMPLOYER

Page Two
April 18, 2019

6. The following three claim files involve the same claimant/plaintiff:
- Karl Wester, our file G02-04-065, reported 08/12/03, current status "Closed", paid \$123,472.52, in defense costs (no money paid to settle the bodily injury claim) for Dr. Janet M. Miles and Dr. Phillip Lopez, Indian River County Health Department.
- Karl Wester, our file G08-03-066, reported 08/12/03, current status "Closed", \$75,000, paid for settlement for Department of Health, Indian River County Health Department, and Doctors Richard J. Morgan and Fred Ackroyd, and \$104,057.14, paid in defense costs, Indian River County Health Department.
- Karl Wester, our file G11-03-047, reported 11/05/03, current status "Closed", paid \$3,791.94, in defense costs, Indian River Health Department. This file is a duplicate to the file listed above.
7. William Marshall, our file G12-06-510, reported 12/05/06, current status "Closed", paid \$2,619.40, in defense costs, CMS-18, Miami South.
8. Rebecca Gray, our file G04-07-045, reported 04/23/07, current status "Closed", paid \$1,983.40, in defense costs, CMS-18, Miami South.
9. Audwan Gonzalez, our file G02-10-051, reported 02/22/10, current status "Closed", paid \$9,562.62, in defense costs, Brevard County Health Department.
10. Flor Leidens, our file G03-12-018, reported 03/06/12, current status "Closed", \$190,000, paid for settlement, \$15,240.28, paid for defense costs, Palm Beach County Health Department.

Please call me if you need additional information.

Sincerely,



Marc L. Stemle, Bureau Chief
Bureau of State Liability and Property Claims

MLS/jd

cc: Kelly Hagenbeck, Division of Risk Management
Del Harrison, Division of Risk Management
Brian McGrane, Division of Risk Management