



AIDS Drug Assistance Program

QUARTERLY SUMMARY

2014/2015 Ryan White Grant Year

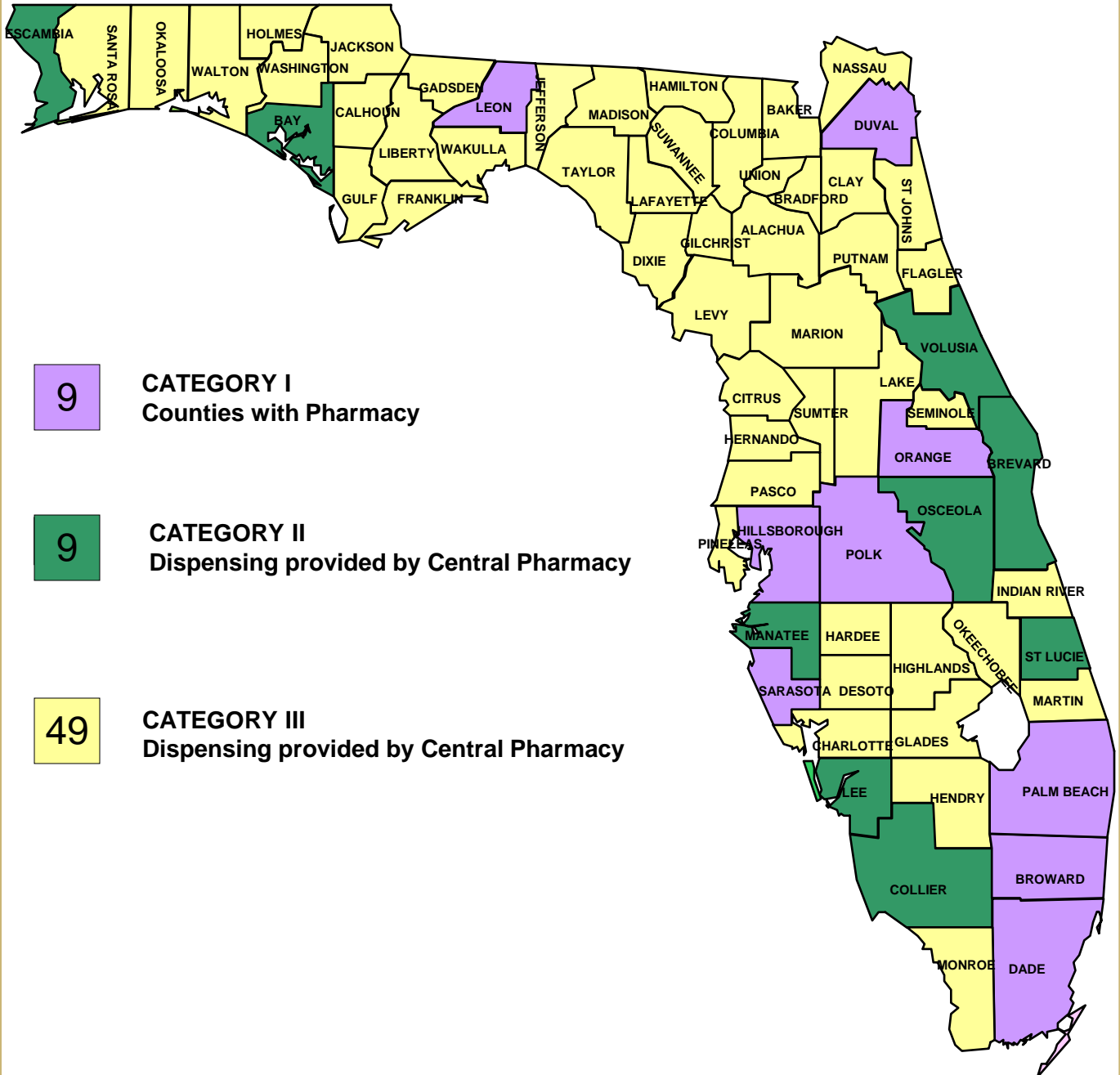
3rd Quarter

OCT- DEC, 2014



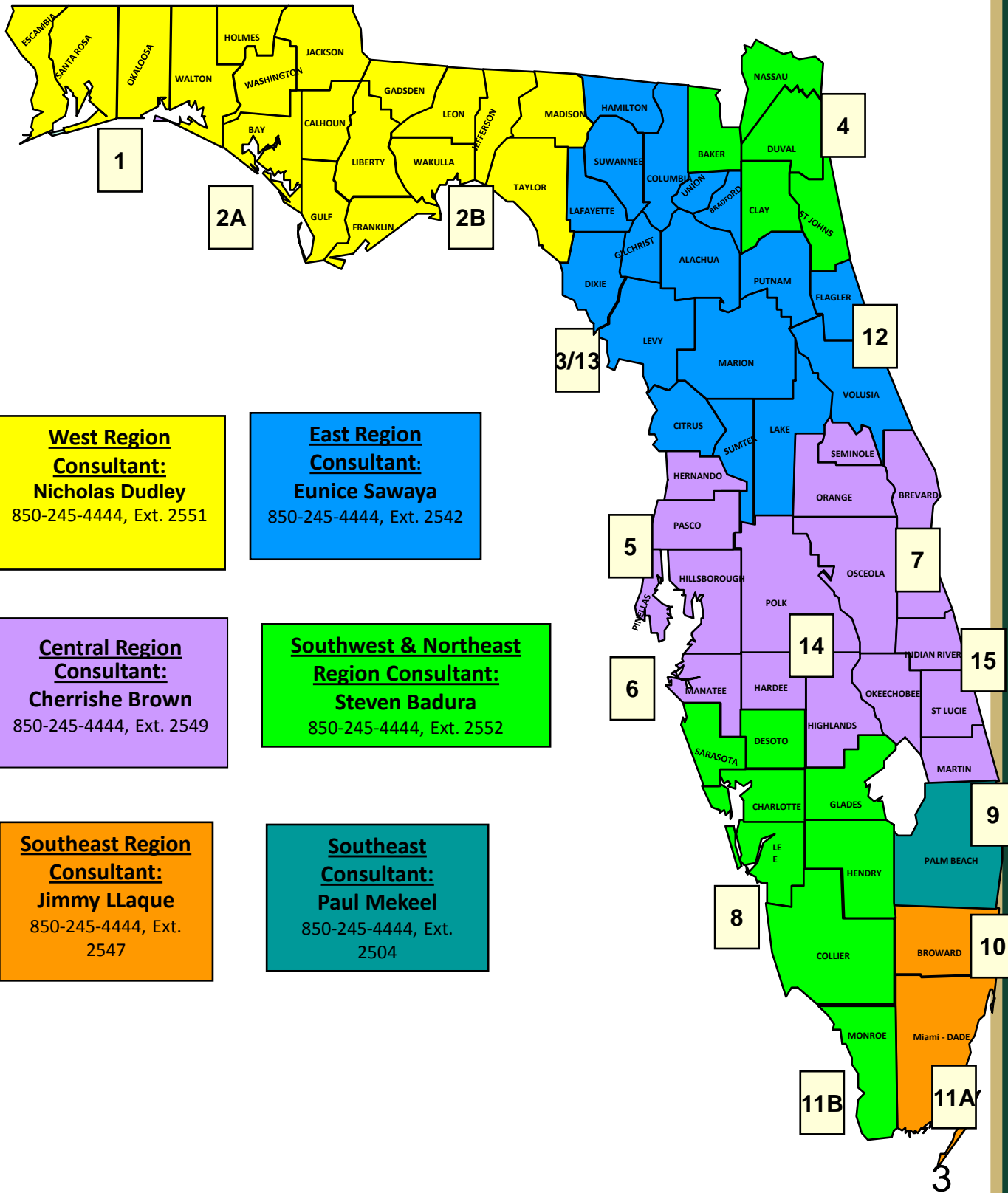
Improving Health. . . Promoting Wellness

COUNTY HEALTH DEPARTMENTS BY PHARMACY CATEGORY





Area Primary Contacts



Number of Clients Enrolled*



(Page 1 of 2)

	1 ST Q 2014/ 2015	2 ND Q 2014/ 2015	3 RD Q 2014/ 2015		1 ST Q 2014/ 2015	2 ND Q 2014/ 2015	3 RD Q 2014/ 2015
ALACHUA	186	188	192	FLAGLER	13	11	11
BAKER	5	6	7	FRANKLIN	0	1	1
BAY	103	96	90	GADSDEN	8	7	8
BRADFORD	4	5	3	GULF	2	2	2
BREVARD	224	222	210	HAMILTON	4	3	4
BROWARD	4,393	4316	4074	HENDRY	17	13	16
CHARLOTTE	6	0	0	HERNANDO	36	35	33
CITRUS	52	47	46	HIGHLANDS	40	37	35
CLAY	30	29	38	HILLSBOROUGH	1,098	1,117	1,170
COLLIER	229	218	205	HOLMES	2	4	4
COLUMBIA	23	21	16	INDIAN RIVER	45	42	38
MIAMI-DADE	4,889	4795	4689	JACKSON	19	17	15
DESOTO	68	73	74	JEFFERSON	4	5	5
DIXIE	5	5	5	LAFAYETTE	2	2	1
DUVAL	864	867	870	LAKE	84	83	82
ESCAMBIA	225	221	223	LEE	263	244	248

* Enrolled means any client certified as eligible to receive medications through FL ADAP at any time during the reporting period, regardless of whether they used ADAP services.

Number of Clients Enrolled*



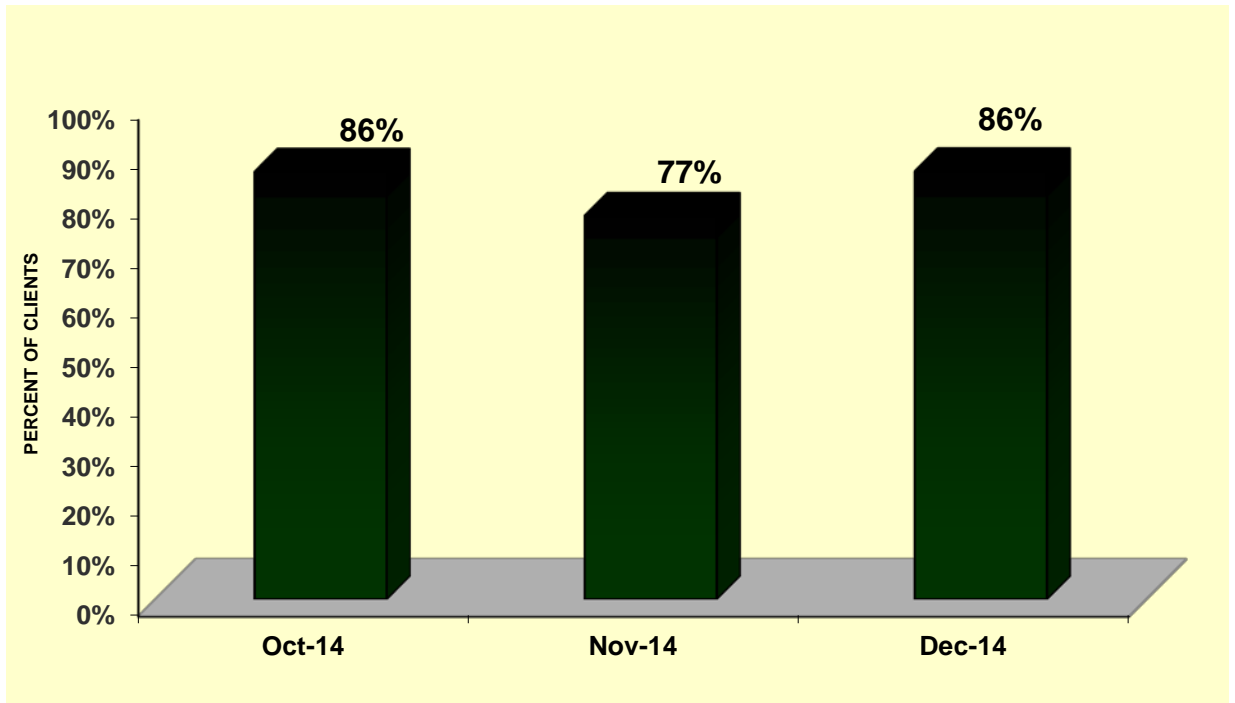
(Page 2 of 2)

	1 ST Q 2014/ 2015	2 ND Q 2014/ 2015	3 RD Q 2014/ 2015		1 ST Q 2014/ 2015	2 ND Q 2014/ 2015	3 RD Q 2014/ 2015
LEON	198	194	198	POLK	390	376	377
LEVY	10	8	8	PUTNAM	42	43	44
MANATEE	237	242	243	SANTA ROSA	14	14	13
MARION	138	139	147	SARASOTA	206	170	162
MARTIN	65	57	52	SEMINOLE	184	188	204
MONROE	118	123	129	ST. JOHNS	62	65	68
NASSAU	11	13	7	ST. LUCIE	158	151	143
OKALOOSA	77	76	79	SUMTER	28	26	24
OKEECHOBEE	15	14	14	SUWANNEE	5	5	5
ORANGE	1,293	1271	1271	TAYLOR	7	6	5
OSCEOLA	235	239	241	UNION	2	2	2
PALM BEACH	1,453	1,387	1,368	VOLUSIA	182	179	180
PASCO	90	95	96	WAKULLA	4	3	3
PINELLAS	663	618	575				

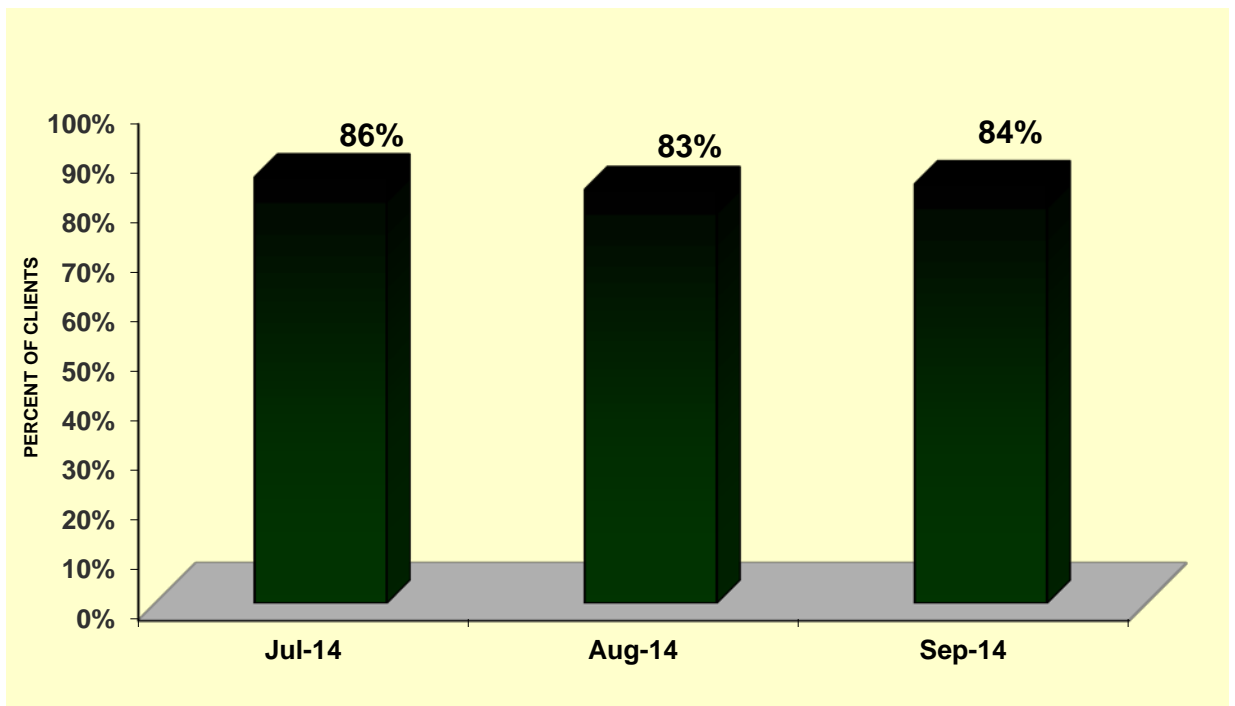
* Enrolled means any client certified as eligible to receive medications through FL ADAP at any time during the reporting period, regardless of whether they used ADAP services.

STATEWIDE PICK-UP PERCENTAGE

3rd Quarter (Oct-Dec 2014)



2nd Quarter (Jul-Sept 2014)

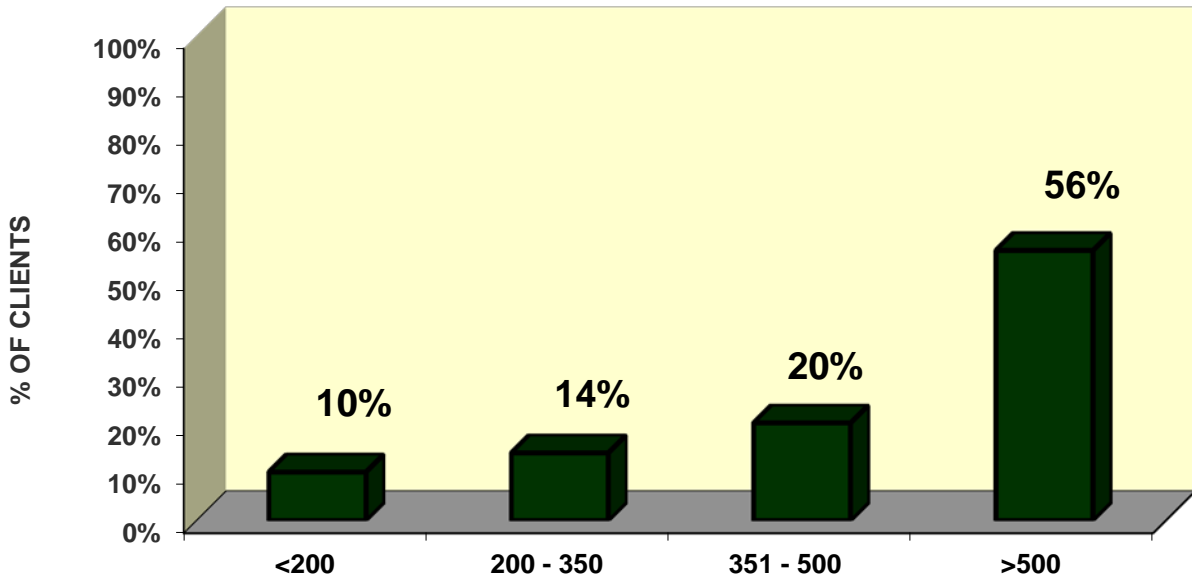


Pick-up Information is based on a monthly calculation

CLIENT CD4 COUNT

3rd Quarter (Oct-Dec 2014)

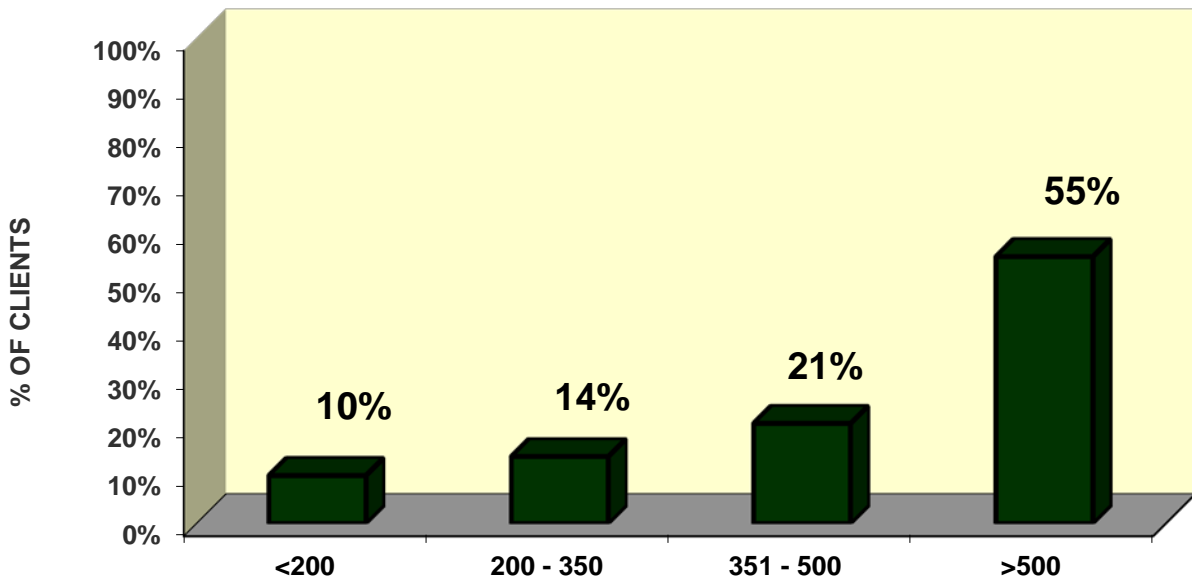
Total Clients Enrolled:18,073



Improved Client Health

2nd Quarter (Jul-Sept 2014)

Total Clients Enrolled:18,436

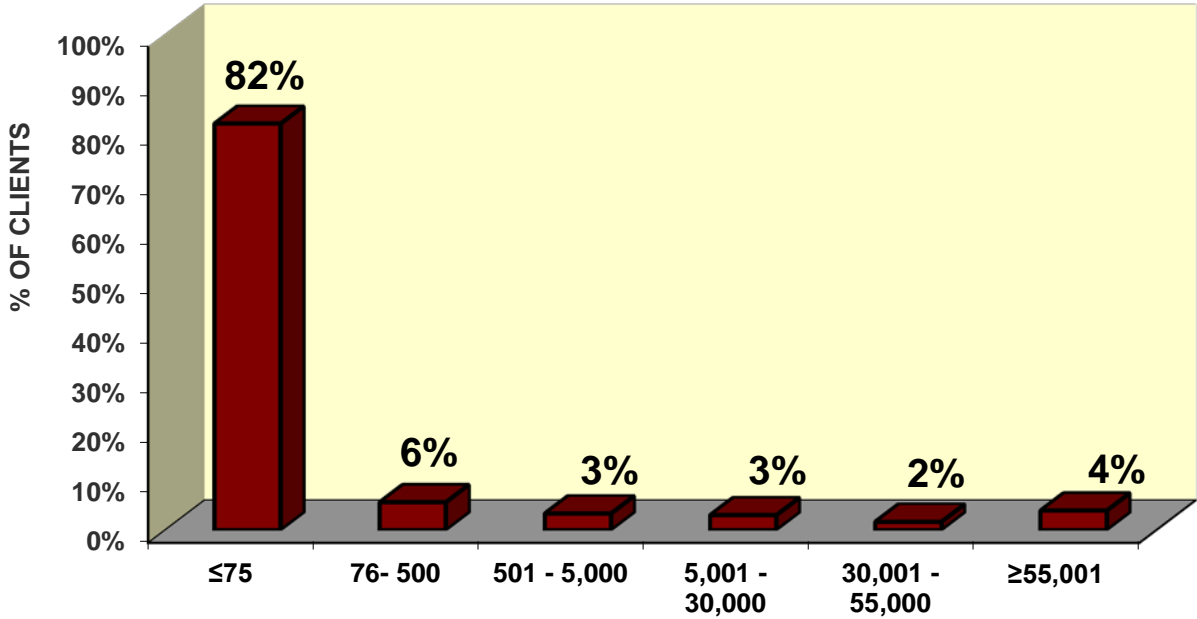


The percentage represents the clients most recent laboratory tests obtained during enrollment and/or recertification

CLIENT VIRAL LOAD PROFILE

3rd Quarter (Oct-Dec 2014)

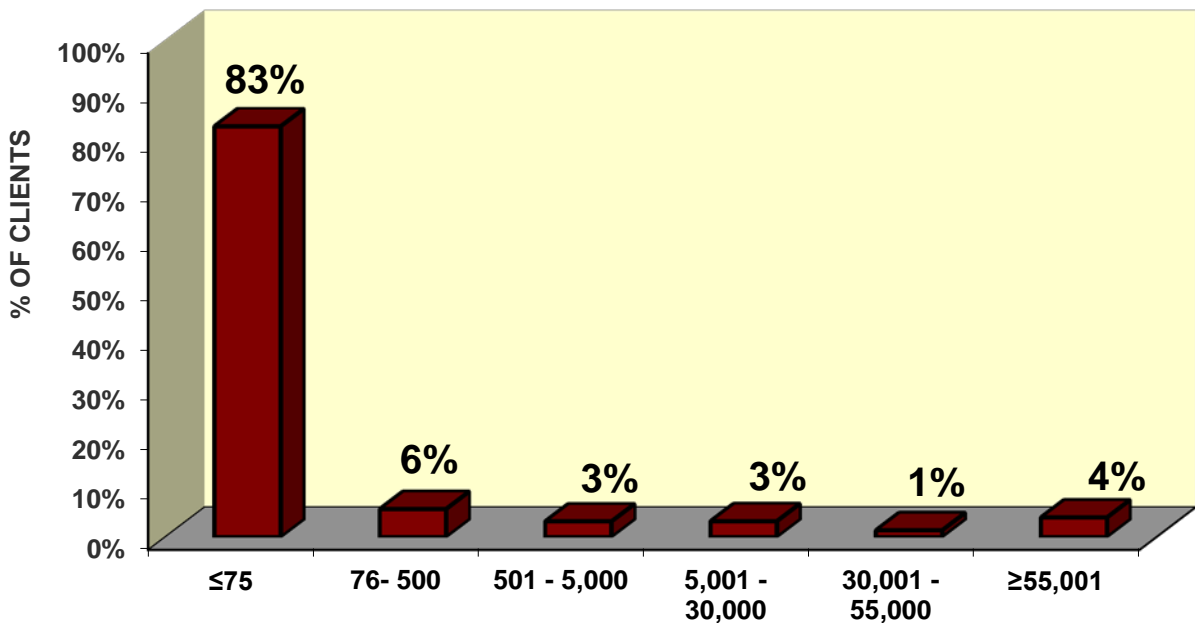
Total Clients Enrolled:18,073



← Improved Client Health

2nd Quarter (Jul-Sept 2014)

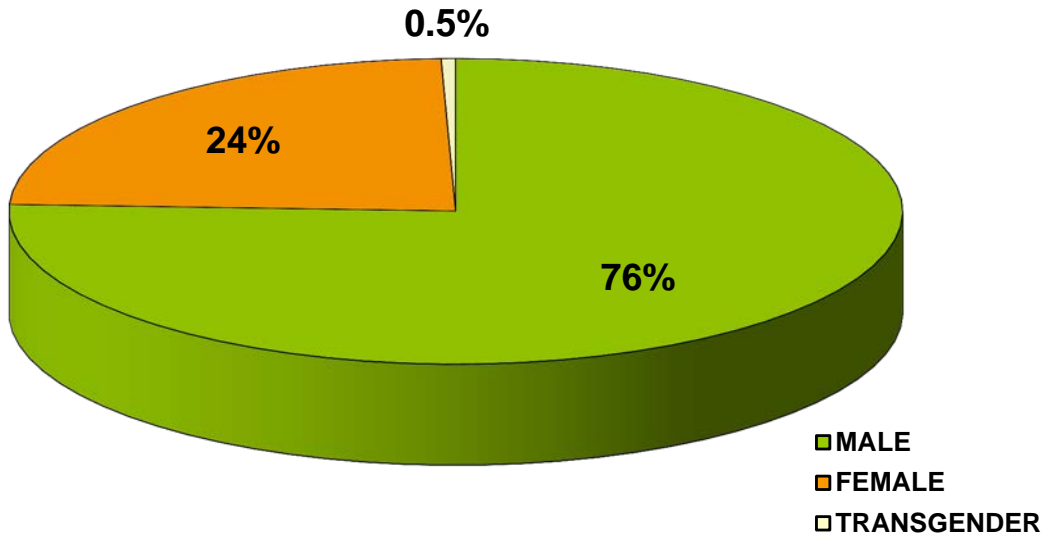
Total Clients Enrolled:18,436



The percentage represents the clients most recent laboratory tests obtained during enrollment and/or recertification

GENDER

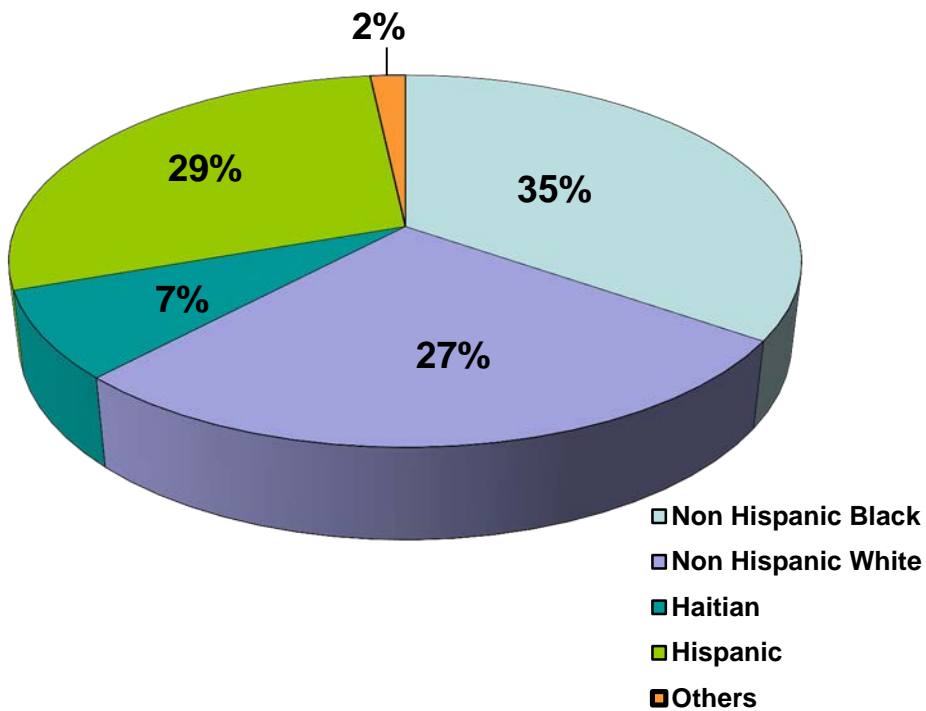
3rd Quarter (Oct-Dec 2014)
Total Clients Enrolled: 18,073



**Transgender clients represent less than <1% of the cases (94 clients)
 From Total clients enrolled 18,072: 2,628 are Insured (2,147 male, 481 Female).*

RACE/ETHNICITY

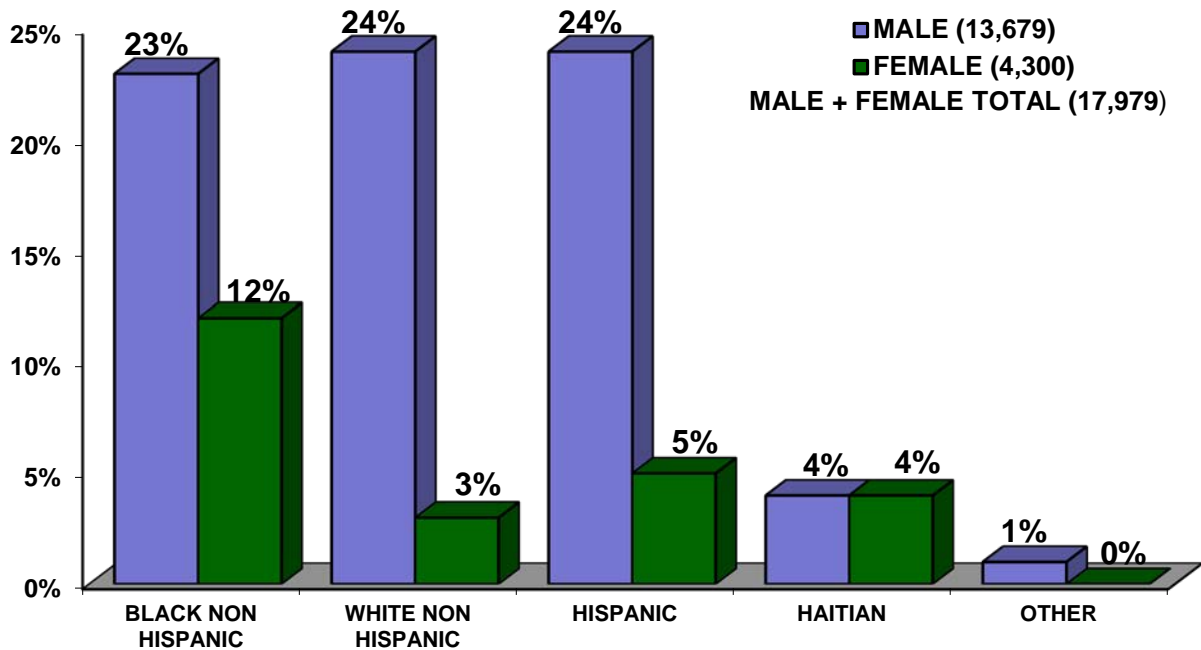
3rd Quarter (Oct-Dec 2014)
Total Clients Enrolled: 18,073



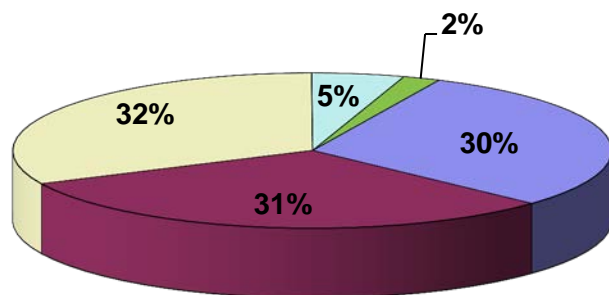
■ *Others include Asian, Native Hawaiian/Pacific Islander, American Indian/Alaskan Native, and Multiracial.*

GENDER BY RACE/ETHNICITY

3rd Quarter (Oct-Dec 2014)

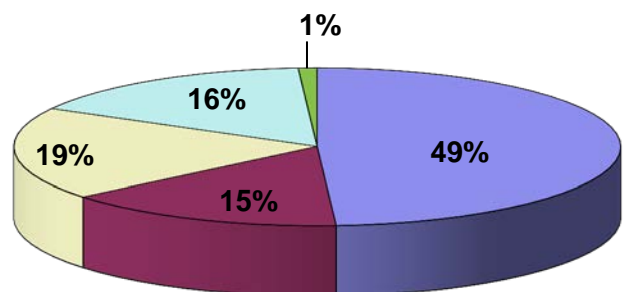


MALE (13,679 Clients)



- BLACK NON HISPANIC
- WHITE NON HISPANIC
- HISPANIC
- HAITIAN
- OTHER

FEMALE (4,300 Clients)



- BLACK NON HISPANIC
- WHITE NON HISPANIC
- HISPANIC
- HAITIAN
- OTHER

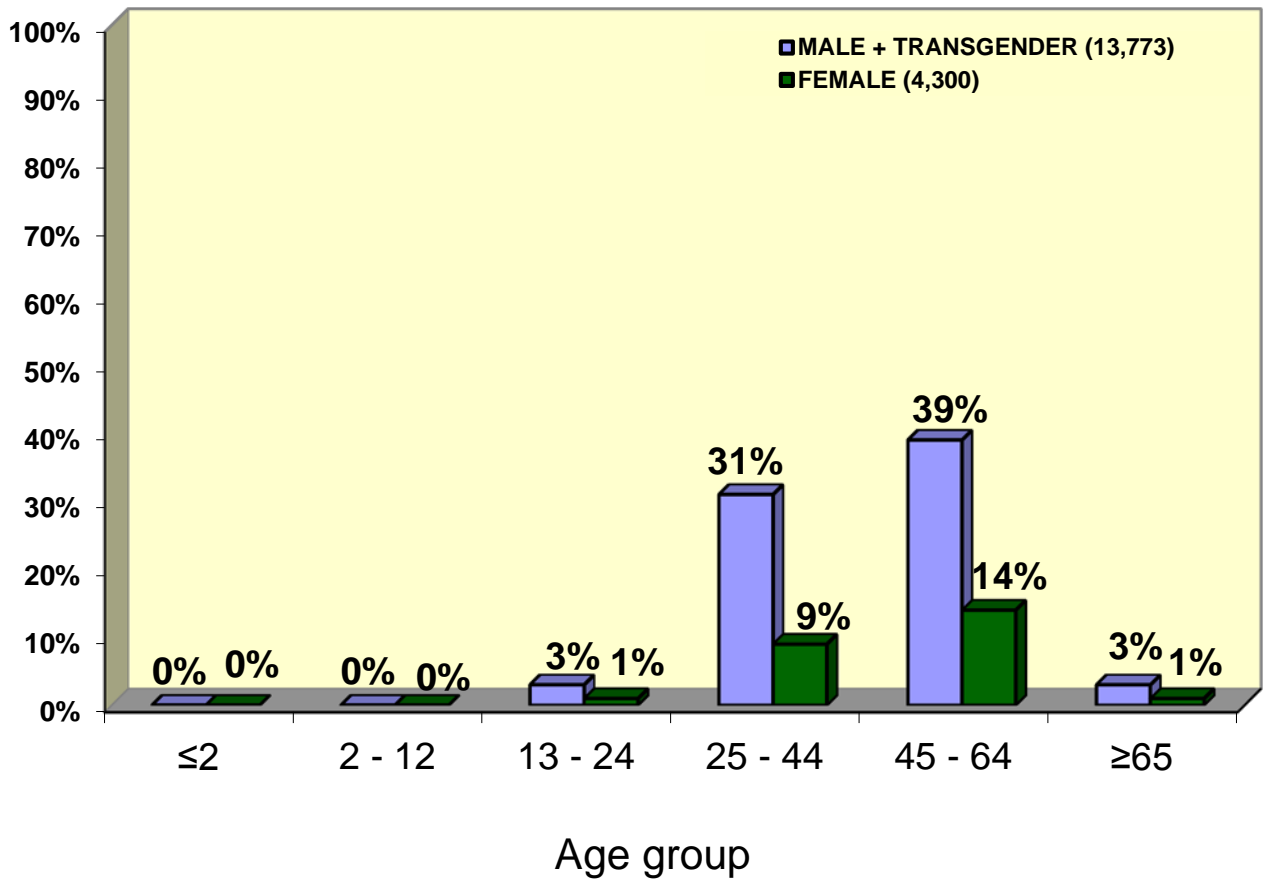
■ Others include Asian, Native Hawaiian / Pacific Islander, American Indian / Alaskan Native, Multiracial and those identified as Other Race..

Transgender clients represent less than 1% of the cases (94 clients); 59 Black Non-Hispanic, 11 White Non-Hispanic, 15 Hispanic, 1 Haitian, 8 Other.

GENDER BY AGE

3rd Quarter (Oct-Dec 2014)

Total Clients Enrolled: 18,073



Transgender clients represent less than 1% of the cases (91 clients) are included in the male category.

ADAP FORMULARY BY CLASS



ANTIRETROVIRALS (ARV's)

Multi-class Combination Products

1. **ATRIPLA®** (efavirenz/ emtricitabine / tenofovir disoproxil fumarate, TDF+FTC+EFV)
2. **COMPLERA®** (emtricitabine, rilpivirine and tenofovir disoproxil fumarate, RPV+TDF+FTC)
3. **STRIBILD™** (elvitegravir, cobicistat, emtricitabine, tenofovir disoproxil fumarate)

Nucleoside Reverse Transcriptase Inhibitors (NRTIs)

1. **COMBIVIR** (lamivudine and zidovudine, ZDV+3TC)
2. **EMTRIVA®** (emtricitabine, FTC)
3. **EPIVIR** (lamivudine, 3TC)
4. **EPZICOM®** (abacavir sulfate and lamivudine, ABC+3TC)
5. **RETROVIR®** (zidovudine, AZT, ZDV)
6. **TRIZIVIR®** (abacavir/ lamivudine / zidovudine, ABC+3TC+ZDV)
7. **TRUVADA®** (emtricitabine / tenofovir disoproxil fumarate, TDF+FTC)
8. **VIDEX®** (didanosine, USP, ddl)
9. **VIREAD®** (tenofovir disoproxil fumarate, TDF)
10. **ZERIT®** (stavudine, d4T)
11. **ZIAGEN®** (abacavir, ABC)

Nonnucleoside Reverse Transcriptase Inhibitors (NNRTIs)

1. **EDURANT™** (rilpivirine, RPB)
2. **INTELENCE®** (etravirine, ETR)
3. **RESCRIPTOR** (delavirdine mesylate, DLV)
4. **SUSTIVA®** (efavirenz, EFV)
5. **VIRAMUNE®** (nevirapine, NVP)

Protease Inhibitors (PIs)

1. **APTIVUS®** (tipranavir, TPV)
2. **CRIXIVAN®** (indinavir sulfate, IDV)
3. **INVIRASE®** (saquinavir mesylate, SQV)
5. **KALETRA®** (lopinavir / ritonavir, LPV+RTV)
4. **LEXIVA®** (fosamprenavir, FPV)
5. **NORVIR®** (ritonavir, RTV)
6. **PREZISTA®** (darunavir, DRV)
7. **REYATAZ®** (atazanavir sulfate, ATV)
8. **VIRACEPT®** (nelfinavir mesylate, NFV)

Fusion Inhibitors

1. **FUZEON®** (enfuvirtide, T-20, ENF)

Entry Inhibitors - CCR5 co-receptor antagonist

1. **SELZENTRY®** (maraviroc, MVC)

HIV Integrase Strand Transfer Inhibitors

1. **ISENTRESS®** (raltegravir, RAL)
2. **Tivicay®** (dolutegravir, DTG)

OPPORTUNISTIC INFECTION (OIs)

1. **BACTRIM™DS** (sulfamethoxazole and trimethoprim, TMP/SMZ DS) (Double Strength)
2. **BIAXIN® Filmtab®** (clarithromycin)
3. **DAPSONE** (Diamino-diphenyl Sulfone, dds)
4. **DARAPRIM®** (pyrimethamine)
5. **DIFLUCAN®** (fluconazole)
6. **LEUCOVORIN®** (calcium folinate)
7. **MEPRON®** (atovaquone)
8. **MYAMBUTOL®** (ethambutol hydrochloride)
9. **MYCELEX® Troche** (clotrimazole)
10. **MYCOBUTIN®** (rifabutin)
11. **NIZORAL®** (ketoconazole)
12. **SPORANOX®** (itraconazole)
13. **SULFADIAZINE**
14. **TERAZOL®** (terconazole)
15. **VALCYTE®** (valganciclovir hydrochloride)
16. **VALTREX®** (valacyclovir hydrochloride)
17. **ZITHROMAX®** (azithromycin)
18. **ZOVIRAX®** (acyclovir)

ADAP FORMULARY



ANTIRETROVIRALS (ARV's)

1. **APTIVUS®** (tipranavir, TPV)
2. **ATRIPLA®** (tenofovir / emtricitabine / efavirenz, TDF+FTC+EFV)
3. **COMBIVIR** (zidovudine/lamivudine, ZDV+3TC)
4. **COMPLERA®** (rilpivirine / tenofovir / emtricitabine, RPV+TDF+FTC)
5. **CRIXIVAN®** (indinavir, IDV)
6. **EDURANT™** (rilpivirine, RPB)
7. **EMTRIVA®** (emtricitabine, FTC)
8. **EPIVIR** (lamivudine, 3TC)
9. **EPZICOM®** (abacavir/lamivudine, ABC+3TC)
10. **FUZEON®** (enfuvirtide, T-20, ENF)
11. **INTELENCE®** (etravirine, ETR)
12. **INVIRASE®** (saquinavir, SQV)
13. **ISENTRESS®** (raltegravir, RAL)
14. **KALETRA®** (lopinavir/ritonavir, LPV+RTV)
15. **LEXIVA®** (fosamprenavir, FPV)
16. **NORVIR®** (ritonavir, RTV)
17. **PREZISTA®** (darunavir, DRV)
18. **RESCRIPTOR** (delavirdine, DLV)
19. **RETROVIR®** (zidovudine, AZT, ZDV)
20. **REYATAZ®** (atazanavir, ATV)
21. **SELZENTRY®** (maraviroc, MVC)
22. **STRIBILD™** (elvitegravir, cobicistat, emtricitabine, tenofovir disoproxil fumarate)
23. **SUSTIVA®** (efavirenz, EFV)
24. **Tivicay®** (dolutegravir, DTG)
25. **TRIZIVIR®** (abacavir/lamivudine/ zidovudine, ABC+3TC+ZDV)
26. **TRUVADA®** (tenofovir / emtricitabine, TDF+FTC)
27. **VIDEX®** (didanosine, ddl)
28. **VIRACEPT®** (nelfinavir, NFV)
29. **VIRAMUNE®** (nevirapine, NVP)
30. **VIREAD®** (tenofovir disoproxil fumarate, TDF)
31. **ZERIT®** (stavudine, d4T)
32. **ZIAGEN®** (abacavir, ABC)

OPPORTUNISTIC INFECTION (OIs)

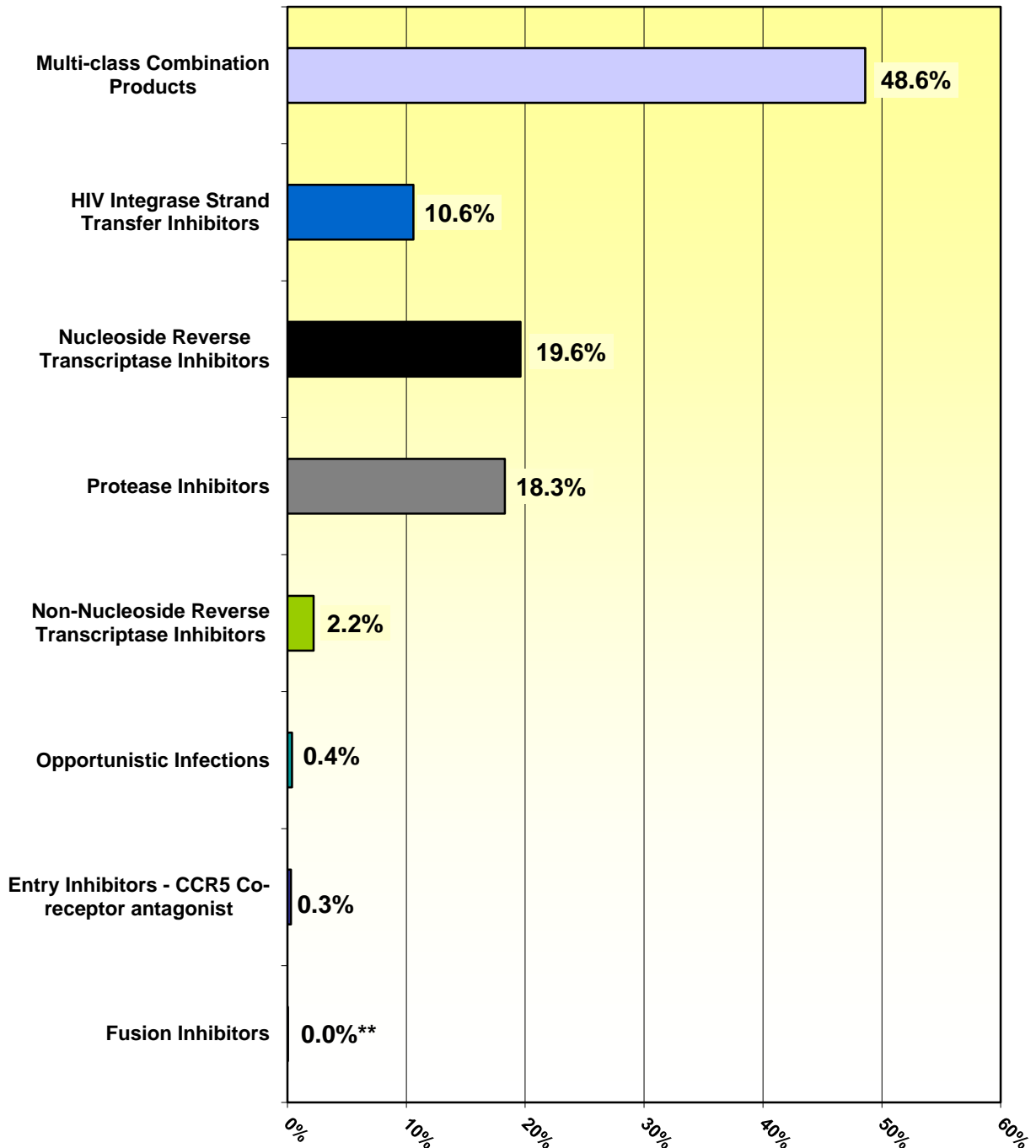
1. **BACTRIM™DS** (sulfamethoxazole and trimethoprim, TMP/SMZ DS) (Double Strength)
2. **BIAXIN® Filmtab®** (clarithromycin)
3. **DAPSONE** (Diamino-diphenyl Sulfone, dds)
4. **DARAPRIM®** (pyrimethamine)
5. **DIFLUCAN®** (fluconazole)
6. **LEUCOVORIN®** (calcium folinate)
7. **MEPRON®** (atovaquone)
8. **MYAMBUTOL®** (ethambutol hydrochloride)
9. **MYCELEX® Troche** (clotrimazole)
10. **MYCOBUTIN®** (rifabutin)
11. **NIZORAL®** (ketoconazole)
12. **SPORANOX®** (itraconazole)
13. **SULFADIAZINE**
14. **TERAZOL®** (terconazole)
15. **VALCYTE®** (valganciclovir hydrochloride)
16. **VALTREX®** (valacyclovir hydrochloride)
17. **ZITHROMAX®** (azithromycin)
18. **ZOVIRAX®** (acyclovir)

DRUGS EXPENDITURE BY CLASS



***TOTAL: \$30,736,308**

3rd QUARTER

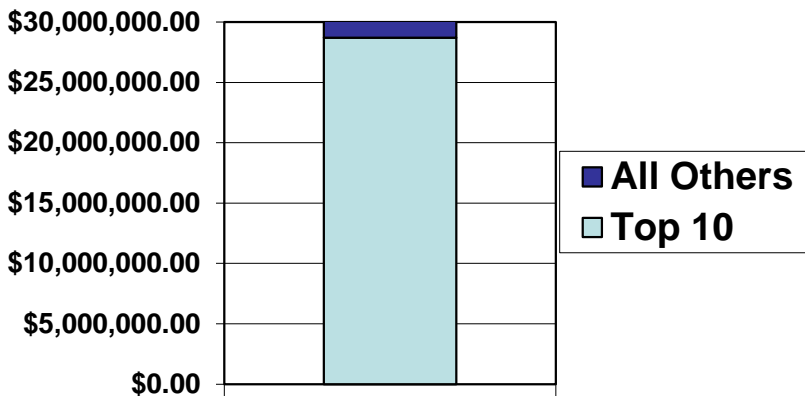
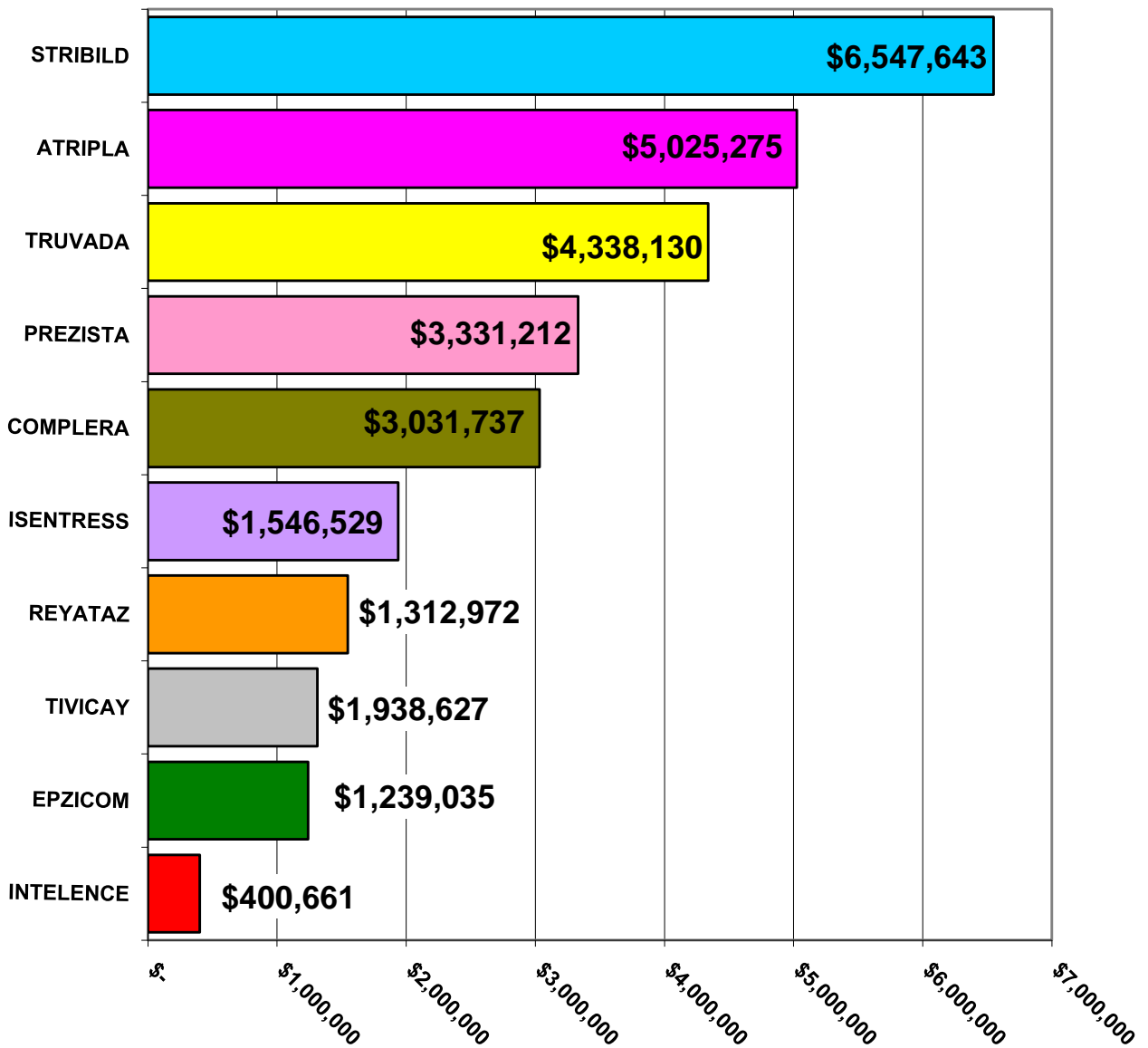


*This total represents purchases, not utilization for Uninsured clients

** Fusion Inhibitors made up less than 0.1% of drug expenditures.

TOP 10 DRUGS

3rd QUARTER



*This total represents purchases, not utilization for Uninsured clients.