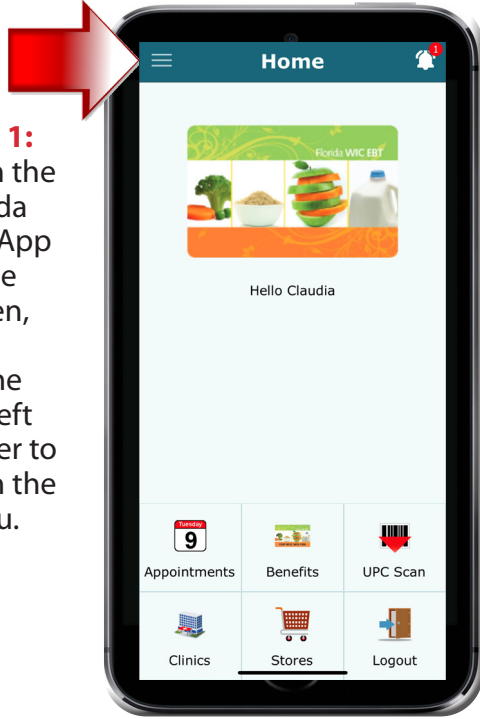


# You can upload your documents to WIC with the Florida WIC App

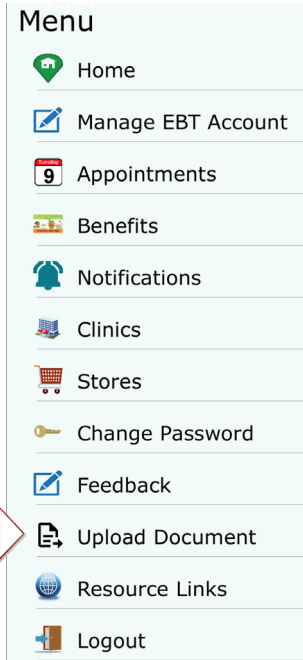
To get started, visit the App Store or Google Play to install the App or scan the QR code. Use your Florida WIC EBT card to register.



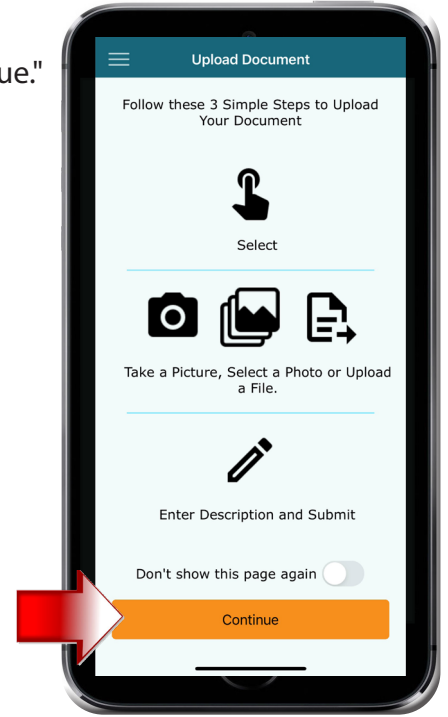
**Step 1:** From the Florida WIC App Home screen, click on the top left corner to open the Menu.



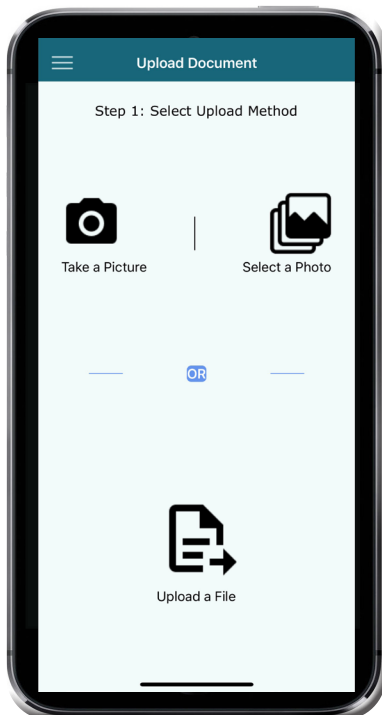
**Step 2:** Click "Upload Document."




**Step 3:** Click "Continue."



**Step 4:** Select your "Upload Method."



**Step 5:** Once you have taken or uploaded a photo or file, you may select to "Retake" it or "Confirm" it.



**Step 6:** Next "Add Description and Submit" your photo/file. After submitting, you will be provided an option to continue sending photos/files if needed.

