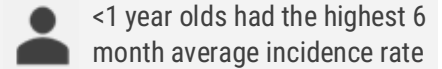
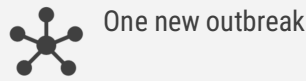
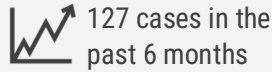
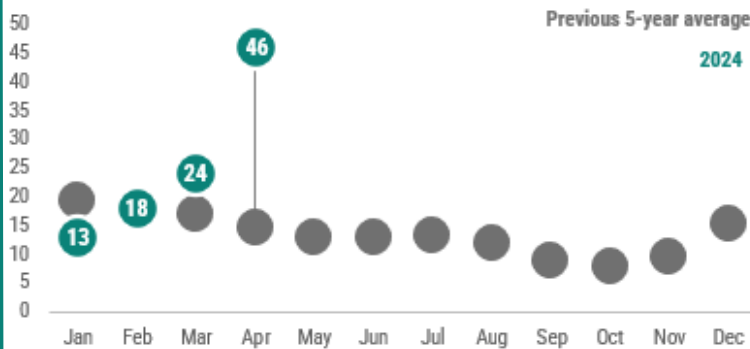


Pertussis Surveillance

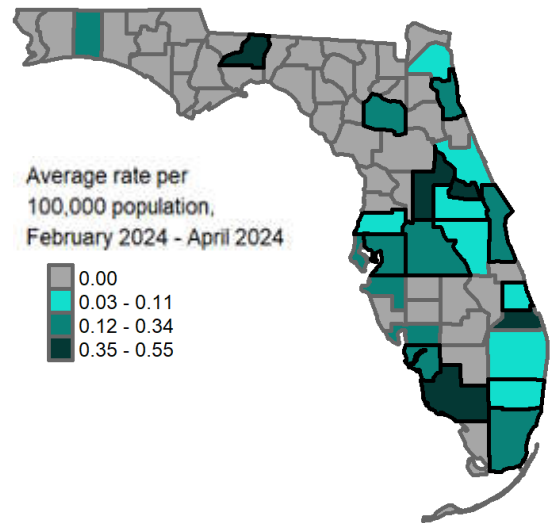
April Key Points



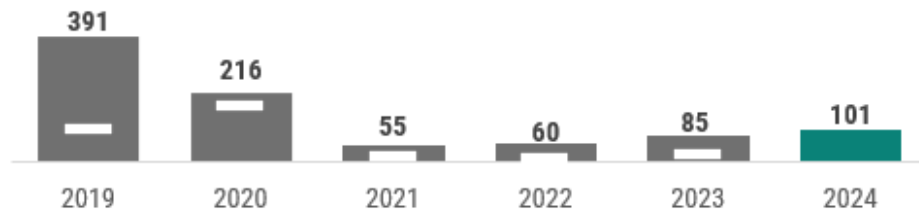
The number of pertussis cases reported in April increased from the previous month and was above the previous 5-year average.



In April 2024, 46 pertussis cases were reported in 15 counties, outlined in black in the map below. From January 2023 through April 2024 the average county rates varied throughout the state.



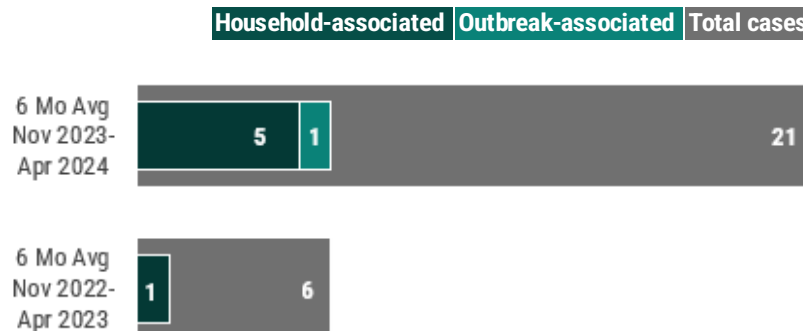
In 2024, 101 pertussis cases were reported.



*The white bars indicate the total number of cases as of April for each year



In April 2024, four pertussis cases were outbreak-associated. In the past 6 months, there was an average of 5 household-associated cases, an average of 1 outbreak-associated case and an average of 21 total cases. From November 2022 to April 2023, there was an average of 1 household-associated case, an average of 0 outbreak-associated cases and an average of 6 total cases. For most pertussis cases, exposure to other known cases is not identified and are not able to be linked to outbreaks.




Pertussis Surveillance

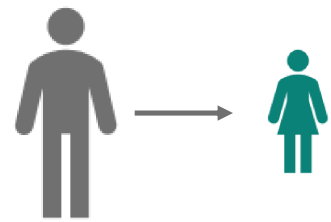


There was an average of **2 contacts per case** between November 2022 and April 2023 and **1 contact per case** between November 2023 and April 2024. Contacts are classified as people whom antibiotics were recommended to prevent illness. Antibiotics can shorten the amount of time cases are contagious and can also be used to prevent illness in those exposed. Understanding pertussis transmission is a key factor in decreasing pertussis infections. In Florida, transmission setting is not routinely identified for non-outbreak cases.

November 2022 to April 2023



November 2023 to April 2024




The average incidence rate was highest among **<1 year olds** at **1.48 cases per 100,000 population** between October 2023 and April 2024. Infants experience the greatest burden of pertussis infections, not only in number of cases but also in severity. Infants <2 months old are too young to receive vaccinations against pertussis, which is why vaccination of parents, siblings, grandparents, and other age groups is important in infection prevention among infants.

● November 2022 to April 2023
● November 2023 to April 2024



Pertussis Surveillance

In 2024, over half of cases reported were not up-to-date on their pertussis vaccinations. **In general, those who have received at least one pertussis vaccination have less severe outcomes than those who have never been vaccinated.** If a person was born before January 1st, 1982, the current pertussis immunization recommendation would not have been implemented when they were receiving their childhood immunizations. Based on the case's age, **24 cases** would not have been vaccinated under the current childhood immunization recommendations.



National activity

The number of pertussis cases gradually increased since the 1980s, peaking in 2012 at levels not seen since the 1950s. Since 2012, the number of pertussis cases started gradually decreasing. Pertussis incidence has remained highest among infants <1 year old and lowest among adults ≥20 years old since the 1990s.

Pertussis surveillance goals

- Identify cases to limit transmission in settings with infants or others who may transmit pertussis to infants
- Identify and prevent outbreaks
- Identify transmission settings in non-outbreak cases to prevent the spread of sporadic cases
- Identify contacts of cases and recommend appropriate prevention measures, including exclusion, antibiotic prophylaxis, and immunization
- Monitor the effectiveness of immunization programs and vaccines

To learn more about pertussis, please visit [FloridaHealth.gov/Pertussis](https://www.floridahealth.gov/Pertussis). For more information on the data sources used in Florida for pertussis surveillance, see the last page of this report.