




State of Florida
Department of Health

Volunteer Health Care Provider Program Annual Report

Fiscal Year 2022–23



December 2023

Ron DeSantis
Governor

Joseph A. Ladapo, MD, PhD
State Surgeon General

Table of Contents

Executive Summary	1
Background	2
Section 1: Community and Faith-Based Clinics and Organizations.....	3
Dental Services	4
Section 2: Licensed Health Care Professionals	5
Section 3: Value of Donated Goods and Services.....	6
Appendix A: Volunteer Health Care Provider Program Clinics and Organizations Contributions Aggregate by County.....	7
Appendix B: Volunteer Health Care Provider Program Clinics and Organizations Contributions Detailed by County.....	9
Appendix C: Summary of Clinics and Organizations that Closed	26

Executive Summary

The Volunteer Health Care Provider Program (Program) Annual Report is provided in accordance with Section 766.1115(8), Florida Statutes, to summarize contributions achieved by the Program.

During Fiscal Year (FY) 2022–23, a total of 9,933 licensed health care professionals and 1,563 Eligibility and Referral Specialists volunteered in the Program.¹ These volunteers served at 217 clinics and organizations across 49 Florida counties.²

The clinics and organizations reported that they provided 494,250 health care services to eligible individuals. In addition, they reported that the Program's value of health-related goods and services provided to Florida's citizens totaled more than \$345 million. Since the Program's inception in 1992, the Department of Health (Department) has documented more than \$5.2 billion in donated goods and services.

Detailed information from participating clinics and organizations are provided within appendices A through C.

Appendix A summarizes the number of participating clinics and organizations providing services and their total contributions by county.

Appendix B summarizes the number of reported volunteers and health care service counts and the value of contributions by individual clinics for each county.

Appendix C lists the clinics that closed during FY 2022–23. These clinics will not appear in the next annual report.³

¹ Of the 9,933 licensed health care professionals, 719 provided services to more than one clinic or organization.

² The 217 clinics and organizations in the Program all have licensed health care professionals on contract with the Department and 126 of these clinics and organizations also established a contract with the Department.

³ Appendix C lists the clinics that closed during FY 2022–23. These clinics will not appear in the next annual report.

Background

Created by the Access to Health Care Act in 1992, the Volunteer Health Care Provider Program (Program) improves access to health care for uninsured and underserved low-income residents. To encourage practitioners to volunteer, the state protects them from lawsuits under a Florida sovereign immunity provision when providing free medical and dental services to underserved populations.⁴ These professionals provide volunteer services primarily in community and faith-based medical clinics that serve uninsured and underserved individuals. The Program also trains non-licensed volunteers to determine service eligibility and refer individuals to providers for primary or specialty care.

Individuals eligible for medical and dental services through the Program must meet one of the following financial criteria:

- Those who do not have health insurance that covers the treatment being sought and have a gross family income that is less than 200% of the federal poverty level (FPL), or
- Those who meet Medicaid-eligibility under Florida law and meet the Program's income eligibility criteria (less than 200% FPL). Medicaid clients are eligible to receive services through a free clinic when there is no Medicaid provider available in the area.

The Program is administered by the Florida Department of Health State Health Office, staffed by a supervisor in Tallahassee and nine regional coordinators across the state. In FY 2022–23, expenditures to administer the Program totaled \$520,667.57. Regional coordinators prepare and manage the contracts with volunteer health care professionals that provide for sovereign immunity. County health department health officers, on behalf of the Department, sign the contracts with licensed health care professionals participating in the Program.

Regional coordinators also ensure compliance with sovereign immunity requirements, conduct quality assurance monitoring of patient's medical records at the clinics and organizations where clients receive services and train non-licensed volunteers in eligibility determination and referral procedures.

Section 766.1115 (7), Florida Statutes, requires that the Program's annual report include a list of claims filed against the Program as compiled by the Florida Department of Financial Services, Division of Risk Management. Appendix D documents that no claims have been filed against the Program in the preceding 12 months. As previously reported, no claims have been reported since March 2012.

⁴ For additional information on sovereign immunity, see Section 766.1115(2), Florida Statutes.

Section 1: Community and Faith-Based Clinics and Organizations

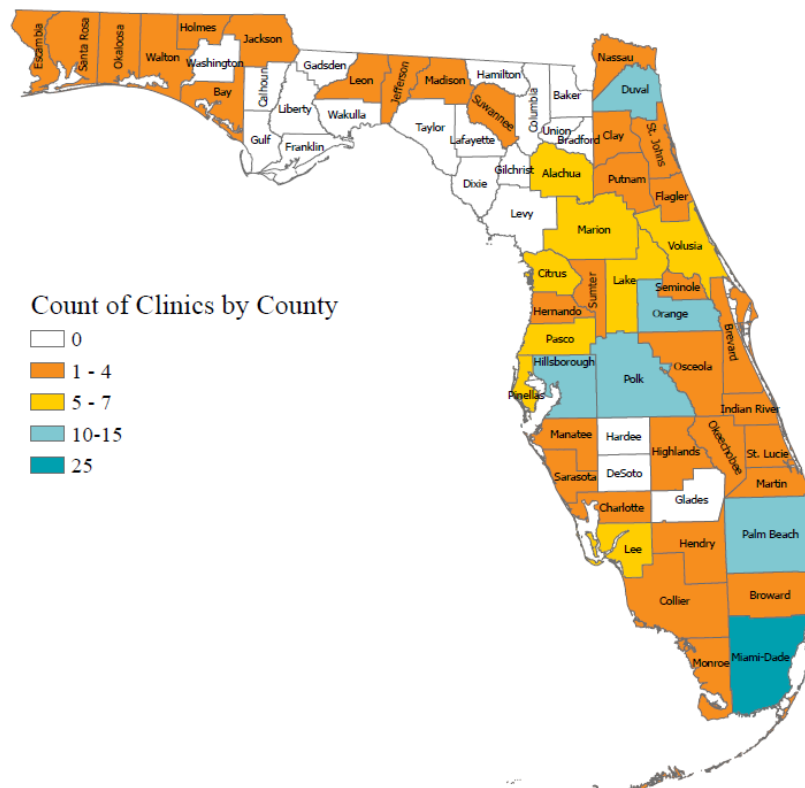
Licensed health care professionals in the Program provide services at clinics and medical organizations serving uninsured and underserved individuals. During FY 2022–23, health care professionals provided services in 217 community and faith-based clinics, organizations and provided one or more mobile dental visits in 49 of Florida’s counties.

Since the FY 2018–19, the Program has increased the number of counties with participating clinics and organizations from 44 to 49. As shown in Exhibit 1, of the 49 counties, 33 counties had from 1 to 4 participating clinics and organizations; 8 counties had from 5 to 7 participants; 5 counties had from 10 to 15 participants and Miami-Dade County had 26 participants.

A total of 18 counties had no clinics or medical mobile dental unit participating in the Program. Although most clinics have agreed to provide health care services to patients in neighboring counties, transportation has been identified as a barrier. To overcome this barrier, some external clinics provide health care services to residents by mobile medical units.

The Program’s goal is to increase the number of counties with the Program from 49 to 55 by December 30, 2025. To achieve this objective, the Program has collaborated with its external medical and dental clinic participants and additional community partners in outreach activities to promote the Program.

Exhibit 1: Community and Faith-Based Clinics and Organizations by County (N=198)⁵



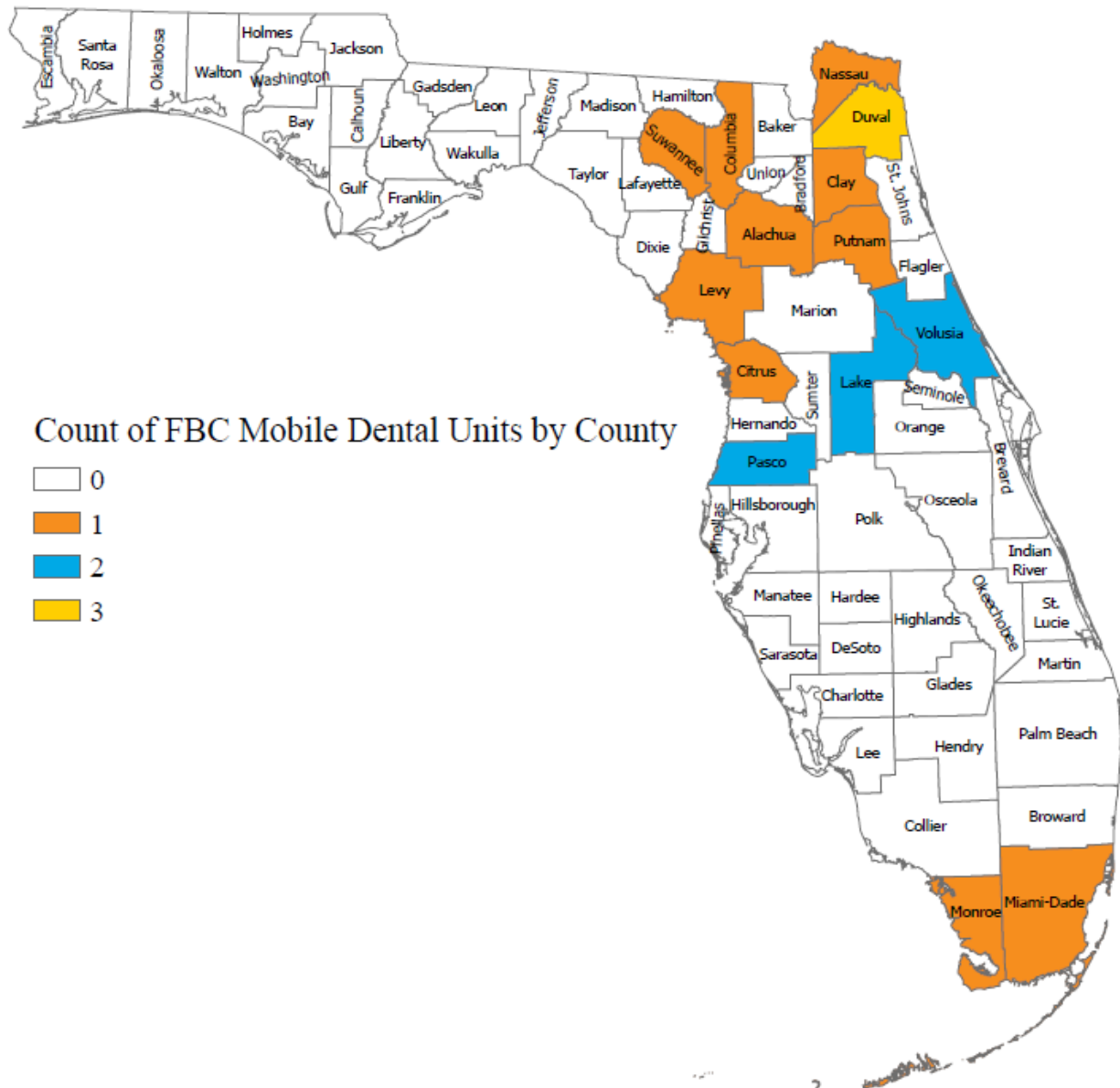
⁵ Of the 217 clinics and organizations, 198 are buildings.

Dental Services

Dental care is an important service provided through the Program and 68 of the 198 clinics also offer dental services. These clinics reported 112,474 dental services to the Program as part of the 494,250 total services provided in FY 2022–23.

The Florida Baptist Convention (FBC) is a faith-based organization providing free dental services to patients through their Mobile Dental Units (MDU). They reported one or more dental service visits in 14 counties and provided 1,027 dental services.

The combined total dental services provided by all Program providers was 113,501 or 23% of all services provided in FY 2022–23. Exhibit 2 shows the Florida Baptist Convention MDU Visits by county.

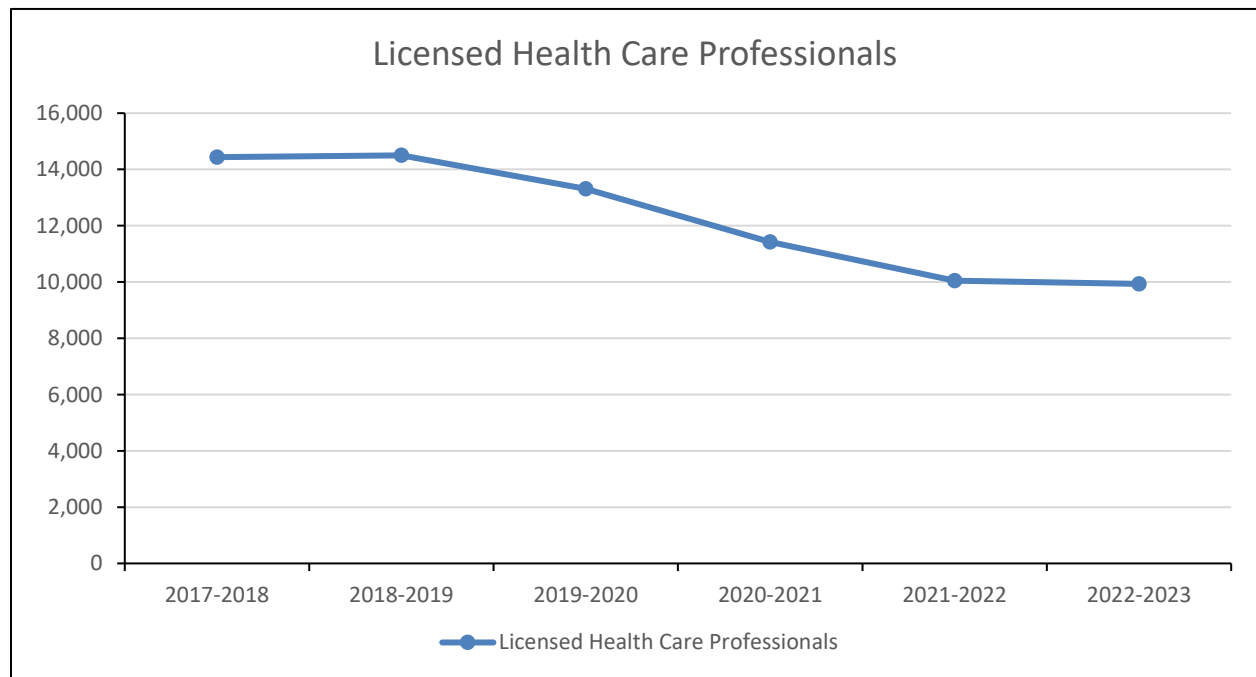


Section 2: Licensed Health Care Professionals

The Department contracts with licensed health care professionals who volunteer to provide medical and dental services through the Program. During FY 2022–23, the 9,933 licensed health care professionals participating in the Program provided 494,250 health care services to eligible individuals through the Program. As shown in Exhibit 3, the number of licensed health care professionals providing volunteer services in FY 2022–23 has decreased by 31.2% (N=4,505) since FY 2017–18.

Over the past three years, the Program has seen a decrease in the number of contracted providers participating in the Program. Part of that decrease can be attributed to changes to the Chapter 64I-2 Florida Administrative Code, limiting the terms of the Volunteer Health Care Provider contract (DH1029) to 60 months. This change ensured that clinics removed licensed health care professionals from their databases who were no longer providing services to their clinics, thus submitting an accurate clinic summary report.

Exhibit 3: Licensed Health Care Professionals FY 2017–18 through FY 2022–23



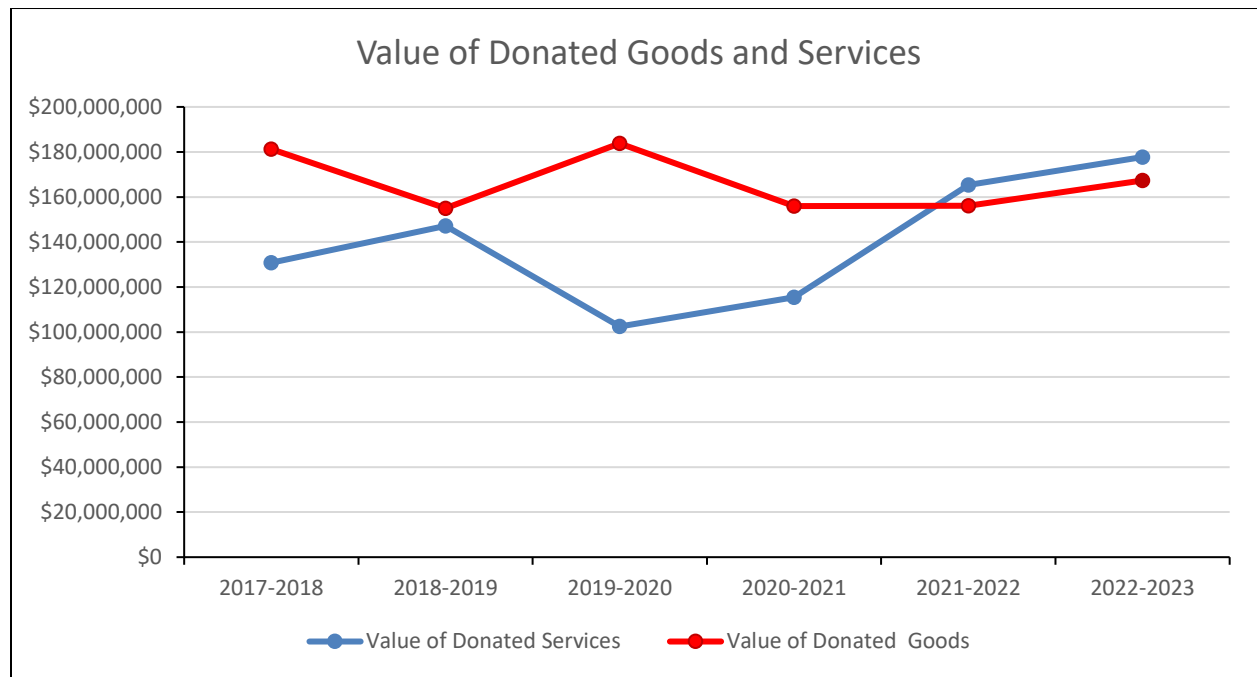
Source: Annual self-reporting requirements for clinics and organizations participating in the Program.

In addition to the health care professionals who support the Program, a total of 1,563 eligibility and referral specialists volunteered to screen clients for eligibility determination and refer patients for primary and specialty care during FY 2022–23.

Section 3: Value of Donated Goods and Services

The value of health care services is self-reported by the clinics and organizations that participate in the Program. During FY 2022–23, all clinics and organizations reported a total of 1,054,700 donated hours valued at approximately \$178 million. In addition, 146 of the total 217 clinics and organizations reported receiving donations of money, supplies and equipment valued at approximately \$167 million. The combined value of services and donations totaled more than \$345 million during FY 2022–23. Since the Program’s inception in 1992, participating clinics have reported more than \$5.2 billion in donated goods and services.

Exhibit 4: Total Value of Donated Goods and Services for FY 2017–18 through FY 2022–23



Source: Annual self-reporting requirements for clinics and organizations that participated in the Program.

**Appendix A:
Volunteer Health Care Provider Program Clinics
and Organizations Contributions Aggregate by County**

July 1, 2022–June 30, 2023

The following table presents aggregate information by county for the number of participating clinics and organizations, health care services provided, licensed volunteers, eligibility and referral specialists and the value of contributions.

Counties	Clinics and Organizations	Health Care Services	Licensed Volunteers	Eligibility and Referral Specialists	Value of Contributions
Alachua County	7	3,787	964	46	\$3,243,832
Baker County*	0	0	0	0	\$0
Bay County	3	13,526	96	18	\$12,738,914
Bradford County*	0	0	0	0	\$0
Brevard County	4	3,121	241	30	\$3,369,851
Broward County	4	2,572	69	12	\$1,298,476
Calhoun County*	0	0	0	0	\$0
Charlotte County	2	13,316	151	19	\$8,803,407
Citrus County	5	843	56	13	\$429,343
Clay County	3	2,017	52	27	\$1,890,184
Collier County	3	14,508	592	30	\$24,043,297
Columbia County	1	38	10	23	\$32,645
DeSoto County*	0	0	0	0	\$0
Dixie County*	0	0	0	0	\$0
Duval County	15	16,595	678	83	\$32,851,943
Escambia County	3	11,689	309	27	\$10,322,601
Flagler County	1	2,103	30	5	\$1,751,348
Franklin County*	0	0	0	0	\$0
Gadsden County*	0	0	0	0	\$0
Gilchrist County*	0	0	0	0	\$0
Glades County*	0	0	0	0	\$0
Gulf County*	0	0	0	0	\$0
Hamilton County*	0	0	0	0	\$0
Hardee County*	0	0	0	0	\$0
Hendry County	1	0	0	0	\$0
Hernando County	2	1,646	25	11	\$537,919
Highlands County	1	1,159	58	3	\$757,675
Hillsborough County	15	53,719	932	157	\$21,702,856
Holmes County	1	58	8	5	\$30,538

*No volunteers were available for clinical services during FY 2022–23.

Counties	Clinics and Organizations	Health Care Services	Licensed Volunteers	Eligibility and Referral Specialists	Value of Contributions
Indian River County	2	750	324	1	\$332,107
Jackson County	1	142	4	3	\$69,911
Jefferson County	1	0	0	0	\$0
Lafayette County*	0	0	0	0	\$0
Lake County	7	4,570	185	36	\$4,239,677
Lee County	7	10,481	420	39	\$10,860,934
Leon County	2	2,207	358	8	\$5,776,061
Levy County	1	52	21	7	\$44,602
Liberty County*	0	0	0	0	\$0
Madison County	2	0	0	0	\$0
Manatee County	3	6,650	110	6	\$4,481,186
Marion County	5	3,500	384	28	\$2,393,108
Martin County	3	14,519	201	9	\$9,396,461
Miami-Dade County	26	117,111	745	237	\$39,671,187
Monroe County	2	3,616	122	31	\$7,059,479
Nassau County	2	4,457	15	16	\$2,858,263
Okaloosa County	2	7,500	33	10	\$8,304,775
Okeechobee County	1	160	14	6	\$107,285
Orange County	14	30,543	890	132	\$35,365,801
Osceola County	4	4,150	43	20	\$695,182
Palm Beach County	12	63,420	437	86	\$39,258,933
Pasco County	6	5,643	92	34	\$1,752,802
Pinellas County	7	24,596	241	39	\$5,767,055
Polk County	10	27,332	292	110	\$19,360,679
Putnam County	3	767	62	16	\$254,061
Saint Johns County	2	2,652	105	11	\$1,643,150
Saint Lucie County	2	3,498	87	7	\$11,642,377
Santa Rosa County	2	1,198	92	1	\$6,123,561
Sarasota County	3	1,597	33	15	\$330,102
Seminole County	3	9,519	171	68	\$2,332,859
Sumter County	1	1,690	36	21	\$386,405
Suwannee County	2	265	53	22	\$148,857
Taylor County*	0	0	0	0	\$0
Union County*	0	0	0	0	\$0
Volusia County	6	959	78	34	\$649,910
Wakulla County*	0	0	0	0	\$0
Walton County	2	9	14	1	\$15,931
Washington County*	0	0	0	0	\$0
Total	217	494,250	9,933	1,563	\$345,127,530

*No volunteers were available for clinical services during FY 2022–23.

Appendix B:
Volunteer Health Care Provider Program Clinics
and Organizations Contributions Detailed by County

July 1, 2022–June 23, 2023

The following tables present detailed information by county and by clinic and organization for health care services provided, licensed volunteer participating and the value of contributions.

Statewide

Clinics and Organizations	Health Care Services	Licensed Volunteers	Value of Contributions ¹
Total	494,250	9,933	\$345,127,530

Alachua County

Clinics and Organizations	Health Care Services	Licensed Volunteers	Value of Contributions ¹
Alachua County Medical Society Foundation Inc.	1,190	872	\$2,766,430
Helping Hands Clinic ³	0	0	\$0
Millhopper	81	20	\$65,967
North Central Florida Baptist Association (MDU) ²	39	6	\$18,997
RAHMA Mercy Clinic	60	16	\$60,550
UF College of Medicine Equal Access Clinic Network	2,417	50	\$331,888
Westside Samaritans Clinic ³	0	0	\$0
Total	3,787	964	\$3,243,832

Bay County

Clinics and Organizations	Health Care Services	Licensed Volunteers	Value of Contributions ¹
Avicenna Free Clinic	2,900	9	\$597,805
BayCare	388	31	\$1,452,231
Saint Andrew Community Medical Center	10,238	56	\$10,688,878
Total	13,526	96	\$12,738,914

¹ Value of Contributions includes donations and the value of volunteers' services.

² MDU = Mobile Dental Unit, Florida Baptist Convention

³ Clinic did not report their annual summary.

Brevard County

Clinics and Organizations	Health Care Services	Licensed Volunteers	Value of Contributions¹
Adult Volunteer Dental Clinic, Brevard County Health Department ²	0	0	\$0
Brevard Health Alliance	1,058	198	\$1,488,256
Brevard Hispanic Center, Inc. DBA Delacruz Volunteer Clinic	161	4	\$35,617
Space Coast Volunteers in Medicine	1,902	39	\$1,845,978
Total	3,121	241	3,369,851

Broward County

Clinics and Organizations	Health Care Services	Licensed Volunteers	Value of Contributions¹
Light of the World Clinic	2,274	53	\$1,172,794
Light One's Path Foundation	7	1	\$3,944
Living Water Care Center, A Ministry of Immanuel Baptist Church	291	15	\$121,738
Miami Rescue Mission Clinic DBA as Broward Outreach Health clinic – Hollywood ³	0	0	\$0
Total	2,572	69	\$1,298,476

Charlotte County

Clinics and Organizations	Health Care Services	Licensed Volunteers	Value of Contributions¹
Englewood Community Care Clinic, Inc.	474	29	\$579,583
Virginia B. Andes Volunteer Community Clinic, Inc.	12,842	122	\$8,223,824
Total	13,316	151	\$8,803,407

¹ Value of Contributions includes donations and the value of volunteers' services

² No patients were served during FY 2022-23.

³ Clinic did not report their annual summary.

Citrus County

Clinics and Organizations	Health Care Services	Licensed Volunteers	Value of Contributions¹
Citrus County Family Resource Center Connections Clinic	209	5	\$44,396
Doctor's Free Clinic of Citrus County	177	10	\$83,922
First Baptist Church, Inverness (MDU) ²	18	16	\$42,733
Nature Coast Ministries, Inc., No Cost Dental Clinic	385	7	\$227,124
We Care, Citrus County	54	18	\$31,168
Total	843	56	\$429,343

Clay County

Clinics and Organizations	Health Care Services	Licensed Volunteers	Value of Contributions¹
Clay County Dental Care, Inc.	173	8	\$78,552
First Baptist Church Middleburg (MDU) ²	59	13	\$85,424
The Way Free Medical Clinic	1,785	31	\$1,726,208
Total	2017	52	\$1,890,184

Collier County

Clinics and Organizations	Health Care Services	Licensed Volunteers	Value of Contributions¹
Neighborhood Health Clinic	11,330	430	\$20,124,053
Panira Healthcare Clinic, Inc.	908	7	\$237,852
Physician Led Access Network of Collier County	2,270	155	\$3,681,392
Total	14,508	592	\$24,043,297

Columbia County

Clinics and Organizations	Health Care Services	Licensed Volunteers	Value of Contributions¹
North Florida Baptist Network (MDU) ²	38	10	\$32,645
Total	38	10	\$32,645

¹ Value of Contributions includes donations and the value of volunteers' services.

² MDU = Mobile Dental Unit, Florida Baptist Convention

Duval County

Clinics and Organizations	Health Care Services	Licensed Volunteers	Value of Contributions¹
City Rescue Mission, Dental Clinic	99	51	\$19,649
City Rescue Mission, Medical Clinic	210	8	\$10,285
Community Health Outreach	824	30	\$351,213
Genesis Missionary Baptist Church (MDU) ²	34	3	\$29,095
I.M. Sulzbacher Center for the Homeless, Inc.	126	5	\$25,807
Jacksonville Myanmar Association	333	11	\$46,880
Legacy of Care Health Center, Inc. ³	0	0	\$0
Mission House Inc.	787	29	\$125,083
Muslim American Social Services	4,311	43	\$7,361,458
Park City Baptist Church (MDU) ²	95	18	\$89,914
Philippine Nurses Association of Northeast Florida	45	13	\$33,957
Redemption Church (MDU) ²	40	2	\$15,894
St. Vincent's Mobile Health Outreach Ministry Mobile Dental Unit	334	4	\$57,098
Vision Is Priceless Council	4,138	70	\$670,286
We Care Jacksonville, Inc.	5,219	391	\$24,015,324
Total	16,595	678	\$32,851,943

Escambia County

Clinics and Organizations	Health Care Services	Licensed Volunteers	Value of Contributions¹
Escambia County Medical Society Foundation, Inc.	34	60	\$201,459
Health & Hope Clinic	9,302	185	\$8,555,807
Saint Joseph Medical Screening Clinic	2,353	64	\$1,565,335
Total	11,689	309	\$10,322,601

Flagler County

Clinics and Organizations	Health Care Services	Licensed Volunteers	Value of Contributions¹
Flagler County Free Clinic, Inc.	2,103	30	\$1,751,348
Total	2,103	30	\$1,751,348

¹ Value of Contributions includes donations and the value of volunteers' services.

² MDU = Mobile Dental Unit, Florida Baptist Convention

³ Clinic did not report their annual summary.

Hendry County

Clinics and Organizations	Health Care Services	Licensed Volunteers	Value of Contributions ¹
Hendry Regional Medical Center ²	0	0	\$0
Total	0	0	\$0

Hernando County

Clinics and Organizations	Health Care Services	Licensed Volunteers	Value of Contributions ¹
Crescent of Hernando, Inc., Crescent Community Clinic	1,500	17	\$454,076
People Helping People in Hernando County, Inc.	146	8	\$83,843
Total	1,646	25	\$537,919

Highlands County

Clinics and Organizations	Health Care Services	Licensed Volunteers	Value of Contributions ¹
Samaritan's Touch Care Center	1,159	58	\$757,675
Total	1,159	58	\$757,675

¹ Value of Contributions includes donations and the value of volunteers' services.

² Medical Center reported its annual clinic summary to the United Way of Lee County, Inc., in Lee County.

Hillsborough County

Clinics and Organizations	Health Care Services	Licensed Volunteers	Value of Contributions ¹
Beth-El Farmworker Ministry, Inc.	107	10	\$33,653
BRIDGE Healthcare Clinic	1,027	123	\$783,855
Calvary Community Clinic Inc.	249	8	\$183,892
Catholic Charities Free Clinics, Diocese of St. Petersburg, Inc.	2,601	29	\$1,013,660
GRACE Community Medical Center, Inc	194	9	\$1,524,111
Gulf Coast Dental Outreach Clinic	321	8	\$337,632
Judeo Christian Health Clinic, Inc.	33,021	250	\$12,336,563
Mission Tampa, Inc. / Mission Smiles	556	120	\$310,009
Outreach Clinic, Inc.	838	35	\$1,635,067
Peace on Earth Foundation, Inc., Free Clinic of Tampa Bay ²	0	0	\$0
Pioneer Medical Group Clinic	7,963	142	\$2,394,432
Red Crescent Clinic of Tampa Bay	3,230	25	\$137,076
St. George Clinic, Inc.	650	45	\$611,366
Tampa Bay Street Medicine Clinic	2,679	114	\$113,745
Underground Clinic, Inc.	283	14	\$287,795
Total	53,719	932	\$21,702,856

Holmes County

Clinics and Organizations	Health Care Services	Licensed Volunteers	Value of Contributions ¹
Holmes County Community Health Center	58	8	\$30,538
Total	58	8	\$30,538

Indian River County

Clinics and Organizations	Health Care Services	Licensed Volunteers	Value of Contributions ¹
We Care Program, Florida Department of Health in Indian River County	726	322	\$238,122
Fellsmere Volunteer Medical Clinic	24	2	\$93,985
Total	750	324	\$332,107

¹ Value of Contributions includes donations and the value of volunteers' services.

² Clinic did not report their annual summary.

Jackson County

Clinics and Organizations	Health Care Services	Licensed Volunteers	Value of Contributions ¹
Faith Health Clinic	142	4	\$69,911
Total	142	4	\$69,911

Jefferson County

Clinics and Organizations	Health Care Services	Licensed Volunteers	Value of Contributions ¹
Shepherd's Hands of The Suwannee Valley, Inc., Madison ²	0	0	\$0
Total	0	0	\$0

Lake County

Clinics and Organizations	Health Care Services	Licensed Volunteers	Value of Contributions ¹
AdventHealth Waterman Community Primary Health Clinic	956	11	\$1,160,231
Community Medical Care Center, Inc.	2,107	45	\$734,935
First Baptist Church, Umatilla (MDU) ³	113	28	\$22,756
Heritage Community Church, Fruitland Park (MDU) ²	88	14	\$42,250
Lazarus Free Dental Clinic, Catholic Charities of Central Florida	640	10	\$656,371
Saint Luke's Free Medical and Dental Clinic-Catholic Charities of Central Florida	390	18	\$80,696
We Care of Lake County	276	59	\$1,542,438
Total	4,570	185	\$4,239,677

¹ Value of Contributions includes donations and the value of volunteers' services.

² Clinic reported their annual summary to Shepherd's Hands of The Suwannee Valley, Inc., Suwannee County

³ MDU = Mobile Dental Unit, Florida Baptist Convention

Lee County

Clinics and Organizations	Health Care Services	Licensed Volunteers	Value of Contributions ¹
Christian Medical Ministries dba S.W. Florida Pain Clinic	1,429	16	\$335,847
Epilepsy Services of SW Florida, Fort Myers	256	3	\$12,500
Florida Lions Eye Clinic	2,912	21	\$946,056
Fort Myers Mobile Dental Unit - Beach Baptist Church	48	7	\$21,435
Project Dentists Care of SW Florida	1,247	26	\$625,090
Premier Mobile Health Services	2,260	110	\$514,583
United Way of Lee County, Inc., We Care	2,329	237	\$8,405,423
Total	10,481	420	\$10,860,934

Leon County

Clinics and Organizations	Health Care Services	Licensed Volunteers	Value of Contributions ¹
Capital Medical Society Foundation, Inc., We Care Network	2,174	340	\$5,770,743
Neighborhood Medical Center	33	18	\$5,318
Total	2,207	358	\$5,776,061

Levy County

Clinics and Organizations	Health Care Services	Licensed Volunteers	Value of Contributions ¹
First Baptist Church, Chiefland (MDU) ²	52	21	\$44,602
Total	52	21	\$44,602

Madison County

Clinics and Organizations	Health Care Services	Licensed Volunteers	Value of Contributions ¹
Shepherd's Hands of The Suwannee Valley, Inc., Madison Mobile Medical Unit ³	0	0	\$0
Shepherd's Hands of The Suwannee Valley, Inc., Greenville ³	0	0	\$0
Total	0	0	\$0

¹ Value of Contributions includes donations and the value of volunteers' services.

² MDU = Mobile Dental Unit, Florida Baptist Convention

³ Clinic reported their annual summary to Shepherd's Hands of The Suwannee Valley, Inc., Suwannee County

Manatee County

Clinics and Organizations	Health Care Services	Licensed Volunteers	Value of Contributions¹
Community Coalition on Homelessness	5,607	36	\$3,387,055
Epilepsy Services of Southwest Florida	152	3	\$13,463
We Care Manatee, Inc.	891	71	\$1,080,668
Total	6,650	110	\$4,481,186

Marion County

Clinics and Organizations	Health Care Services	Licensed Volunteers	Value of Contributions¹
FreeD.O.M Clinic USA	2,813	182	\$1,776,354
Hope Clinic, Inc.	416	1	\$122,683
La Guadalupana Clinic, Ocala	234	10	\$34,144
Marion County, We Care, Inc.	37	191	\$459,927
Project Dentists Care of Marion County ²	0	0	\$0
Total	3,500	384	\$2,393,108

Martin County

Clinics and Organizations	Health Care Services	Licensed Volunteers	Value of Contributions¹
Christian Community Care Center, Inc.	497	7	\$141,078
Light of the World Charities, Inc. Little Lights Dentistry	3,186	3	\$516,487
Volunteers in Medicine Clinic	10,836	191	\$8,738,896
Total	14,519	201	9,396,461

¹ Value of Contributions includes donations and the value of volunteers' services

² No patients were served during FY 2022-23.

Miami-Dade County

Clinics and Organizations	Health Care Services	Licensed Volunteers	Value of Contributions¹
Baptist Health South Florida	9,859	150	\$7,200,000
Brownsville Medical Center	160	9	\$2,686,900
Caring for Miami	2,814	33	\$1,300,594
Center for Haitian Studies	1,861	11	\$661,144
Community Smiles	56,496	69	\$1,386,289
Dade County Street Response	100	6	\$278,676
Doral Pro Health ²	0	0	\$0
Good News Care Center	14,872	75	\$8,388,696
Good Samaritan Community Health	880	3	\$482,546
League Against Cancer	736	13	\$5,726,033
Miami Baptist Association (MDU) ³	30	5	\$28,444
Miami Rescue Mission Clinic	1,446	28	\$609,363
Ministerio Evangelistico Juana Agulla ²	0	0	\$0
North Miami Beach Medical Mobil Center	1,625	8	\$1,557,422
Open Door Health Center	11,656	102	\$3,671,468
Robert Morgan Dental Clinic	585	18	\$198,858
South Miami Children's Clinic	24	2	\$7,908
St. John Bosco Clinic	3,931	28	\$1,831,978
Universal Heritage Institute Clinic	4,039	32	\$1,015,988
Universal Medical Clinic	5,276	23	\$1,852,442
University of Miami IDEA Exchange Wound Care Clinic	334	41	\$191,905
University of Miami Night Clinic at CHS	152	25	\$88,058
University of Miami, St. John Bosco Tuesday Night Clinic	180	42	\$120,293
University of Miami-Physical Therapy Clinic ²	0	0	\$0
Urban Mercy Clinic ²	0	0	\$0
University of Miami Night Clinic at Miami Rescue Mission Clinic	55	22	\$386,182
Total	117,111	745	\$39,671,187

Monroe County

Clinics and Organizations	Health Care Services	Licensed Volunteers	Value of Contributions¹
Florida Keys (MDU) ³	94	22	\$128,760
Good Health Clinic	3,522	100	\$6,930,719
Total	3,616	122	\$7,059,479

¹ Value of Contributions includes donations and the value of volunteers' services.

² No patients were served during FY 2022-23.

³ MDU = Mobile Dental Unit, Florida Baptist Convention

Nassau County

Clinics and Organizations	Health Care Services	Licensed Volunteers	Value of Contributions ¹
Barnabas Center, Inc., Medical and Dental	4,407	5	\$2,826,353
Northeast Florida Baptist Association (MDU) ²	50	10	\$31,910
Total	4,457	15	\$2,858,263

Okaloosa County

Clinics and Organizations	Health Care Services	Licensed Volunteers	Value of Contributions ¹
Crossroads Center, Inc.	1,199	18	\$1,993,437
Hope Medical Clinic	6,301	15	\$6,311,338
Total	7,500	33	\$8,304,775

Okeechobee County

Clinics and Organizations	Health Care Services	Licensed Volunteers	Value of Contributions ¹
Open Hands Health Center, Inc.	160	14	\$107,285
Total	160	14	\$107,285

¹ Value of Contributions includes donations and the value of volunteers' services.

² MDU = Mobile Dental Unit, Florida Baptist Convention

Orange County

Clinics and Organizations	Health Care Services	Licensed Volunteers	Value of Contributions¹
Adventist University of Health Sciences, Hope Clinic	151	28	\$1,023,224
Alma Health Ministries Inc. ²	0	0	\$0
Community Care Clinic Florida Hospital	2,444	11	\$788,500
Community Medicine Clinic at Florida Hospital	2,221	8	\$493,000
Dental Care Access Foundation	1,936	15	\$64,587
Epilepsy Foundation of Central Florida	10	1	\$3,772
Five Pillars Free Clinic Inc.	38	16	\$27,076
Grace Medical Home	11,772	197	\$13,026,369
Islamic Society of Central Florida ²	0	0	\$0
Latino Leadership Inc.	373	5	\$175,886
Saint Luke's Coptic Medical Center	263	15	\$52,415
Shepherd's Hope, Inc.	7,196	475	\$17,630,164
Special Care of Central Florida, Inc.	1,170	117	\$1,384,110
The Mental Health Association of Central Florida	2,969	2	\$696,698
Total	30,543	890	\$35,365,801

Osceola County

Clinics and Organizations	Health Care Services	Licensed Volunteers	Value of Contributions¹
Catholic Charities St. Thomas Aquinas	524	27	\$94,008
Free Clinic of Florida, Inc.	133	2	\$25,265
Making A Difference	101	2	\$401,852
Osceola County Council on Aging	3,392	12	\$174,057
Total	4,150	43	\$695,182

¹ Value of Contributions includes donations and the value of volunteers' services.

² Clinic did not report their clinic summary.

Palm Beach County

Clinics and Organizations	Health Care Services	Licensed Volunteers	Value of Contributions¹
Caridad Health Center, Medical & Dental	39,750	208	\$32,628,367
Community Health Center, Medical & Vision	5,420	20	\$1,730,125
Empower Healthcare	10	1	\$5,572
Global Healthy Living Foundation (Whelton Virshup CreakyJoints Arthritis Clinic)	423	15	\$235,997
Healing Health Care Center, Inc.	726	3	\$164,748
Mission Clinic of Palm Springs	735	19	\$404,479
Mission Medical Clinic, Medical & Dental	14,186	11	\$1,962,778
MyClinic Jupiter	1,457	28	\$1,053,507
Project Access	542	111	\$1,032,841
Shenandoah Medical Care Center	13	5	\$8,262
T. Leroy Jefferson Medical Society	98	10	\$8,736
We Care Clinic, Inc.	60	6	\$23,521
Total	63,420	437	\$39,258,933

Pasco County

Clinics and Organizations	Health Care Services	Licensed Volunteers	Value of Contributions¹
CARES Senior Health Clinic	1,434	13	\$871,346
Faith Community Church, Spring Hill (MDU) ²	51	13	\$60,634
Good Samaritan Health Clinic of Pasco County	3,808	28	\$516,236
Sertoma Speech & Hearing Foundation of Florida, Inc.	184	1	\$237,179
St. Andre Clinic (Catholic Charities)	129	29	\$36,755
Veterans Stand Down, Sandy Hills (MDU) ²	37	8	\$30,652
Total	5,643	92	\$1,752,802

¹ Value of Contributions includes donations and the value of volunteers' services.

² MDU = Mobile Dental Unit, Florida Baptist Convention

Pinellas County

Clinics and Organizations	Health Care Services	Licensed Volunteers	Value of Contributions ¹
Clearwater Free Clinic	8,559	114	\$2,278,520
Community Dental Clinic	2,468	17	\$1,203,563
Homeless Empowerment Program - HEP Dental Clinic	3,402	29	\$711,635
La Clinica Guadalupeana	1,397	10	\$901,928
St. Mina Coptic Medical Center, Inc.	300	4	\$79,060
St. Petersburg Free Clinic	8,305	64	\$560,869
Willa Carson Health Resource Center	165	3	\$31,480
Total	24,596	241	\$5,767,055

Polk County

Clinics and Organizations	Health Care Services	Licensed Volunteers	Value of Contributions ¹
Angels Care Center of Eloise	371	15	\$325,589
Lake Wales Care Center	351	11	\$290,218
Lakeland Volunteers in Medicine	12,551	64	\$13,189,092
Mid-Town Dental Clinic / Free Dental Day ²	0	0	\$0
Parkview Outreach Community Center, Inc.	780	22	\$497,838
Polk County, Health Care Dental Clinic at Traviss Center	200	4	\$225,345
Project Dentists Care, Give Kids A Smile	89	11	\$129,200
Talbot House Ministries of Lakeland, Inc. DBA Good Samaritan Clinic	2,285	7	\$766,247
The Haley Center Inc.	7,263	45	\$1,459,601
We Care of Central Florida, Inc.	3,442	113	\$2,477,549
Total	27,332	292	\$19,360,679

Putnam County

Clinics and Organizations	Health Care Services	Licensed Volunteers	Value of Contributions ¹
First Baptist Church Interlachen (MDU) ³	129	6	\$32,802
FreeDOM clinic	82	44	\$63,619
Putnam County Medical Mission	556	12	\$157,640
Total	767	62	\$254,061

¹ Value of Contributions includes donations and the value of volunteers' services.

² Clinic did not report their annual summary report.

³ MDU = Mobile Dental Unit, Florida Baptist Convention

Saint Johns County

Clinics and Organizations	Health Care Services	Licensed Volunteers	Value of Contributions¹
Emmanuel Project	51	6	\$300,666
Wildflower Healthcare	2,601	99	\$1,342,484
Total	2,652	105	\$1,643,150

Saint Lucie County

Clinics and Organizations	Health Care Services	Licensed Volunteers	Value of Contributions¹
Discovery Church of Port St. Lucie Florida, Inc,	25	4	\$20,545
Saint Lucie County Health Access Network, Inc.	3,473	83	\$11,621,832
Total	3,498	87	\$11,642,377

Santa Rosa County

Clinics and Organizations	Health Care Services	Licensed Volunteers	Value of Contributions¹
Good Samaritan Clinic	1,122	45	\$6,068,189
We Care-Santa Rosa	76	47	\$55,372
Total	1,198	92	\$6,123,561

Sarasota County

Clinics and Organizations	Health Care Services	Licensed Volunteers	Value of Contributions¹
Epilepsy Foundation of Southwest Florida	152	3	\$13,463
Good Samaritan Pharmacy & Health Services, Inc.	1,420	22	\$305,413
Universal Crescent Clinic	25	8	\$11,226
Total	1,597	33	\$330,102

¹ Value of Contributions includes donations and the value of volunteers' services.

Seminole County

Clinics and Organizations	Health Care Services	Licensed Volunteers	Value of Contributions ¹
American Muslim Social Services, Inc.	5,434	39	\$1,794,312
Shepherd's Hope, Inc., Longwood	2,751	124	\$146,156
United Medical & Social Services Inc.	1,334	8	\$392,391
Total	9,519	171	\$2,332,859

Sumter County

Clinics and Organizations	Health Care Services	Licensed Volunteers	Value of Contributions ¹
Lazarus Free Medical Clinic, Catholic Charities of Central Florida	1,690	36	\$386,405
Total	1,690	36	\$386,405

Suwannee County

Clinics and Organizations	Health Care Services	Licensed Volunteers	Value of Contributions ¹
Shepherd's Hands of The Suwannee Valley, Inc.	177	26	\$45,226
Suwannee Baptist Association (MDU) ²	88	27	\$103,631
Total	265	53	\$148,857

¹ Value of Contributions includes donations and the value of volunteers' services.

² MDU = Mobile Dental Unit, Florida Baptist Convention

Volusia County

Clinics and Organizations	Health Care Services	Licensed Volunteers	Value of Contributions ¹
Bella Vista Baptist Church (MDU) ²	76	14	\$83,529
First Baptist Church New Smyrna Beach (MDU) ²	63	7	\$15,363
Good Samaritan Clinic of West Volusia, Medical & Dental Clinic	687	45	\$455,793
Jesus Clinic ³	0	0	\$0
St. George Medical Center ³	0	0	\$0
Volusia Volunteers in Medicine Clinic	133	12	\$95,225
Total	959	78	\$649,910

Walton County

Clinics and Organizations	Health Care Services	Licensed Volunteers	Value of Contributions ¹
Hope Medical Clinic Freeport ³	0	0	\$0
We Care, Walton County	9	14	\$15,931
Total	9	14	\$15,931

¹ Value of Contributions includes donations and the value of volunteers' services.

² MDU = Mobile Dental Unit, Florida Baptist Convention

³ Clinic did not report their annual summary.

Appendix C: Summary of Clinics and Organizations that Closed

The following table identifies clinics that previously participated in the Program but closed during FY 2022–23 and did not provide any volunteer services.

County	Clinics and Organizations
Broward	Broward Partnership for the Homeless, Inc.
Broward	Pak-American Clinic
Broward	Partnership for the Homeless, Inc.
Leon	CESC Kearney Center at Tallahassee Leon Shelter, Dental Clinic
Leon	CESC Kearney Center at Tallahassee Leon Shelter, Medical Clinic
Manatee	Genesis Health Services, Inc.
Marion	Deliverance Outreach Ministries, Inc.
Marion	Three Angels Clinic
Miami	Lotus House Wellness Center
Walton	Hope Medical Clinic Freeport
Osceola	Osceola Christian Ministry Center, Medical Clinic
Osceola	Osceola Christian Ministry Center, Pregnancy Center
Osceola	Osceola Christian Ministry Center, Dental Office
Palm Beach	Jamaicans of the Palm Beaches
Palm Beach	Save-A-Molar, Dental Program
Pasco	St. Verena Clinic, New Port Richey
Polk	Winter Haven Hospital Foundation Mobile Medical Clinic

Appendix D:



CHIEF FINANCIAL OFFICER
JIMMY PATRONIS
STATE OF FLORIDA

April 12, 2023

Christopher P. Gainous, Sr.
Supervisor, Volunteer Health Services
Department of Health
Health Resources and Access Section
4052 Balk Cypress Way, BIN #BC15
Tallahassee, Florida 32399-1706

RE: Volunteer Healthcare provider Program

Mr. Gainous:

Pursuant to s.766.1115(7), F.S., this is to report that zero claims have been filled in the past twelve months, against the Volunteer Healthcare provider Program with the Division of Risk Management.

V/R,

A handwritten signature in blue ink, appearing to read "Kelly Hagenbeck".

Kelly Hagenbeck

FLORIDA DEPARTMENT OF FINANCIAL SERVICES
Kelly Hagenbeck • Bureau Chief of State Liability and Property Claims
Division of Risk Management • Bureau of State Liability and Property Claims
200 East Gaines Street • Tallahassee, FL 32399-0338 • Tel. 850-413-4850
E-mail • Kelly.Hagenbeck@myfloridacfo.com
AFFIRMATIVE ACTION • EQUAL OPPORTUNITY EMPLOYER