

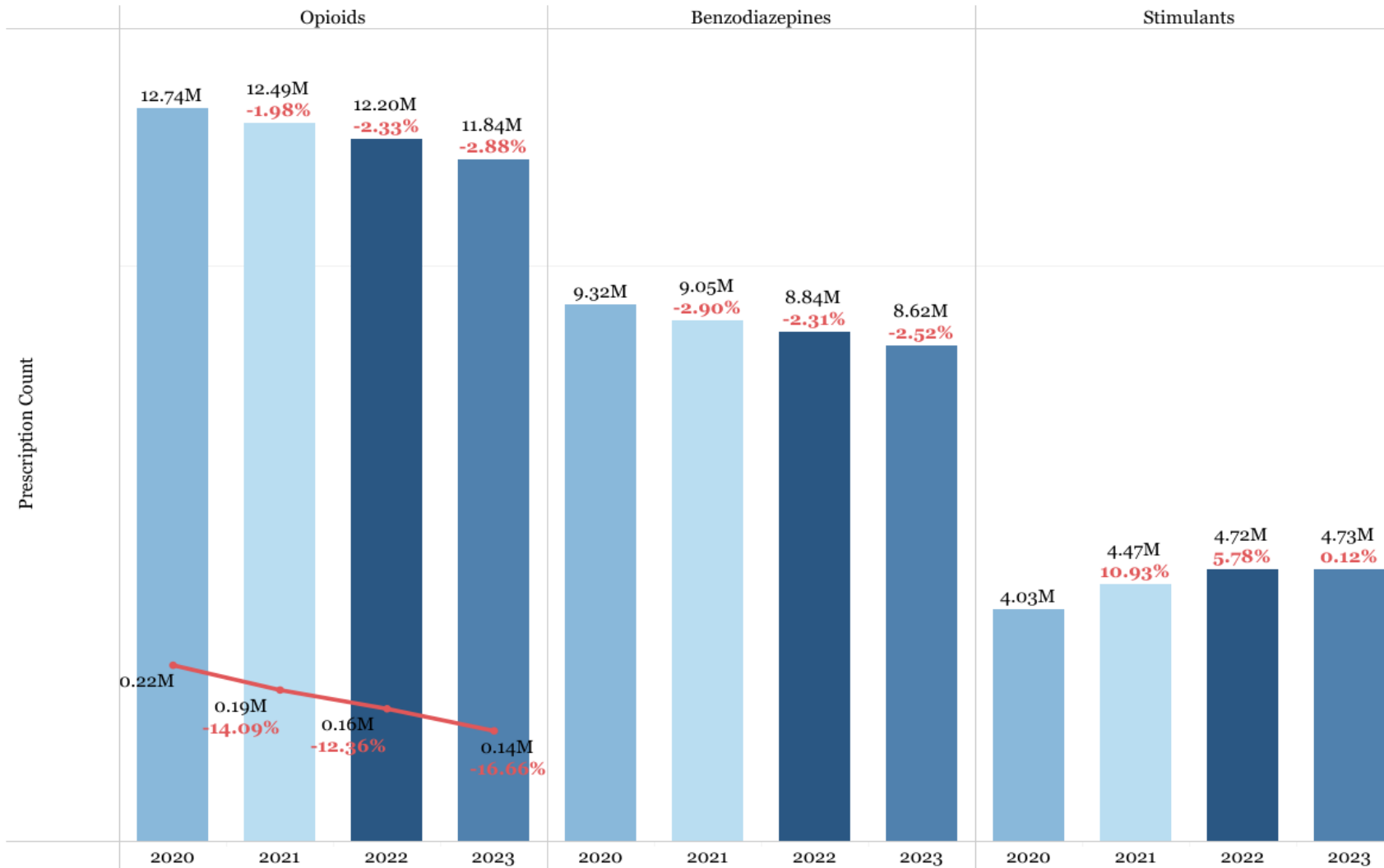
Florida Prescription Drug Monitoring Program (PDMP) Monthly Report

This data were obtained through the Florida Prescription Drug Monitoring Program (PDMP) known as E-FORCSE. PDMPs gather information on controlled substance dispensations and use. For more information, click [here](#).

Note: Effective January 2024, the drug categories have changed. Refer to the Appendix for additional information.

Prescriptions by Drug Type & Year

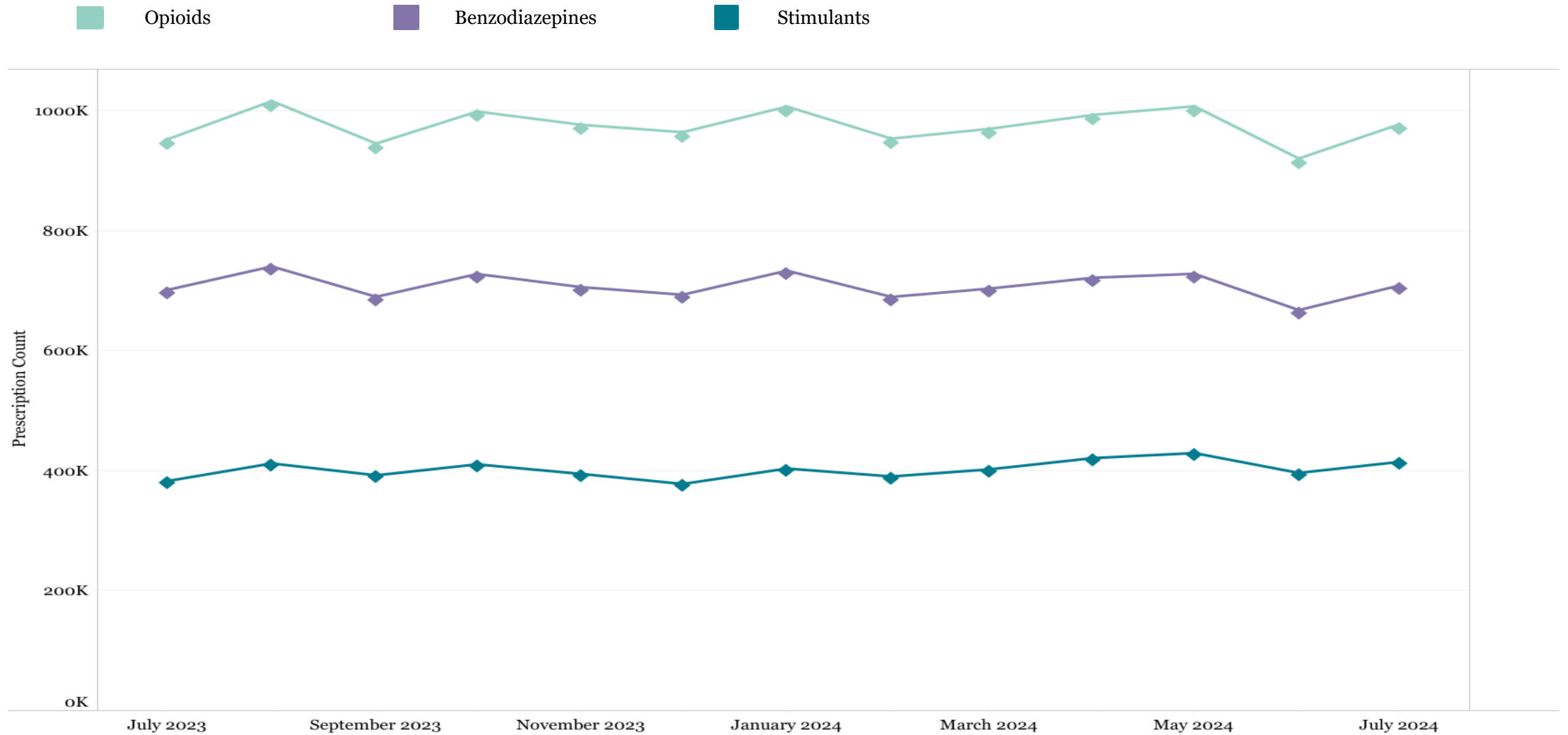
Florida, 2020-2023



- The red line represents the number of fentanyl prescriptions.
- The percentages indicated the percent change from the previous year.

Prescriptions by Drug Type & Month

Florida, 2023-2024



Indicators by Month

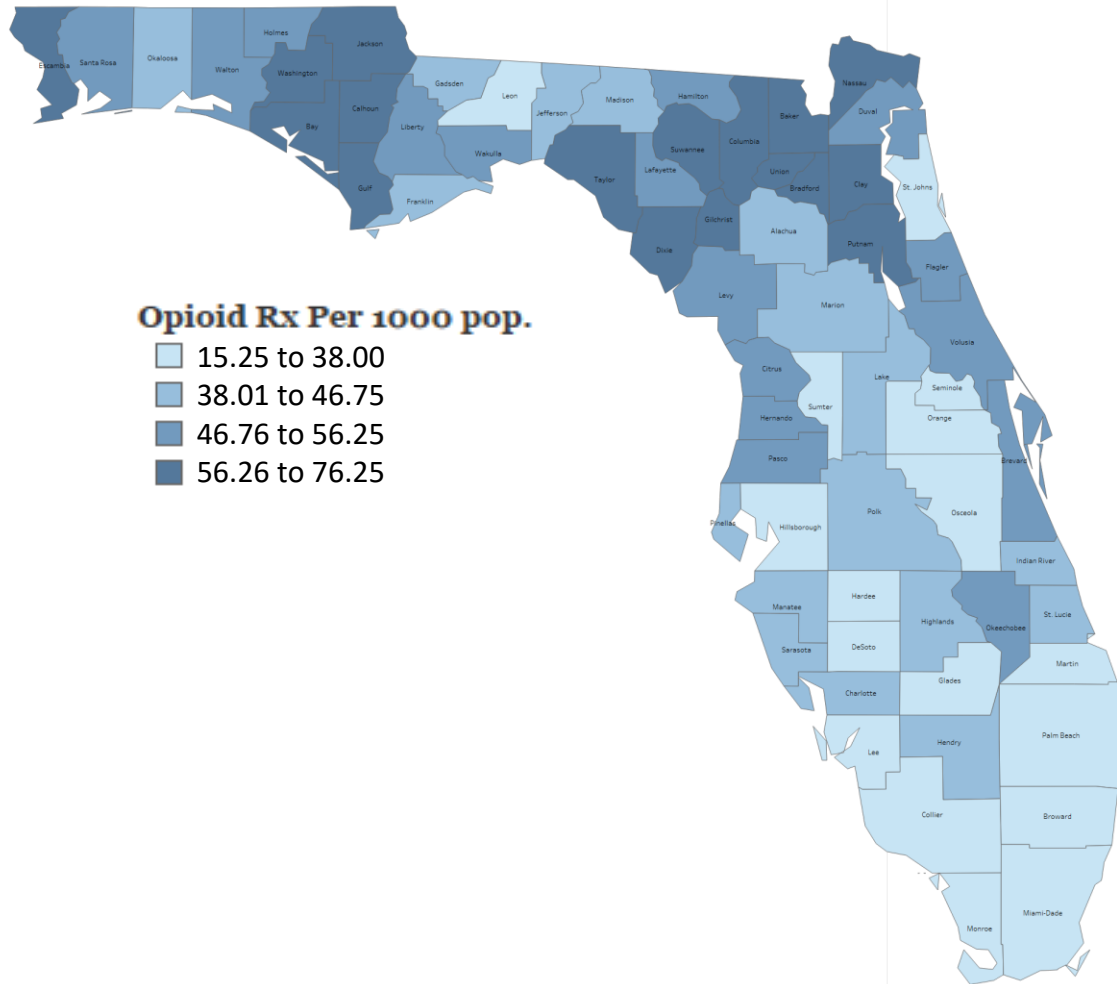
Florida, 2023-2024

| Indicator Description | Jul 2023 | Aug 2023 | Sep 2023 | Oct 2023 | Nov 2023 | Dec 2023 | Jan 2024 | Feb 2024 | Mar 2024 | Apr 2024 | May 2024 | Jun 2024 | Jul 2024 |
|--------------------------------|-----------|-----------|-----------|-----------|-----------|-----------|-----------|-----------|-----------|-----------|-----------|-----------|-----------|
| # Opioid Prescriptions | 951,975 | 1,015,793 | 944,948 | 998,405 | 976,239 | 963,918 | 1,006,690 | 953,244 | 969,486 | 992,894 | 1,007,088 | 920,033 | 977,892 |
| # Benzodiazepine Prescriptions | 701,078 | 740,221 | 689,619 | 727,649 | 705,726 | 693,086 | 733,194 | 689,457 | 703,268 | 721,438 | 727,987 | 667,507 | 709,556 |
| # Stimulant Prescriptions | 382,621 | 411,985 | 392,191 | 410,449 | 394,466 | 377,771 | 403,508 | 390,255 | 402,035 | 420,991 | 429,258 | 396,182 | 415,512 |
| # Opioid Patients | 735,613 | 769,185 | 734,788 | 767,755 | 752,697 | 746,876 | 771,325 | 744,454 | 752,454 | 767,032 | 765,805 | 724,565 | 749,120 |
| # Benzodiazepine Patients | 620,920 | 645,231 | 613,533 | 640,629 | 624,323 | 615,875 | 645,898 | 617,445 | 625,927 | 637,552 | 636,872 | 599,187 | 622,306 |
| # Stimulant Patients | 330,319 | 348,447 | 336,600 | 350,912 | 338,582 | 326,284 | 345,038 | 337,822 | 346,253 | 359,987 | 362,948 | 344,631 | 356,234 |
| # Registered Users | 22,960 | 24,469 | 25,675 | 27,020 | 28,029 | 28,952 | 30,077 | 30,996 | 31,896 | 32,812 | 33,690 | 34,988 | 36,558 |
| # Patient Inquiries | 4,043,329 | 4,366,094 | 3,973,049 | 4,423,233 | 4,260,775 | 4,083,964 | 4,396,237 | 4,129,010 | 4,159,345 | 4,316,873 | 4,320,644 | 4,020,984 | 4,397,434 |

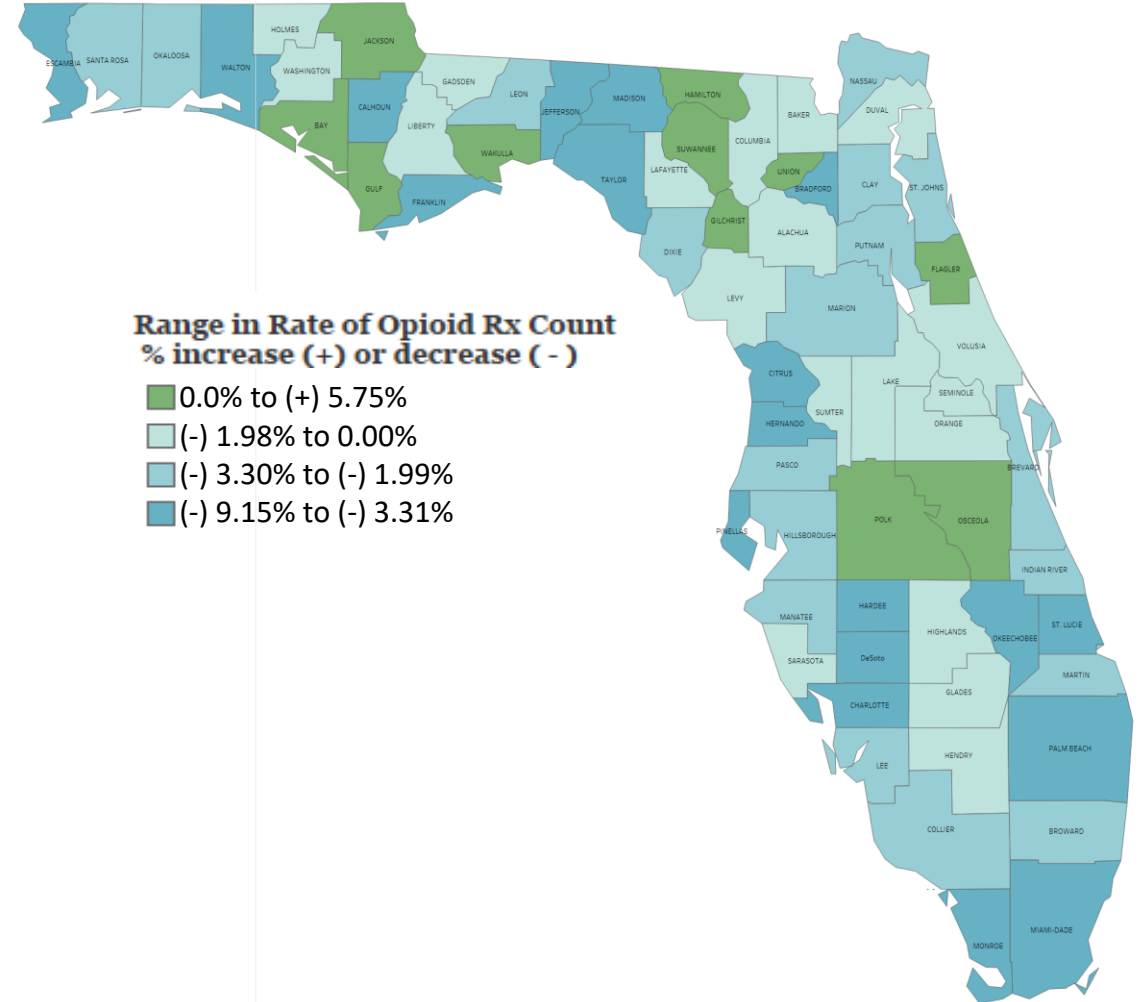
Opioid Prescription Rate & Percent Change by County

Florida, July 2024

**Age-Adjusted Opioid Prescription Rate by County, Florida
July, 2024**

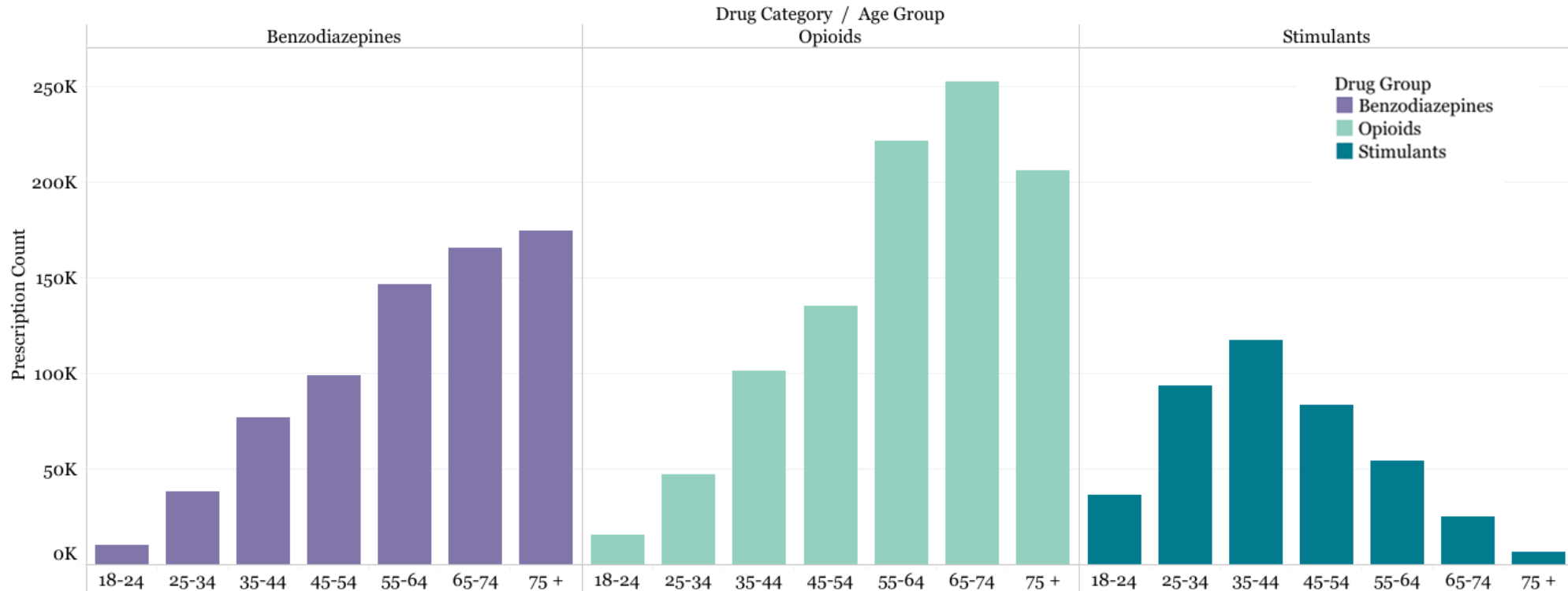
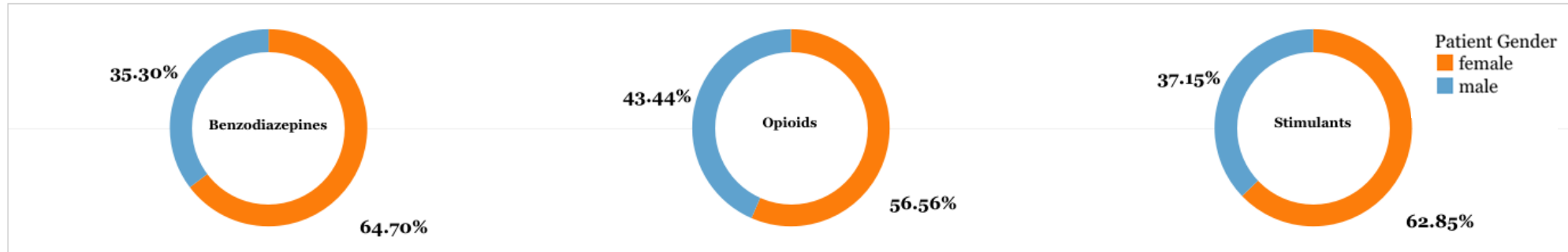


**Percent Change in Opioid Prescription Count by County, Florida
May - Jul 2024 vs May - Jul 2023**



Opioid, Benzodiazepine & Stimulant Prescriptions by Sex and Age

Florida, July 2024




Days' Supply Prescriptions by Month

Florida, 2023-2024

| Drug Category | JUL 2023 | AUG 2023 | SEP 2023 | OCT 2023 | NOV 2023 | DEC 2023 | JAN 2024 | FEB 2024 | MAR 2024 | APR 2024 | MAY 2024 | JUN 2024 | JUL 2024 |
|---------------------|----------|----------|----------|----------|----------|----------|----------|----------|----------|----------|----------|----------|----------|
| Zolpidem | 37.01 | 36.93 | 36.87 | 37.04 | 37.22 | 37.48 | 37.56 | 37.52 | 37.43 | 37.72 | 37.47 | 37.42 | 37.39 |
| Anxiolytic/Sedative | 26.47 | 26.45 | 26.58 | 26.27 | 26.73 | 26.79 | 26.61 | 26.58 | 26.46 | 26.44 | 26.71 | 26.25 | 26.05 |
| Stimulants | 29.85 | 29.76 | 29.77 | 29.82 | 29.96 | 30.12 | 29.94 | 29.99 | 30.05 | 30.09 | 30.11 | 30.21 | 30.48 |
| Muscle Relaxant | 29.29 | 29.45 | 29.52 | 29.74 | 29.57 | 29.71 | 29.79 | 29.67 | 29.62 | 29.90 | 29.58 | 29.81 | 29.96 |
| Benzodiazepines | 28.31 | 28.20 | 28.25 | 28.29 | 28.51 | 28.73 | 28.43 | 28.44 | 28.39 | 28.32 | 28.33 | 28.28 | 28.29 |
| Opioids | 18.55 | 18.42 | 18.54 | 18.36 | 18.43 | 18.57 | 18.23 | 18.31 | 18.37 | 18.33 | 18.44 | 18.40 | 18.52 |

Days' Supply per Rx



Opioids Include:

acetaminophen with codeine phosphate, acetaminophen/caffeine/dihydrocodeine bitartrate, **brompheniramine maleate/phenylephrine HCl/codeine phosphate**, buprenorphine, buprenorphine HCl, buprenorphine HCl/naloxone HCl, butalbital/acetaminophen/caffeine/codeine phosphate, butorphanol tartrate, carisoprodol/aspirin/codeine phosphate, chlorpheniramine maleate/codeine phosphate, **codeine phosphate, codeine phosphate/butalbital/aspirin/caffeine, codeine phosphate/guaifenesin, codeine polistirex/chlorpheniramine polistirex, codeine sulfate**, fentanyl, fentanyl citrate, **fentanyl citrate/PF**, hydrocodone bitartrate, hydrocodone bitartrate/acetaminophen, **hydrocodone bitartrate/guaifenesin, hydrocodone bitartrate/homatropine methylbromide, hydrocodone polistirex/chlorpheniramine polistirex**, hydrocodone/ibuprofen, hydromorphone HCl, **hydromorphone HCl in 0.9 % sodium chloride, hydromorphone HCl in 0.9 % sodium chloride/PF, hydromorphone HCl/PF**, ibuprofen/oxycodone HCl, levorphanol tartrate, meperidine HCl, **meperidine HCl/PF**, methadone HCl, morphine sulfate, **morphine sulfate in 0.9 % sodium chloride, morphine sulfate in 0.9 % sodium chloride/PF**, morphine sulfate/naltrexone HCl, **morphine sulfate/PF, opium tincture**, opium/belladonna alkaloids, oxycodone HCl, oxycodone HCl/acetaminophen, oxycodone HCl/aspirin, oxycodone myristate, oxymorphone HCl, pentazocine HCl/naloxone HCl, **phenylpropanolamine HCl/hydrocodone bitartrate, promethazine HCl/codeine, promethazine/phenylephrine HCl/codeine, pseudoephedrine HCl/codeine phosphate/guaifenesin, sufentanil citrate**, tapentadol HCl, tramadol HCl, tramadol HCl/acetaminophen, **tramadol HCl/celecoxib, triprolidine HCl/phenylephrine HCl/codeine phosphate**

Notes:

1. Data extraction dates – 8/12/2024, 8/14/2024, 8/18/2024. Maps on 8/12/2024
2. Report includes patients living in Florida and whose age is ≥18.
3. Controlled substance drug schedule was set to II-V.
4. Population data is based on census data from www.census.gov.
5. Data from earlier years may have changed due to retrospective registration.
6. Effective January 2024, the drug categories have changed. Drugs added to the analyses are **indicated in red**.

Benzodiazepines Include:

alprazolam, amitriptyline HCl/chlordiazepoxide, chlordiazepoxide HCl, chlordiazepoxide/clidinium bromide, clobazam, clonazepam, clorazepate dipotassium, diazepam, estazolam, flurazepam HCl, lorazepam, **midazolam, midazolam HCl, midazolam HCl in 0.9 % sodium chloride/PF, midazolam HCl/PF, midazolam/ketamine HCl/ondansetron HCl**, oxazepam, quazepam, temazepam, triazolam

Stimulants Include:

amphetamine, amphetamine sulfate, **armodafinil, benzphetamine HCl, cocaine HCl**, dexamethylphenidate HCl, **dextroamphetamine**, dextroamphetamine sulf-saccharate/amphetamine sulf-aspartate, dextroamphetamine sulfate, **diethylpropion HCl, fenfluramine HCl**, lisdexamfetamine dimesylate, **lorcaserin HCl, methamphetamine HCl**, methylphenidate, methylphenidate HCl, **modafinil, phendimetrazine tartrate, phentermine HCl, phentermine HCl/topiramate, serdexmethylphenidate chloride/dexmethylphenidate HCl, solriamfetol HCl, Unspecified**