

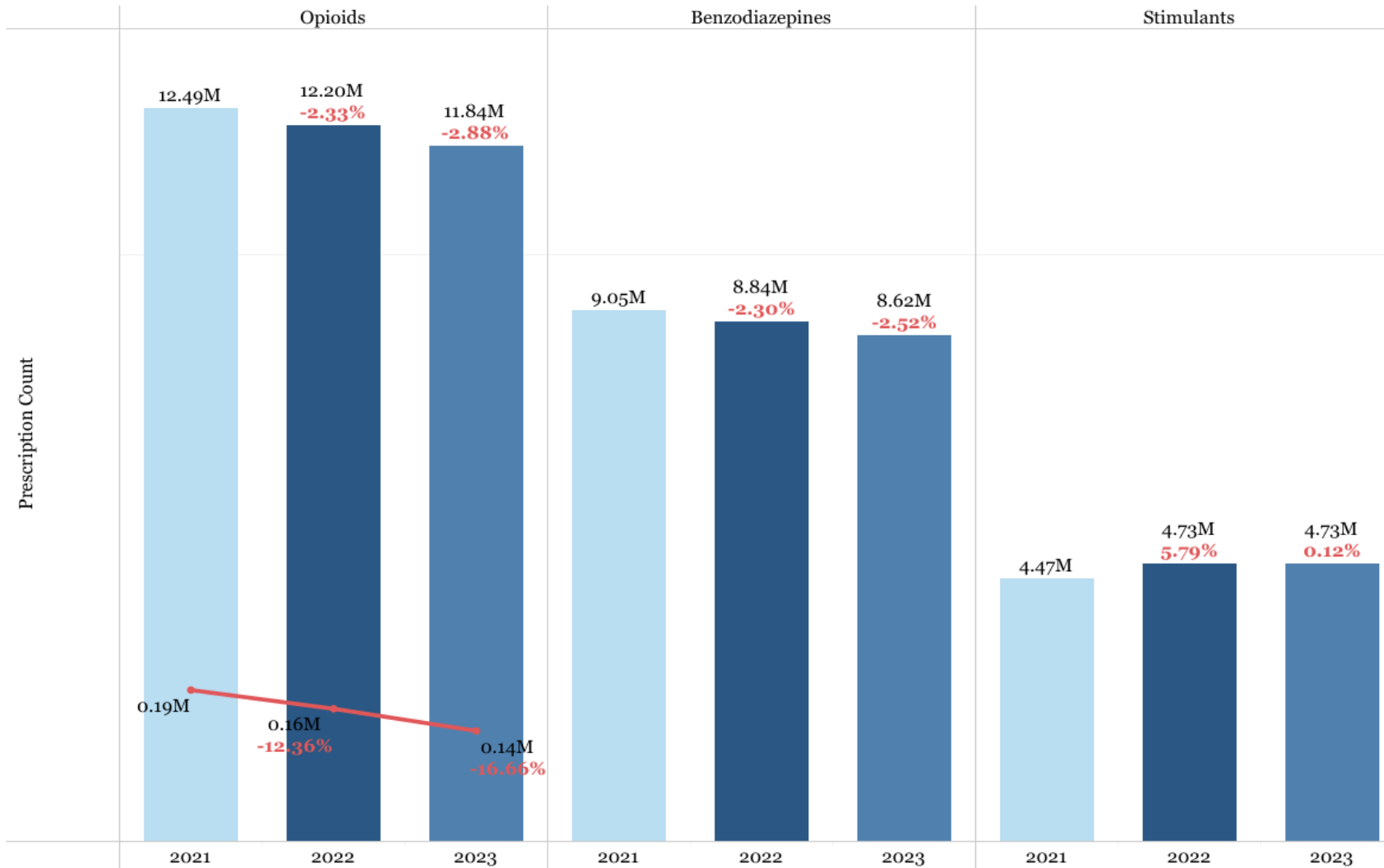
Florida Prescription Drug Monitoring Program (PDMP) Monthly Report

This data were obtained through the Florida Prescription Drug Monitoring Program (PDMP) known as E-FORCSE. PDMPs gather information on controlled substance dispensations and use. For more information, click [here](#).

Note: Effective January 2024, the drug categories have changed. Refer to the Appendix for additional information.

Prescriptions by Drug Type & Year

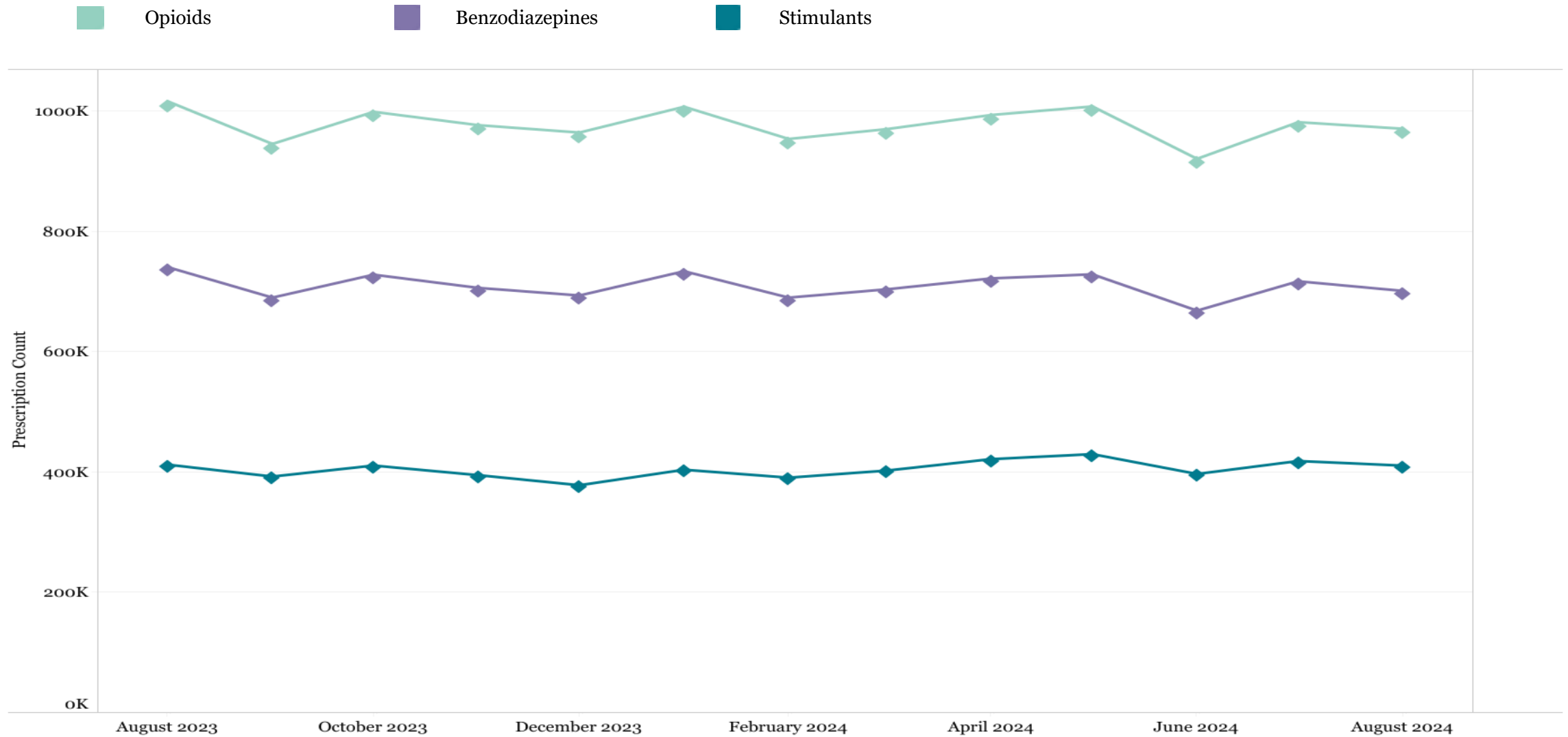
Florida, 2021-2023



- The red line represents the number of fentanyl prescriptions.
- The percentages indicated the percent change from the previous year.

Prescriptions by Drug Type & Month

Florida, 2023-2024



Indicators by Month

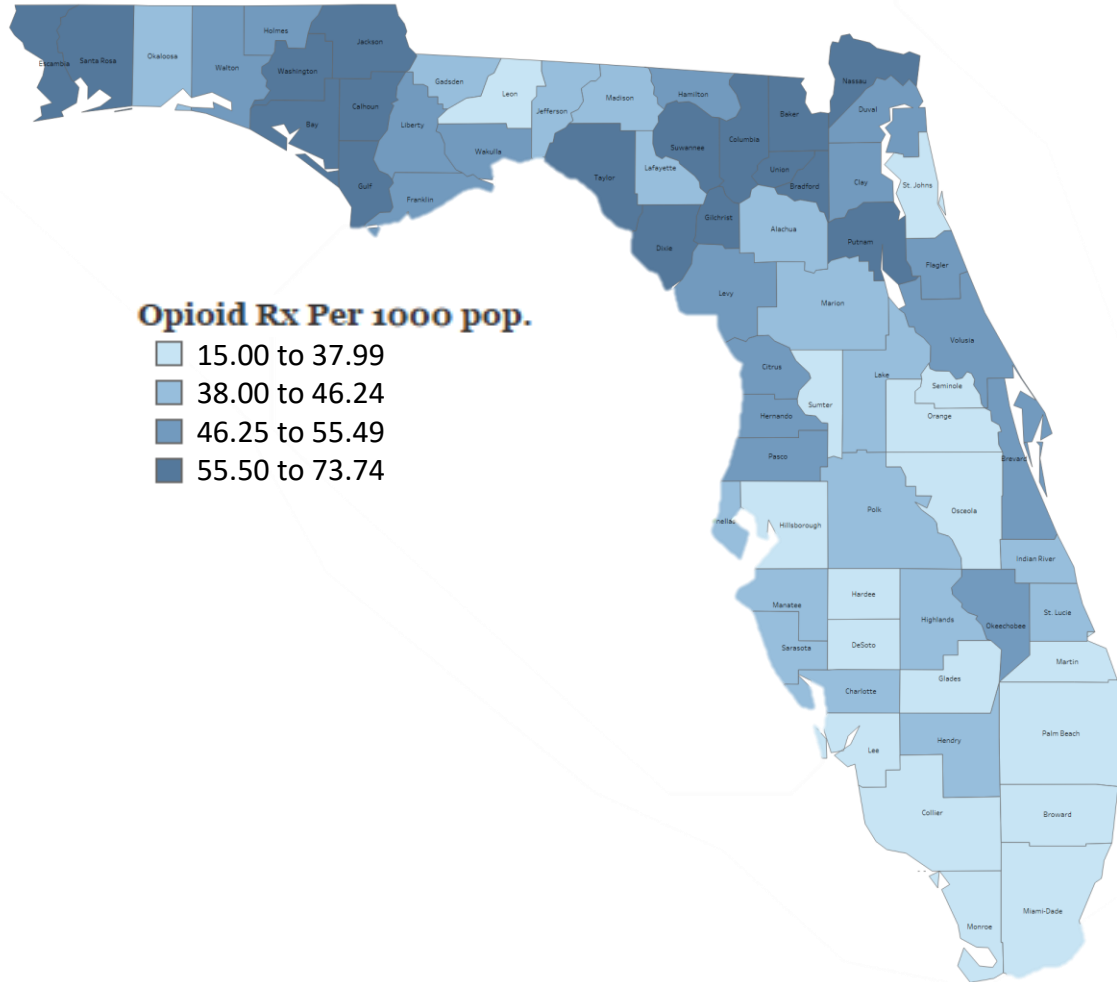
Florida, 2023-2024

Indicator Description	Aug 2023	Sep 2023	Oct 2023	Nov 2023	Dec 2023	Jan 2024	Feb 2024	Mar 2024	Apr 2024	May 2024	Jun 2024	Jul 2024	Aug 2024
# Opioid Prescriptions	1,015,854	945,024	998,438	976,284	963,993	1,006,886	953,356	969,667	993,167	1,007,351	920,328	981,236	970,331
# Benzodiazepine Prescriptions	740,272	689,673	727,780	705,840	693,206	733,498	689,643	703,418	721,634	728,330	668,000	716,802	700,813
# Stimulant Prescriptions	412,035	392,280	410,538	394,584	377,856	403,631	390,410	402,175	421,227	429,506	396,574	418,087	410,434
# Opioid Patients	769,211	734,833	767,826	752,752	746,976	771,450	744,627	752,637	767,240	766,032	724,839	746,946	749,589
# Benzodiazepine Patients	645,270	613,576	640,746	624,420	615,986	646,155	617,641	626,093	637,723	637,143	599,537	627,026	620,723
# Stimulant Patients	348,516	336,688	351,000	338,700	326,373	345,166	337,965	346,376	360,194	363,171	344,899	357,084	354,353
# Registered Users	24,467	25,673	27,018	28,027	28,950	30,077	30,996	31,895	32,811	33,689	34,987	36,557	37,794
# Patient Inquiries	4,366,040	3,972,998	4,423,137	4,260,675	4,083,883	4,396,184	4,128,939	4,159,277	4,316,736	4,320,573	4,020,994	4,397,461	4,293,539

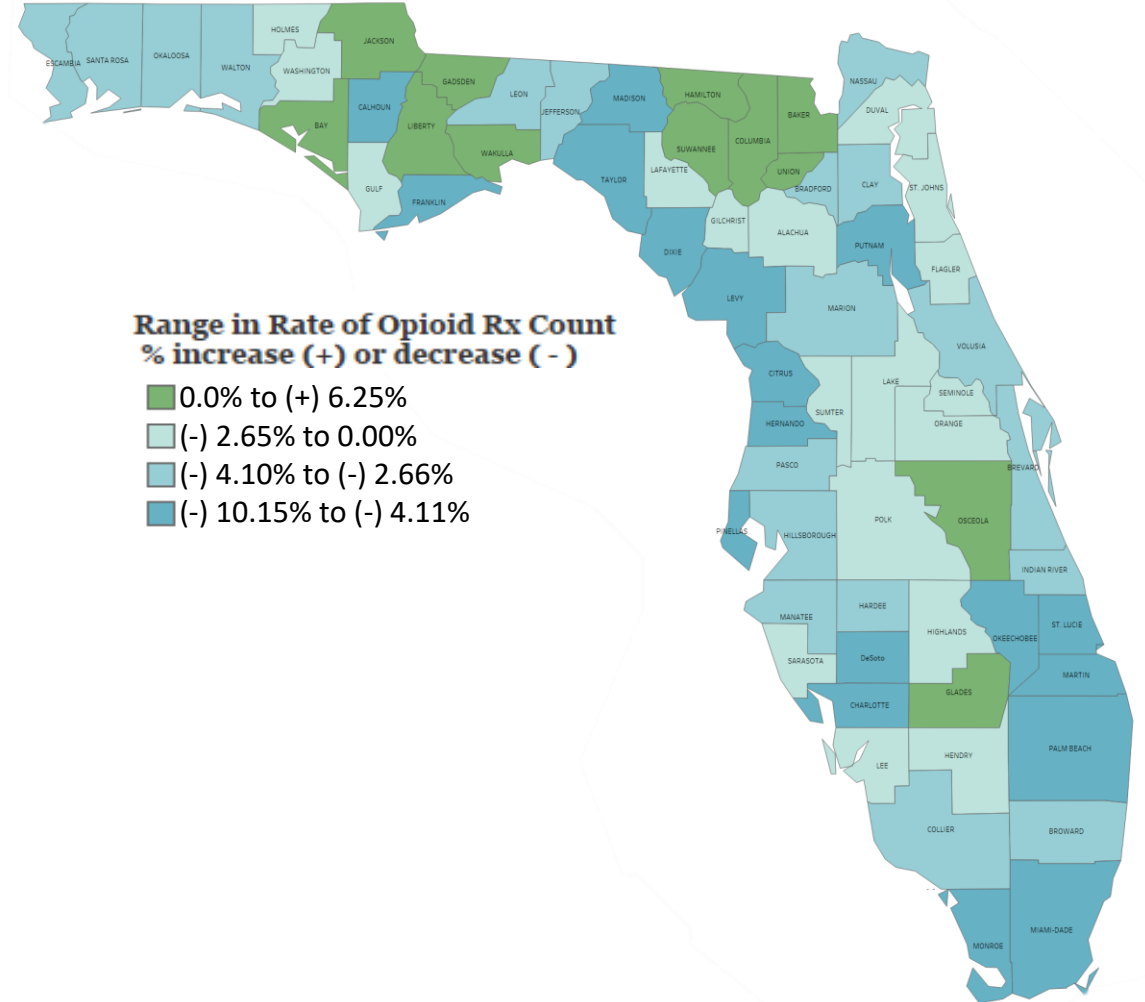
Opioid Prescription Rate & Percent Change by County

Florida, August 2024

**Age-Adjusted Opioid Prescription Rate by County, Florida
August, 2024**

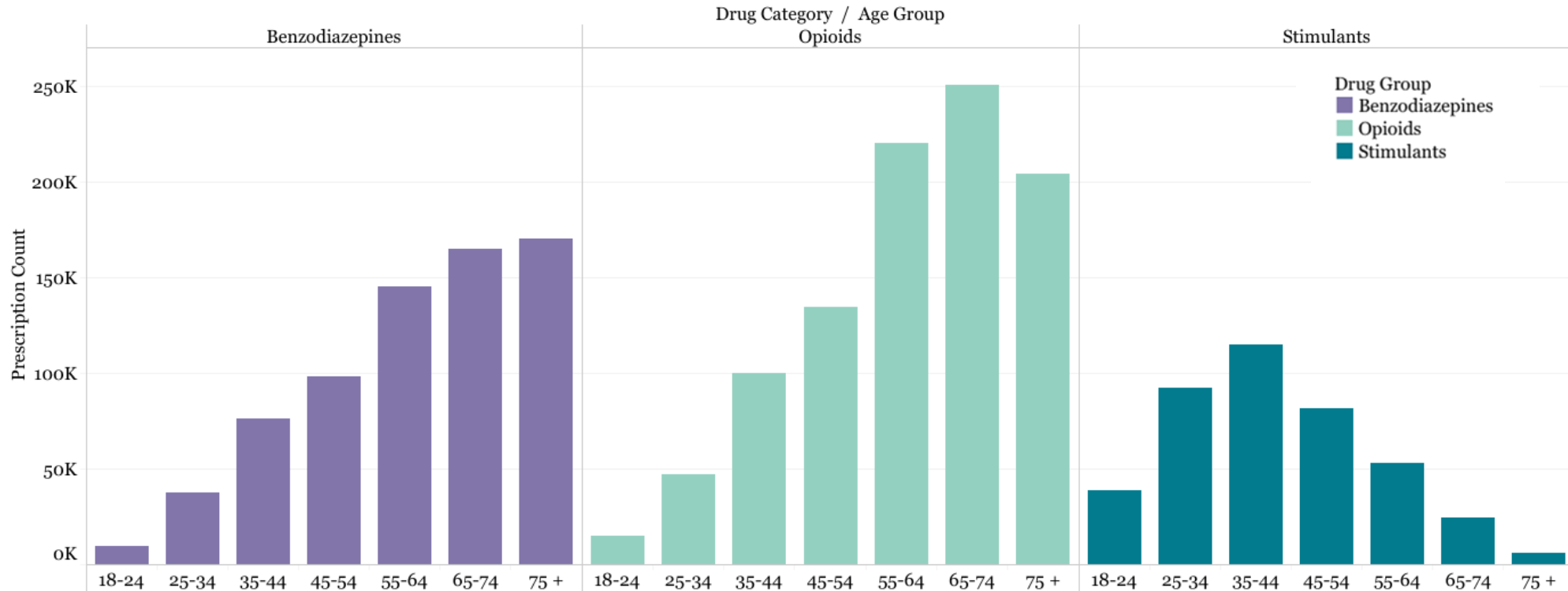
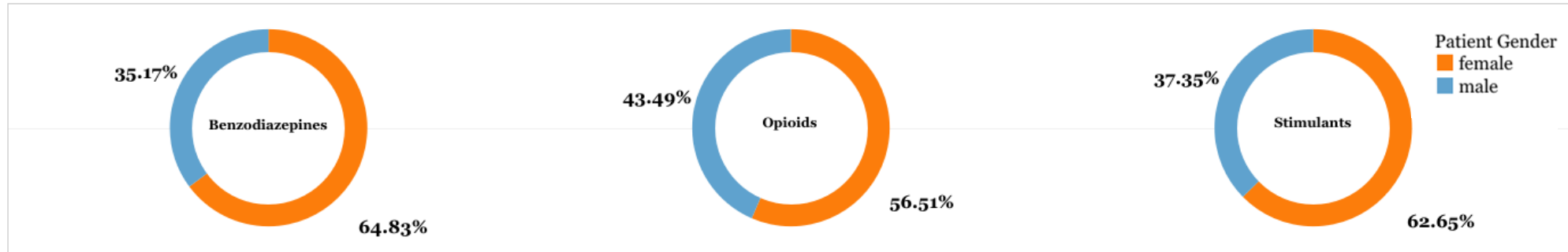


**Percent Change in Opioid Prescription Count by County, Florida
Jun - Aug 2024 vs Jun - Aug 2023**



Opioid, Benzodiazepine & Stimulant Prescriptions by Sex and Age

Florida, August 2024



Days' Supply Prescriptions by Month

Florida, 2023-2024

Drug Category	AUG 2023	SEP 2023	OCT 2023	NOV 2023	DEC 2023	JAN 2024	FEB 2024	MAR 2024	APR 2024	MAY 2024	JUN 2024	JUL 2024	AUG 2024
Zolpidem	36.93	36.87	37.04	37.22	37.48	37.56	37.52	37.43	37.72	37.47	37.42	37.37	37.29
Anxiolytic/Sedative	26.45	26.58	26.26	26.72	26.79	26.61	26.57	26.45	26.45	26.71	26.27	26.08	26.29
Stimulants	29.76	29.77	29.82	29.96	30.12	29.94	30.00	30.05	30.09	30.11	30.21	30.44	30.47
Muscle Relaxant	29.44	29.50	29.74	29.56	29.71	29.79	29.67	29.63	29.90	29.58	29.80	29.94	30.10
Benzodiazepines	28.20	28.25	28.29	28.51	28.73	28.43	28.44	28.39	28.32	28.33	28.28	28.28	28.25
Opioids	18.42	18.54	18.36	18.43	18.57	18.23	18.31	18.37	18.32	18.44	18.41	18.52	18.36



Opioids Include:

acetaminophen with codeine phosphate, acetaminophen/caffeine/dihydrocodeine bitartrate, **brompheniramine maleate/phenylephrine HCl/codeine phosphate**, buprenorphine, buprenorphine HCl, buprenorphine HCl/naloxone HCl, butalbital/acetaminophen/caffeine/codeine phosphate, butorphanol tartrate, carisoprodol/aspirin/codeine phosphate, chlorpheniramine maleate/codeine phosphate, **codeine phosphate, codeine phosphate/butalbital/aspirin/caffeine, codeine phosphate/guaifenesin, codeine polistirex/chlorpheniramine polistirex, codeine sulfate**, fentanyl, fentanyl citrate, **fentanyl citrate/PF**, hydrocodone bitartrate, hydrocodone bitartrate/acetaminophen, **hydrocodone bitartrate/guaifenesin, hydrocodone bitartrate/homatropine methylbromide, hydrocodone polistirex/chlorpheniramine polistirex**, hydrocodone/ibuprofen, hydromorphone HCl, **hydromorphone HCl in 0.9 % sodium chloride, hydromorphone HCl in 0.9 % sodium chloride/PF, hydromorphone HCl/PF**, ibuprofen/oxycodone HCl, levorphanol tartrate, meperidine HCl, **meperidine HCl/PF**, methadone HCl, morphine sulfate, **morphine sulfate in 0.9 % sodium chloride, morphine sulfate in 0.9 % sodium chloride/PF**, morphine sulfate/naltrexone HCl, **morphine sulfate/PF, opium tincture**, opium/belladonna alkaloids, oxycodone HCl, oxycodone HCl/acetaminophen, oxycodone HCl/aspirin, oxycodone myristate, oxymorphone HCl, pentazocine HCl/naloxone HCl, **phenylpropanolamine HCl/hydrocodone bitartrate, promethazine HCl/codeine, promethazine/phenylephrine HCl/codeine, pseudoephedrine HCl/codeine phosphate/guaifenesin, sufentanil citrate**, tapentadol HCl, tramadol HCl, tramadol HCl/acetaminophen, **tramadol HCl/celecoxib, triprolidine HCl/phenylephrine HCl/codeine phosphate**

Notes:

1. Data extraction dates – 9/10/2024; Maps on 9/10/2024
2. Report includes patients living in Florida and whose age is ≥18.
3. Controlled substance drug schedule was set to II-V.
4. Population data is based on census data from www.census.gov.
5. Data from earlier years may have changed due to retrospective registration.
6. Effective January 2024, the drug categories have changed. Drugs added to the analyses are **indicated in red**.

Benzodiazepines Include:

alprazolam, amitriptyline HCl/chlordiazepoxide, chlordiazepoxide HCl, chlordiazepoxide/clidinium bromide, clobazam, clonazepam, clorazepate dipotassium, diazepam, estazolam, flurazepam HCl, lorazepam, **midazolam, midazolam HCl, midazolam HCl in 0.9 % sodium chloride/PF, midazolam HCl/PF, midazolam/ketamine HCl/ondansetron HCl**, oxazepam, quazepam, temazepam, triazolam

Stimulants Include:

amphetamine, amphetamine sulfate, **armodafinil, benzphetamine HCl, cocaine HCl**, dexamethylphenidate HCl, **dextroamphetamine**, dextroamphetamine sulf-saccharate/amphetamine sulf-aspartate, dextroamphetamine sulfate, **diethylpropion HCl, fenfluramine HCl**, lisdexamfetamine dimesylate, **lorcaserin HCl, methamphetamine HCl**, methylphenidate, methylphenidate HCl, **modafinil, phendimetrazine tartrate, phentermine HCl, phentermine HCl/topiramate, serdexmethylphenidate chloride/dexmethylphenidate HCl, solriamfetol HCl, Unspecified**