

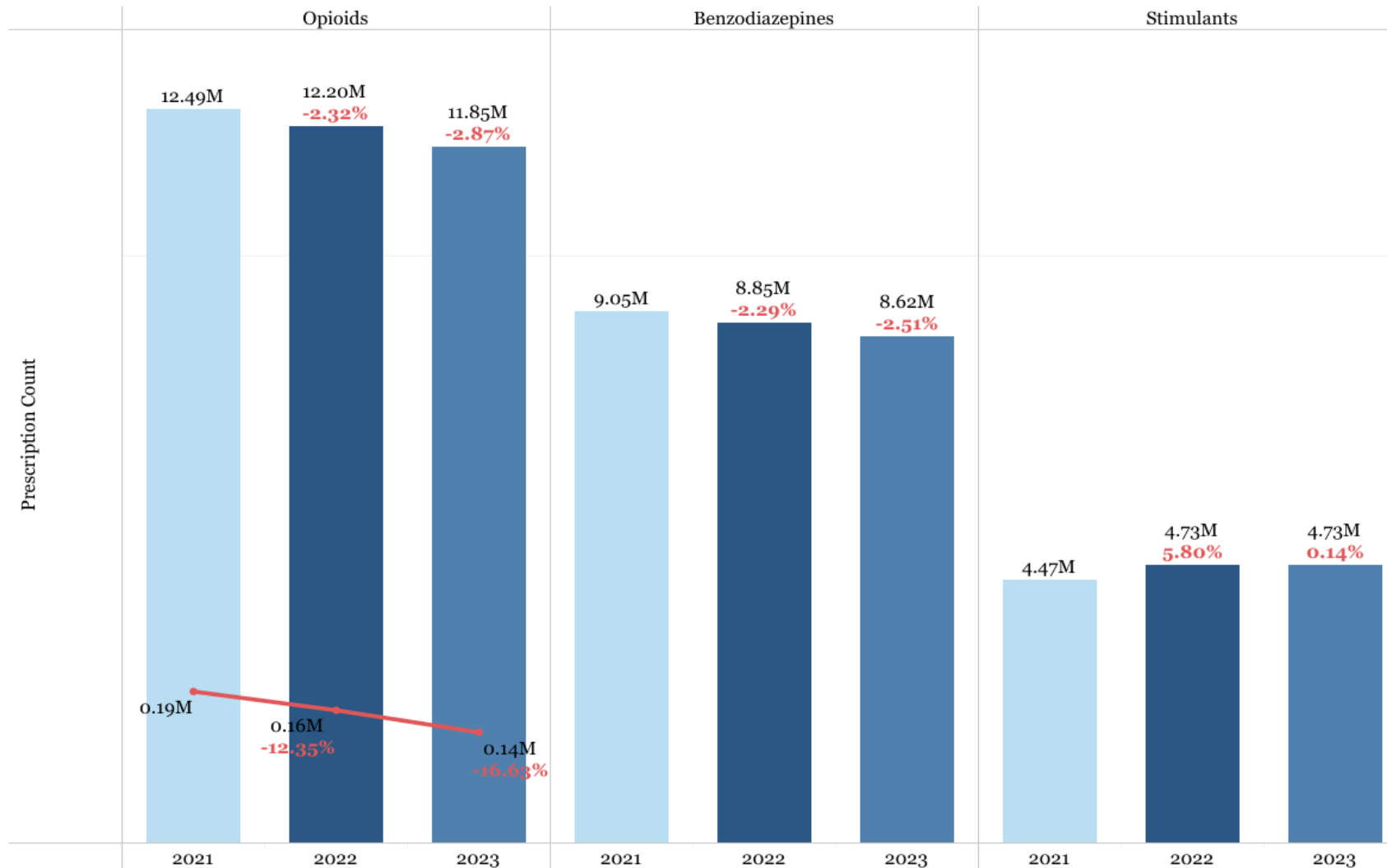
Florida Prescription Drug Monitoring Program (PDMP) Monthly Report

This data were obtained through the Florida Prescription Drug Monitoring Program (PDMP) known as E-FORCSE. PDMPs gather information on controlled substance dispensations and use. For more information, click [here](#).

Note: Effective January 2024, the drug categories have changed. Refer to the Appendix for additional information.

Prescriptions by Drug Type & Year

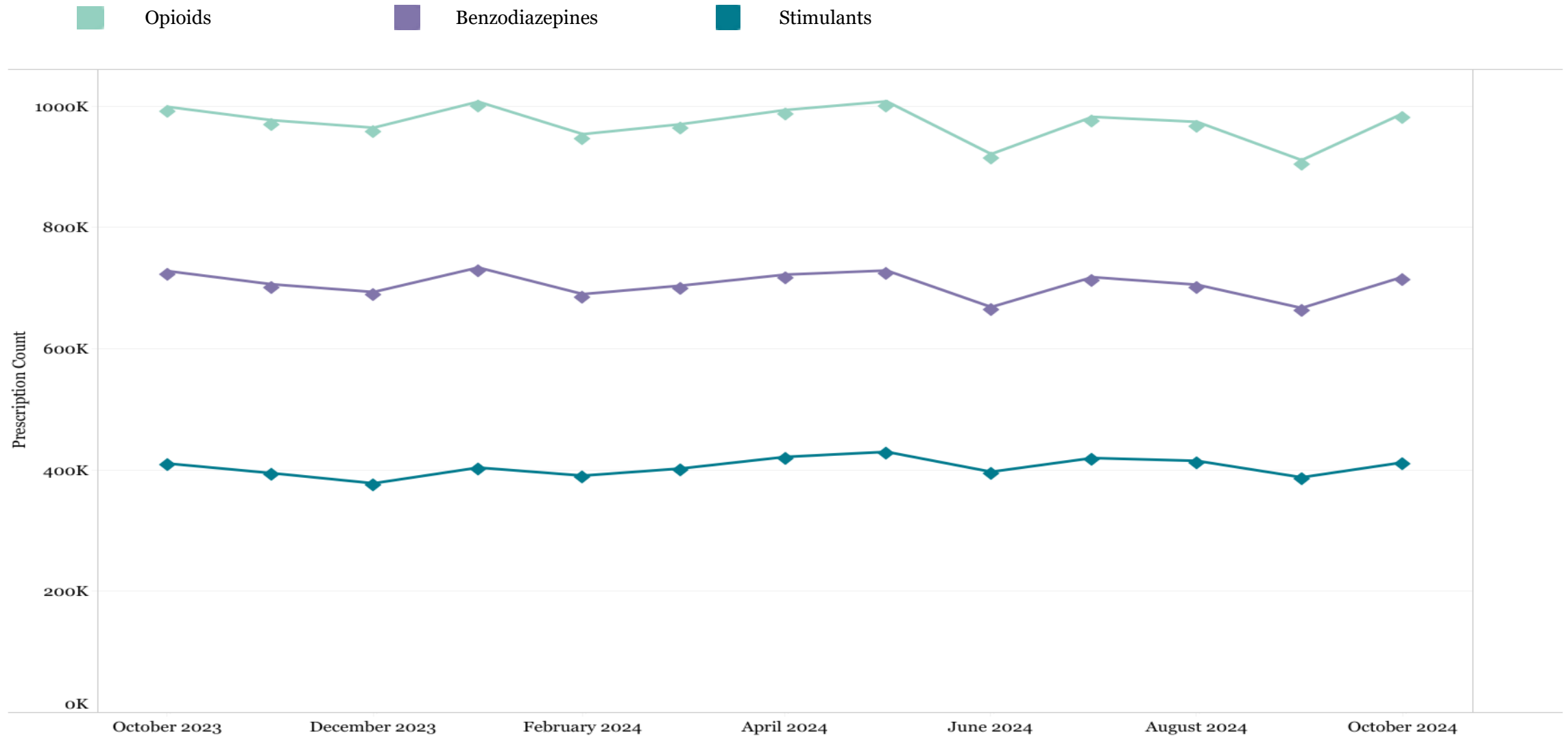
Florida, 2021-2023



- The red line represents the number of fentanyl prescriptions.
- The percentages indicated the percent change from the previous year.

Prescriptions by Drug Type & Month

Florida, 2023-2024



Indicators by Month

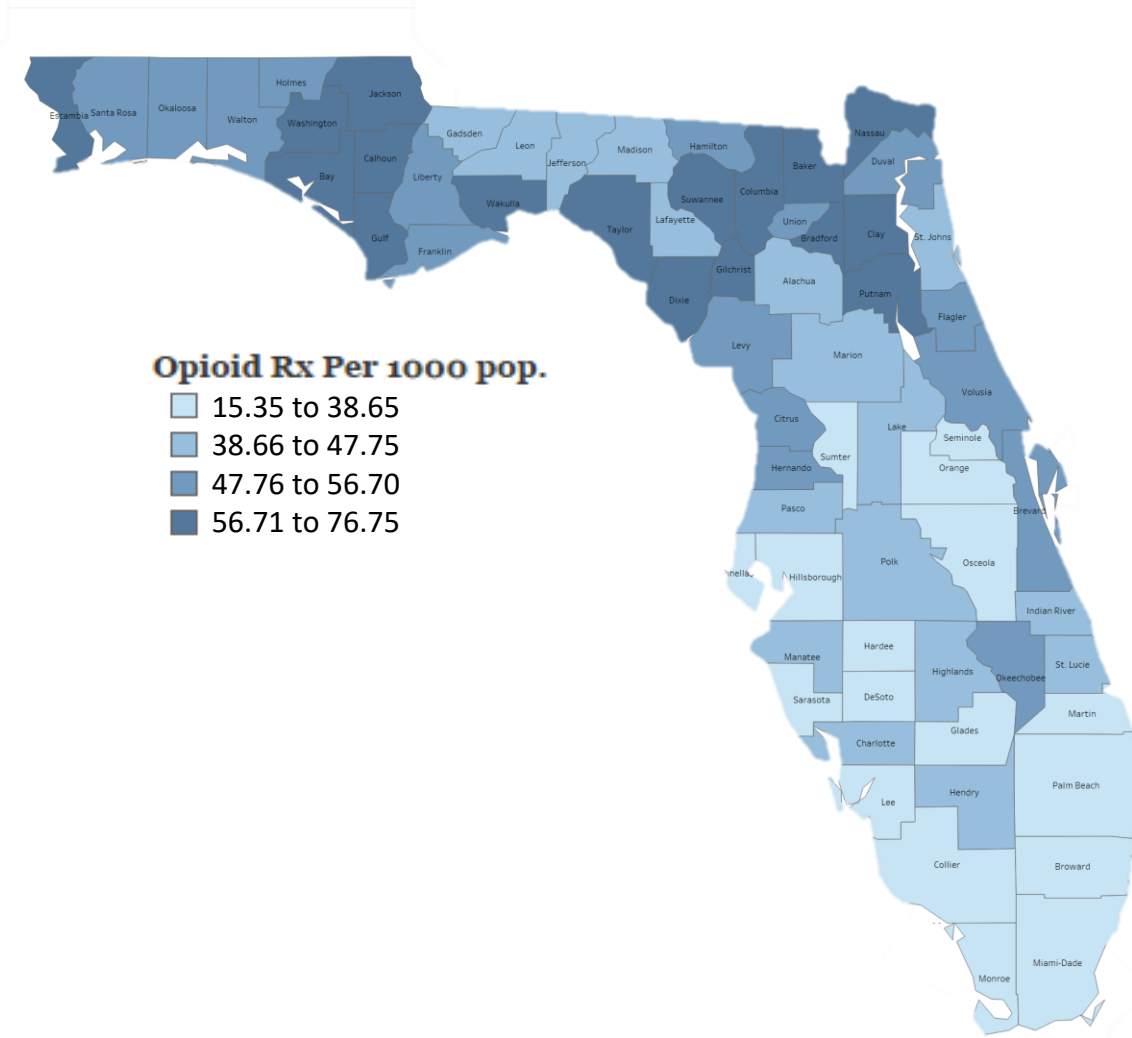
Florida, 2023-2024

Indicator Description	Oct 2023	Nov 2023	Dec 2023	Jan 2024	Feb 2024	Mar 2024	Apr 2024	May 2024	Jun 2024	Jul 2024	Aug 2024	Sep 2024	Oct 2024
# Opioid Prescriptions	998,781	976,673	964,387	1,007,271	953,774	970,126	993,598	1,007,858	920,931	982,259	974,028	910,899	987,884
# Benzodiazepine Prescriptions	728,003	706,146	693,481	733,837	690,015	703,968	722,177	728,959	668,639	717,984	705,493	667,068	718,486
# Stimulant Prescriptions	410,704	394,737	378,042	403,908	390,710	402,404	421,611	429,933	396,996	419,758	415,056	387,847	412,517
# Opioid Patients	768,019	753,022	747,222	771,684	744,852	753,009	767,632	766,377	725,244	747,511	747,749	715,370	751,511
# Benzodiazepine Patients	640,922	624,667	616,216	646,458	617,962	626,545	638,198	637,686	600,080	627,929	622,749	598,510	631,147
# Stimulant Patients	351,168	338,864	326,546	345,391	338,207	346,591	360,531	363,528	345,283	357,982	356,599	339,212	353,120
# Registered Users	27,016	28,024	28,948	30,075	30,994	31,893	32,809	33,686	34,984	36,554	37,792	39,226	40,329
# Patient Inquiries	4,421,986	4,259,711	4,083,288	4,395,827	4,128,605	4,158,888	4,316,770	4,320,208	4,020,899	4,398,182	4,293,736	4,026,742	4,367,190

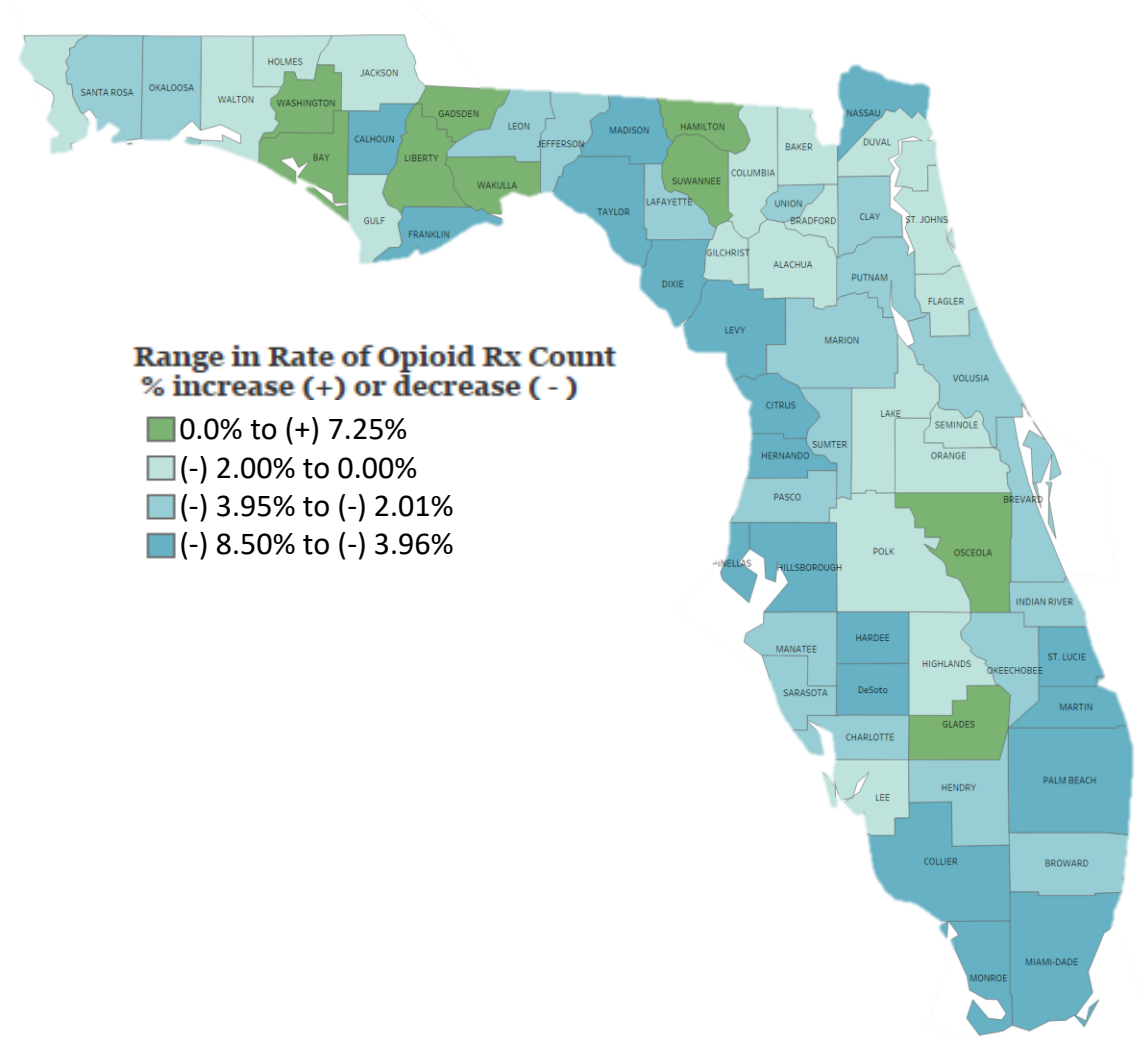
Opioid Prescription Rate & Percent Change by County

Florida, October 2024

Age-Adjusted Opioid Prescription Rate by County, Florida
October, 2024

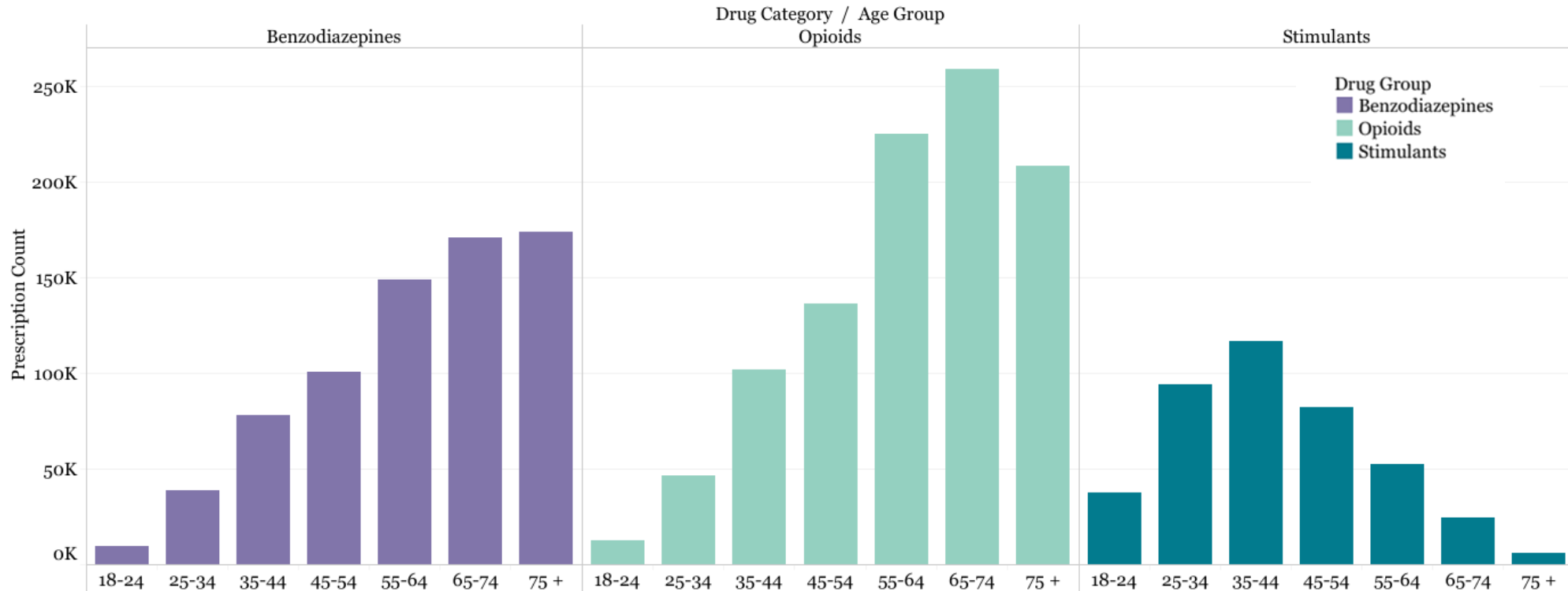
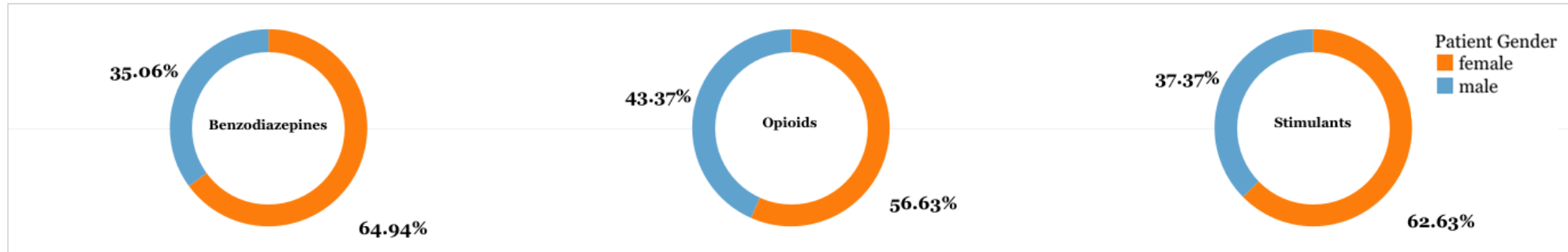


Percent Change in Opioid Prescription Count by County, Florida
Aug - Oct 2024 vs Aug - Oct 2023



Opioid, Benzodiazepine & Stimulant Prescriptions by Sex and Age

Florida, October 2024




Days' Supply Prescriptions by Month

Florida, 2023-2024

Drug Category	OCT 2023	NOV 2023	DEC 2023	JAN 2024	FEB 2024	MAR 2024	APR 2024	MAY 2024	JUN 2024	JUL 2024	AUG 2024	SEP 2024	OCT 2024
Zolpidem	37.04	37.22	37.47	37.55	37.52	37.41	37.71	37.47	37.41	37.37	37.27	37.33	37.70
Anxiolytic/Sedatives	33.34	33.60	33.78	33.65	33.73	33.57	33.89	33.76	33.39	33.23	33.52	33.41	34.09
Stimulants	29.83	29.96	30.12	29.94	30.00	30.05	30.09	30.11	30.21	30.41	30.41	30.39	30.42
Muscle Relaxants	29.74	29.56	29.71	29.79	29.66	29.63	29.91	29.58	29.82	29.95	30.10	30.33	29.99
Benzodiazepines	28.28	28.51	28.72	28.43	28.44	28.39	28.32	28.33	28.28	28.28	28.24	28.25	28.35
Opioids	18.36	18.43	18.57	18.23	18.31	18.37	18.32	18.44	18.41	18.52	18.36	18.39	18.40

Days' Supply per Rx



Appendix

Florida, October 2024

Opioids Include:

acetaminophen with codeine phosphate, acetaminophen/caffeine/dihydrocodeine bitartrate, **brompheniramine maleate/phenylephrine HCl/codeine phosphate**, buprenorphine, buprenorphine HCl, buprenorphine HCl/naloxone HCl, butalbital/acetaminophen/caffeine/codeine phosphate, butorphanol tartrate, carisoprodol/aspirin/codeine phosphate, chlorpheniramine maleate/codeine phosphate, **codeine phosphate, codeine phosphate/butalbital/aspirin/caffeine, codeine phosphate/guaifenesin, codeine polistirex/chlorpheniramine polistirex, codeine sulfate**, fentanyl, fentanyl citrate, **fentanyl citrate/PF**, hydrocodone bitartrate, hydrocodone bitartrate/acetaminophen, **hydrocodone bitartrate/guaifenesin, hydrocodone bitartrate/homatropine methylbromide, hydrocodone polistirex/chlorpheniramine polistirex**, hydrocodone/ibuprofen, hydromorphone HCl, **hydromorphone HCl in 0.9 % sodium chloride, hydromorphone HCl in 0.9 % sodium chloride/PF, hydromorphone HCl/PF**, ibuprofen/oxycodone HCl, levorphanol tartrate, meperidine HCl, **meperidine HCl/PF**, methadone HCl, morphine sulfate, **morphine sulfate in 0.9 % sodium chloride, morphine sulfate in 0.9 % sodium chloride/PF**, morphine sulfate/naltrexone HCl, **morphine sulfate/PF, opium tincture**, opium/belladonna alkaloids, oxycodone HCl, oxycodone HCl/acetaminophen, oxycodone HCl/aspirin, oxycodone myristate, oxymorphone HCl, pentazocine HCl/naloxone HCl, **phenylpropanolamine HCl/hydrocodone bitartrate, promethazine HCl/codeine, promethazine/phenylephrine HCl/codeine, pseudoephedrine HCl/codeine phosphate/guaifenesin, sufentanil citrate**, tapentadol HCl, tramadol HCl, tramadol HCl/acetaminophen, **tramadol HCl/celecoxib, triprolidine HCl/phenylephrine HCl/codeine phosphate**

Notes:

1. Data extraction dates – 11/11/2024; Maps on 11/11/2024
2. Report includes patients living in Florida and whose age is ≥18.
3. Controlled substance drug schedule was set to II-V.
4. Population data is based on census data from www.census.gov.
5. Data from earlier years may have changed due to retrospective registration.
6. Effective January 2024, the drug categories have changed. Drugs added to the analyses are **indicated in red**.

Benzodiazepines Include:

alprazolam, amitriptyline HCl/chlordiazepoxide, chlordiazepoxide HCl, chlordiazepoxide/clidinium bromide, clobazam, clonazepam, clorazepate dipotassium, diazepam, estazolam, flurazepam HCl, lorazepam, **midazolam, midazolam HCl, midazolam HCl in 0.9 % sodium chloride/PF, midazolam HCl/PF, midazolam/ketamine HCl/ondansetron HCl**, oxazepam, quazepam, temazepam, triazolam

Stimulants Include:

amphetamine, amphetamine sulfate, **armodafinil, benzphetamine HCl, cocaine HCl**, dexamethylphenidate HCl, **dextroamphetamine**, dextroamphetamine sulf-saccharate/amphetamine sulf-aspartate, dextroamphetamine sulfate, **diethylpropion HCl, fenfluramine HCl**, lisdexamfetamine dimesylate, **lorcaserin HCl, methamphetamine HCl**, methylphenidate, methylphenidate HCl, **modafinil, phendimetrazine tartrate, phentermine HCl, phentermine HCl/topiramate, serdexmethylphenidate chloride/dexmethylphenidate HCl, solriamfetol HCl, Unspecified**