

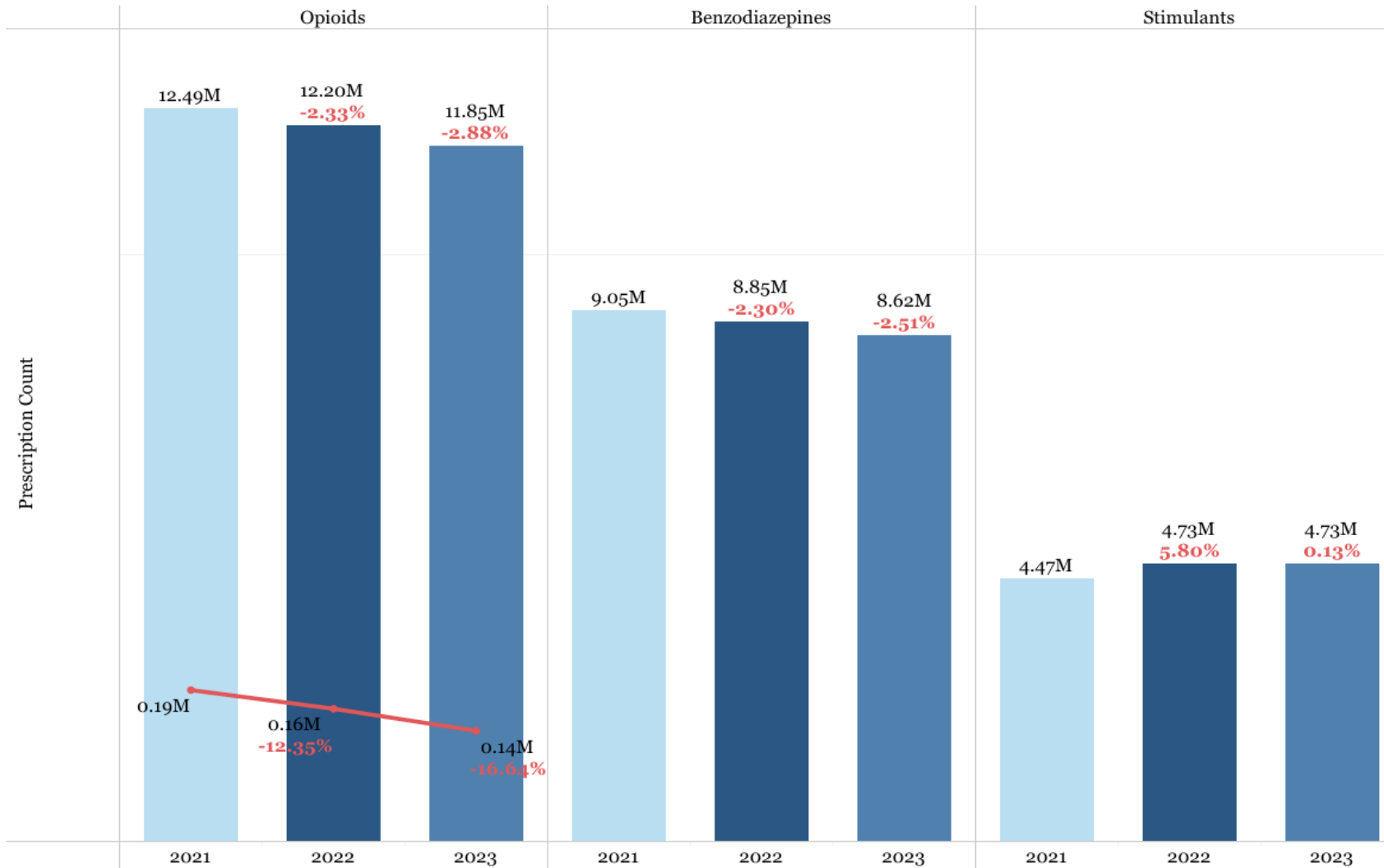
Florida Prescription Drug Monitoring Program (PDMP) Monthly Report

This data were obtained through the Florida Prescription Drug Monitoring Program (PDMP) known as E-FORCSE. PDMPs gather information on controlled substance dispensations and use. For more information, click [here](#).

Note: Effective January 2024, the drug categories have changed. Refer to the Appendix for additional information.

Prescriptions by Drug Type & Year

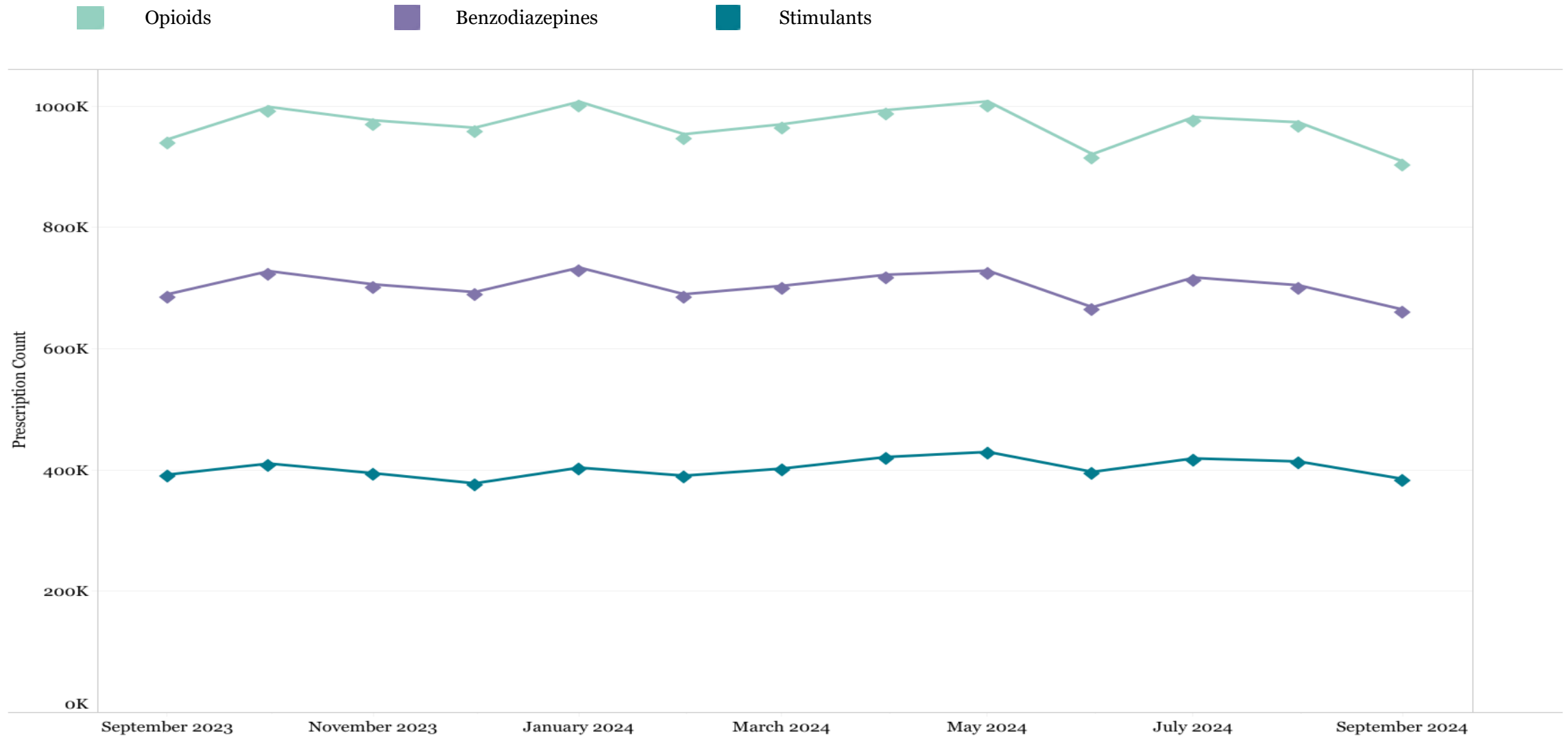
Florida, 2021-2023



- The red line represents the number of fentanyl prescriptions.
- The percentages indicated the percent change from the previous year.

Prescriptions by Drug Type & Month

Florida, 2023-2024



Indicators by Month

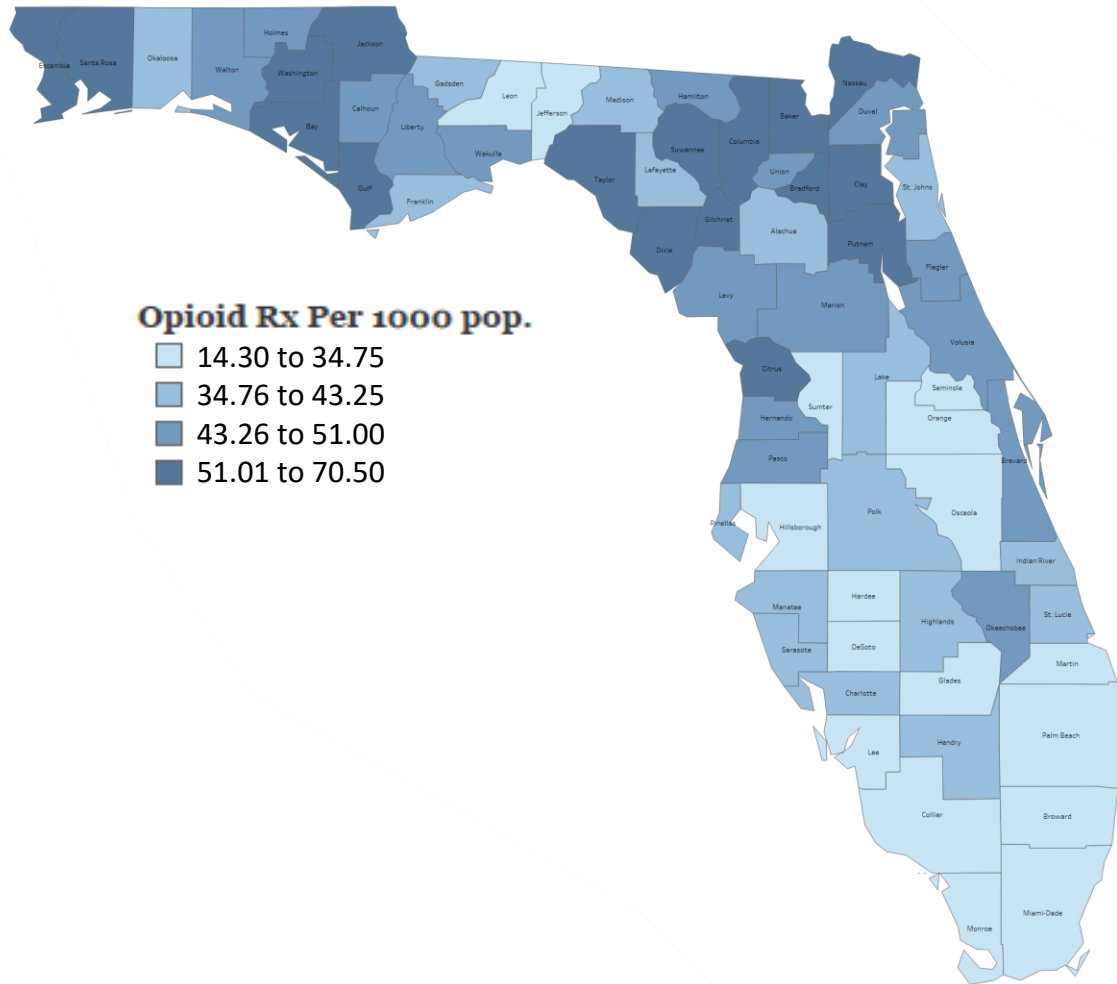
Florida, 2023-2024

Indicator Description	Sep 2023	Oct 2023	Nov 2023	Dec 2023	Jan 2024	Feb 2024	Mar 2024	Apr 2024	May 2024	Jun 2024	Jul 2024	Aug 2024	Sep 2024
# Opioid Prescriptions	945,131	998,601	976,475	964,220	1,007,116	953,624	969,924	993,412	1,007,713	920,682	981,828	973,338	908,516
# Benzodiazepine Prescriptions	689,741	727,875	705,994	693,323	733,656	689,791	703,597	721,896	728,653	668,295	717,488	704,623	664,479
# Stimulant Prescriptions	392,344	410,584	394,649	377,977	403,785	390,583	402,250	421,405	429,754	396,840	419,113	414,060	385,226
# Opioid Patients	734,879	767,919	752,909	747,134	771,615	744,778	752,855	767,476	766,266	725,064	747,247	747,315	715,688
# Benzodiazepine Patients	613,617	640,828	624,531	616,075	646,300	617,755	626,223	637,949	637,408	599,776	627,501	622,037	597,071
# Stimulant Patients	336,745	351,071	338,781	326,478	345,291	338,102	346,456	360,340	363,384	345,132	357,591	355,979	337,735
# Registered Users	25,668	27,014	28,023	28,946	30,073	30,992	31,890	32,806	33,683	34,981	36,551	37,789	39,223
# Patient Inquiries	3,972,394	4,422,349	4,260,123	4,083,582	4,396,031	4,128,756	4,159,128	4,316,723	4,320,192	4,020,876	4,398,192	4,293,892	4,026,787

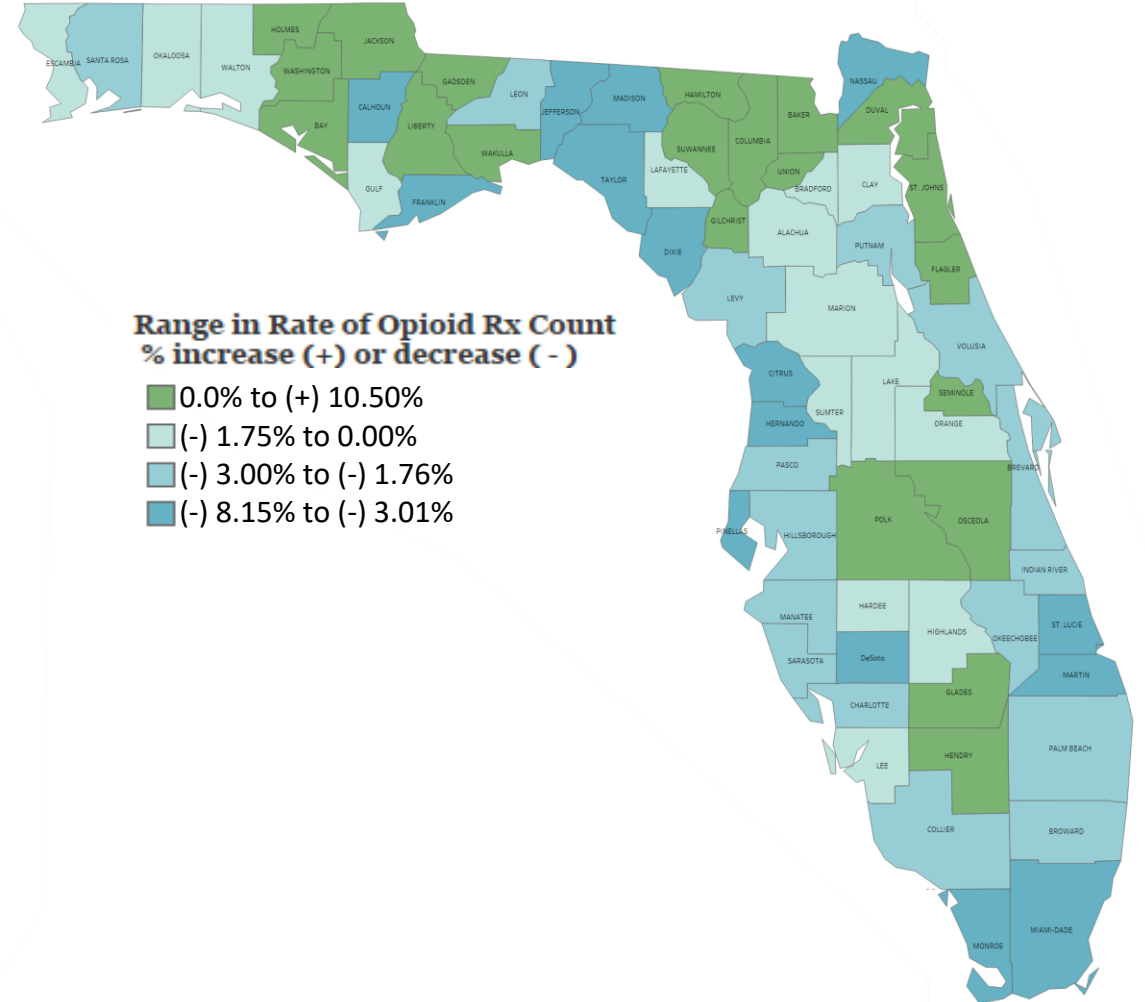
Opioid Prescription Rate & Percent Change by County

Florida, September 2024

**Age-Adjusted Opioid Prescription Rate by County, Florida
September, 2024**

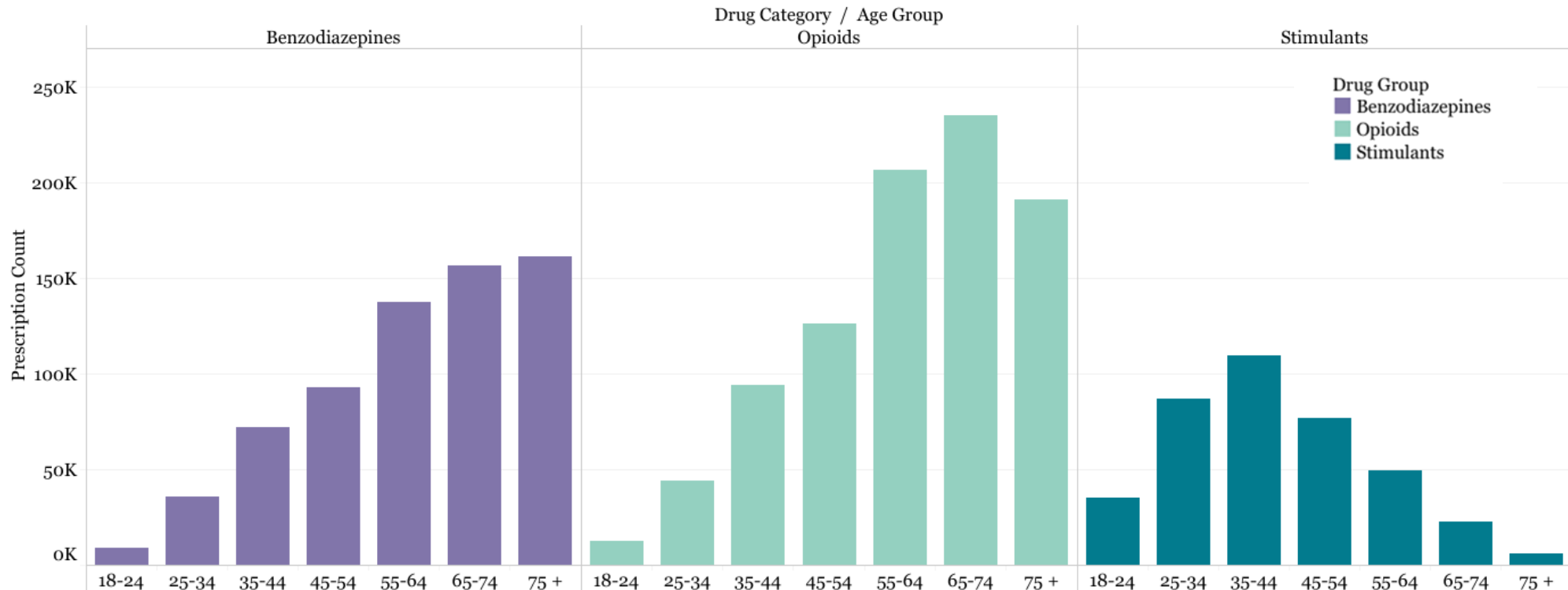
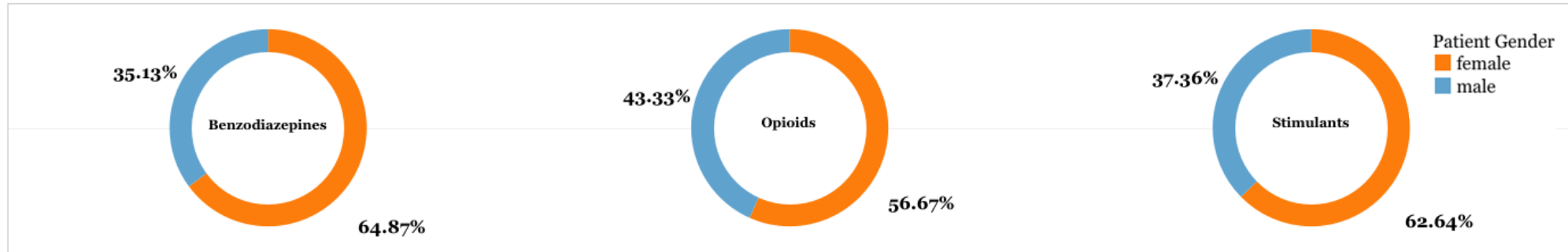


**Percent Change in Opioid Prescription Count by County, Florida
Jul - Sep 2024 vs Jul - Sep 2023**



Opioid, Benzodiazepine & Stimulant Prescriptions by Sex and Age

Florida, September 2024




Days' Supply Prescriptions by Month

Florida, 2023-2024

Drug Category	SEP 2023	OCT 2023	NOV 2023	DEC 2023	JAN 2024	FEB 2024	MAR 2024	APR 2024	MAY 2024	JUN 2024	JUL 2024	AUG 2024	SEP 2024
Zolpidem	36.87	37.04	37.22	37.47	37.55	37.52	37.43	37.72	37.47	37.42	37.37	37.27	37.34
Anxiolytic/Sedatives	26.60	26.27	26.72	26.79	26.62	26.57	26.47	26.44	26.72	26.27	26.08	26.29	26.19
Stimulants	29.77	29.82	29.96	30.12	29.94	30.00	30.05	30.09	30.11	30.21	30.41	30.42	30.40
Muscle Relaxants	29.52	29.74	29.56	29.73	29.80	29.67	29.63	29.90	29.58	29.82	29.95	30.10	30.32
Benzodiazepines	28.25	28.29	28.51	28.73	28.43	28.44	28.39	28.32	28.33	28.28	28.28	28.24	28.26
Opioids	18.54	18.36	18.43	18.57	18.23	18.31	18.37	18.32	18.44	18.41	18.52	18.37	18.39

Days' Supply per Rx



Opioids Include:

acetaminophen with codeine phosphate, acetaminophen/caffeine/dihydrocodeine bitartrate, **brompheniramine maleate/phenylephrine HCl/codeine phosphate**, buprenorphine, buprenorphine HCl, buprenorphine HCl/naloxone HCl, butalbital/acetaminophen/caffeine/codeine phosphate, butorphanol tartrate, carisoprodol/aspirin/codeine phosphate, chlorpheniramine maleate/codeine phosphate, **codeine phosphate, codeine phosphate/butalbital/aspirin/caffeine, codeine phosphate/guaifenesin, codeine polistirex/chlorpheniramine polistirex, codeine sulfate**, fentanyl, fentanyl citrate, **fentanyl citrate/PF**, hydrocodone bitartrate, hydrocodone bitartrate/acetaminophen, **hydrocodone bitartrate/guaifenesin, hydrocodone bitartrate/homatropine methylbromide, hydrocodone polistirex/chlorpheniramine polistirex**, hydrocodone/ibuprofen, hydromorphone HCl, **hydromorphone HCl in 0.9 % sodium chloride, hydromorphone HCl in 0.9 % sodium chloride/PF, hydromorphone HCl/PF**, ibuprofen/oxycodone HCl, levorphanol tartrate, meperidine HCl, **meperidine HCl/PF**, methadone HCl, morphine sulfate, **morphine sulfate in 0.9 % sodium chloride, morphine sulfate in 0.9 % sodium chloride/PF**, morphine sulfate/naltrexone HCl, **morphine sulfate/PF, opium tincture**, opium/belladonna alkaloids, oxycodone HCl, oxycodone HCl/acetaminophen, oxycodone HCl/aspirin, oxycodone myristate, oxymorphone HCl, pentazocine HCl/naloxone HCl, **phenylpropanolamine HCl/hydrocodone bitartrate, promethazine HCl/codeine, promethazine/phenylephrine HCl/codeine, pseudoephedrine HCl/codeine phosphate/guaifenesin, sufentanil citrate**, tapentadol HCl, tramadol HCl, tramadol HCl/acetaminophen, **tramadol HCl/celecoxib, triprolidine HCl/phenylephrine HCl/codeine phosphate**

Notes:

1. Data extraction dates – 10/11/2024; Maps on 10/11/2024
2. Report includes patients living in Florida and whose age is ≥18.
3. Controlled substance drug schedule was set to II-V.
4. Population data is based on census data from www.census.gov.
5. Data from earlier years may have changed due to retrospective registration.
6. Effective January 2024, the drug categories have changed. Drugs added to the analyses are **indicated in red**.

Benzodiazepines Include:

alprazolam, amitriptyline HCl/chlordiazepoxide, chlordiazepoxide HCl, chlordiazepoxide/clidinium bromide, clobazam, clonazepam, clorazepate dipotassium, diazepam, estazolam, flurazepam HCl, lorazepam, **midazolam, midazolam HCl, midazolam HCl in 0.9 % sodium chloride/PF, midazolam HCl/PF, midazolam/ketamine HCl/ondansetron HCl**, oxazepam, quazepam, temazepam, triazolam

Stimulants Include:

amphetamine, amphetamine sulfate, **armodafinil, benzphetamine HCl, cocaine HCl**, dexamethylphenidate HCl, **dextroamphetamine**, dextroamphetamine sulf-saccharate/amphetamine sulf-aspartate, dextroamphetamine sulfate, **diethylpropion HCl, fenfluramine HCl**, lisdexamfetamine dimesylate, **lorcaserin HCl, methamphetamine HCl**, methylphenidate, methylphenidate HCl, **modafinil, phendimetrazine tartrate, phentermine HCl, phentermine HCl/topiramate, serdexmethylphenidate chloride/dexmethylphenidate HCl, solriamfetol HCl, Unspecified**